

Path Planning

15-494 Cognitive Robotics
David S. Touretzky &
Ethan Tira-Thompson

Carnegie Mellon
Spring 2015

Outline

- Path planning as state space search
- RRTs: Rapidly-exploring Random Trees
- The RRT-Connect algorithm
- Collision detection
- Smoothing
- Path planning with constraints
- Path planning in Tekkotsu

Path Planning in Robotics

1. Navigation path planning

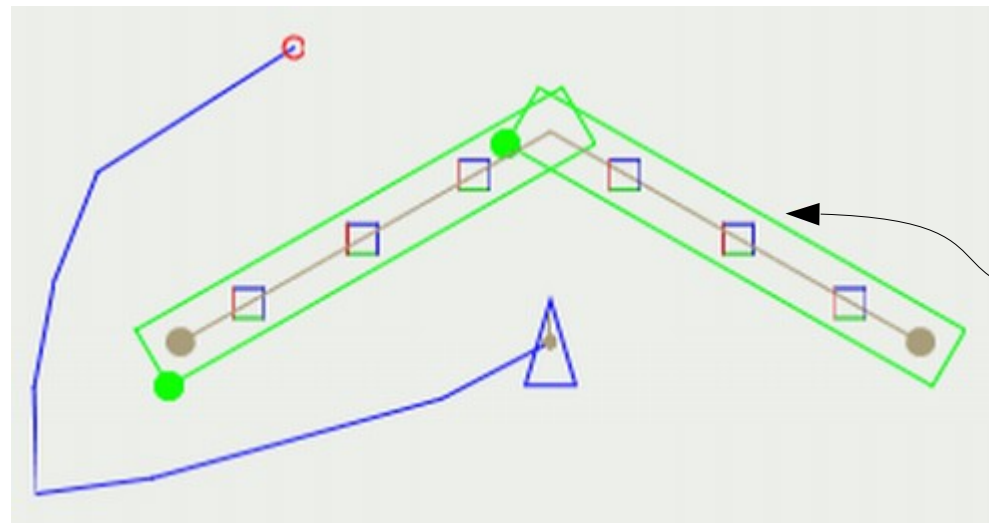
- How to get from the robot's current location to a goal.
- Avoid obstacles.
- Provide for localization.

2. Manipulation path planning

- Move an arm to grasp and manipulate an object.
- Avoid obstacles.
- Obey constraints (e.g., don't spill the coffee).

Navigation Planning

- 2D state space: (x,y) coordinates of the robot
 - Treat the robot as a point or a circle.



Obstacle
inflation

- 3D state space: (x,y,θ) pose of the robot
 - Heading matters when the robot is asymmetric
 - Heading matters when the robot's motion is constrained

Cspace Transform

- The area around an obstacle that would cause a collision with the robot.

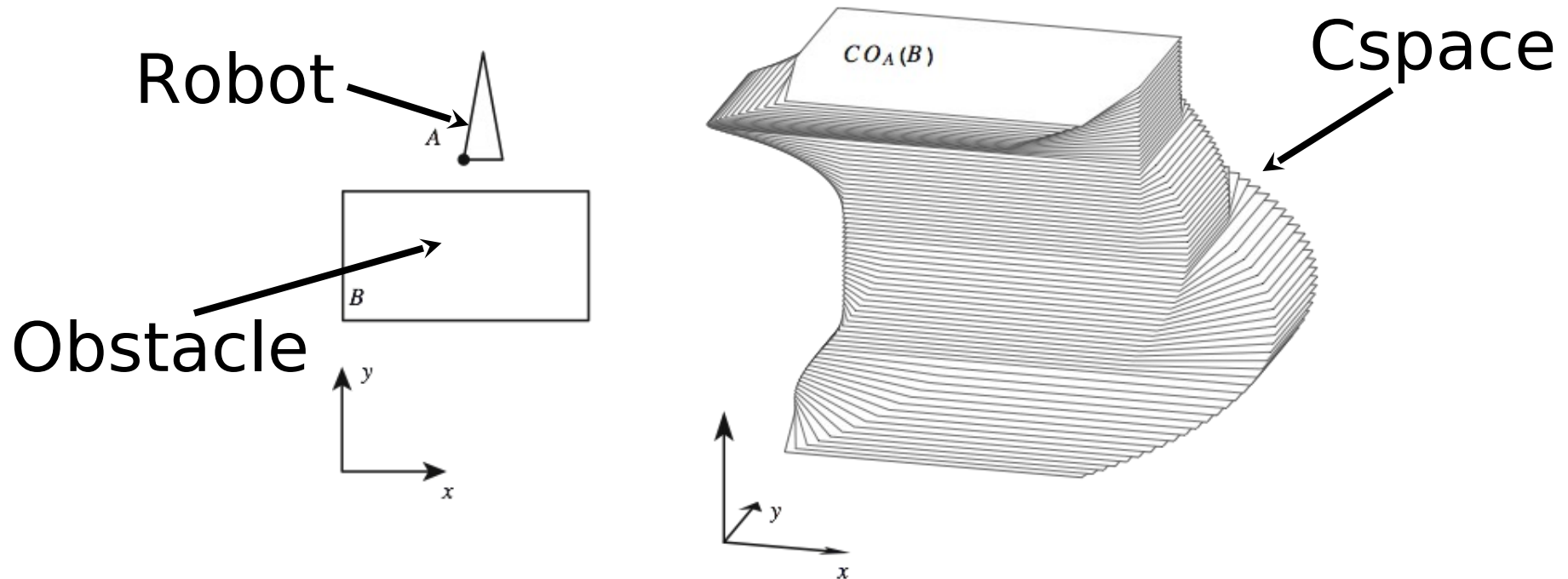


Figure 4.4 - Mason, Mechanics Of Robotic Manipulation

Arm Path Planning

- Cspace transform blocks out regions of joint space

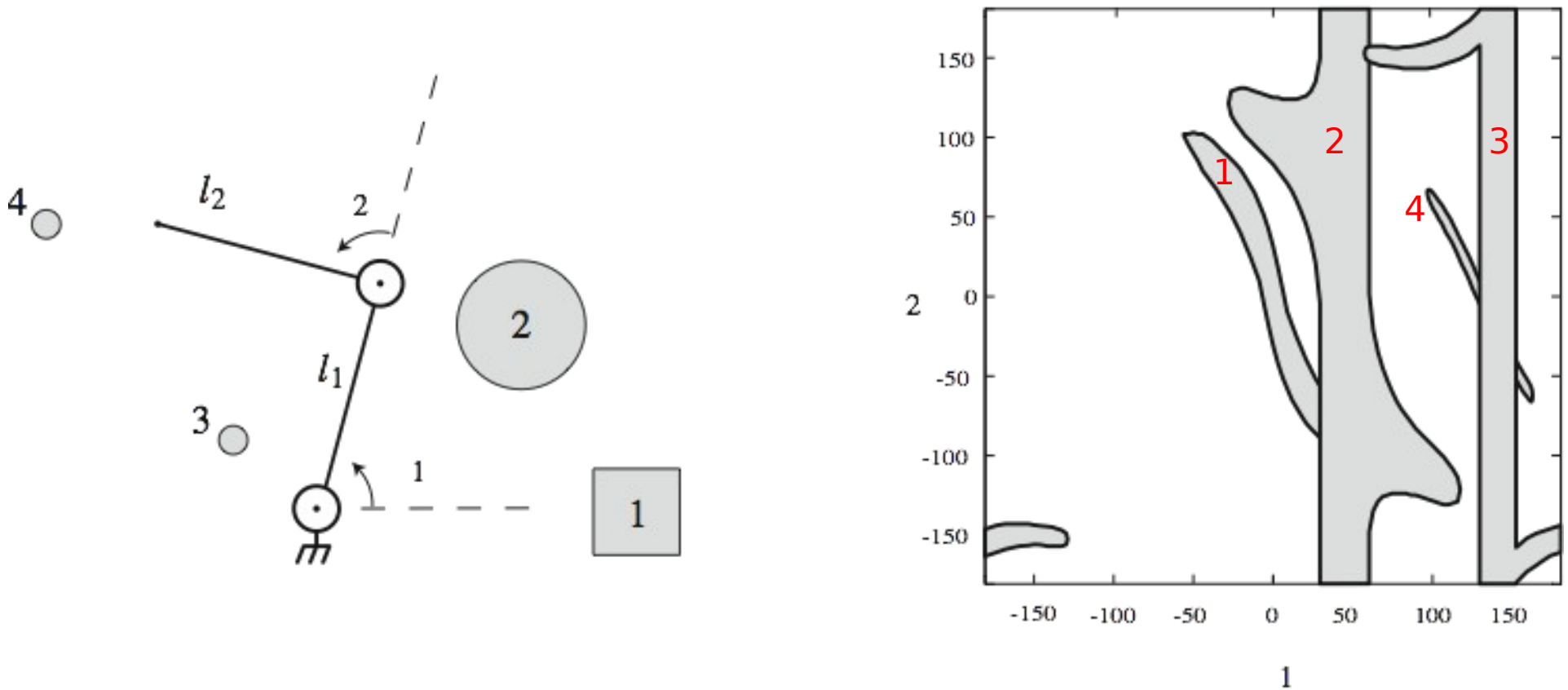


Figure 4.5 - Mason, Mechanics Of Robotic Manipulation

State Space Search

The path planning problem:

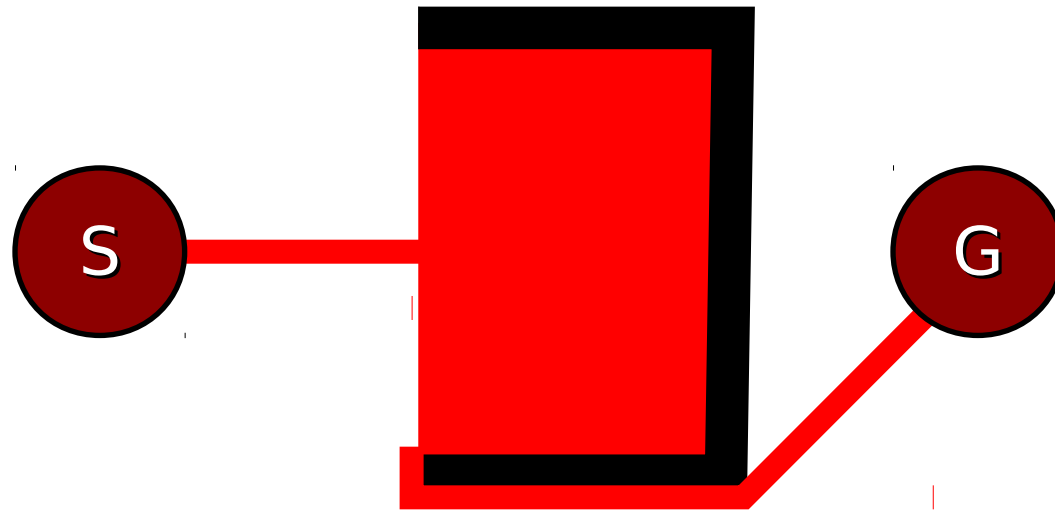
Given an n-dimensional state space and

- a start state $S=[s_1, s_2, \dots, s_n]$
- a goal state $G=[g_1, g_2, \dots, g_n]$
- an admissibility predicate P (collision test + constraints)

find a path from S to G such that every state on the path satisfies P .

Best First Search

- Can get trapped in a cul de sac for a long time.



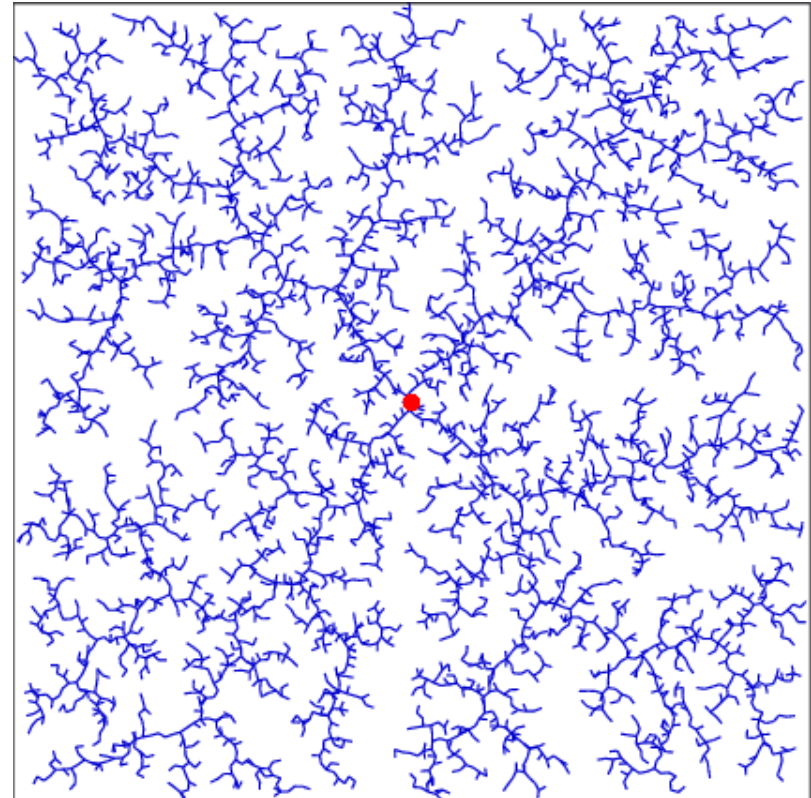
- Random search might be faster.

Rapidly-exploring Random Trees

- Described in LaValle (1998), Kuffner & LaValle (2000)
- Create a tree with start state S as the root.
- Repeat up to K times:
 - Pick a point \mathbf{q} in configuration space:
 - Sometimes \mathbf{q} should be a random point
 - Sometimes \mathbf{q} should be the goal state G
 - Find \mathbf{n} , the closest tree node to \mathbf{q}
 - Add a new node \mathbf{n}' some distance Δ toward \mathbf{q} ; make it a child of \mathbf{n}
 - If \mathbf{n}' is close enough to the goal state G , return.

RRT Algorithm

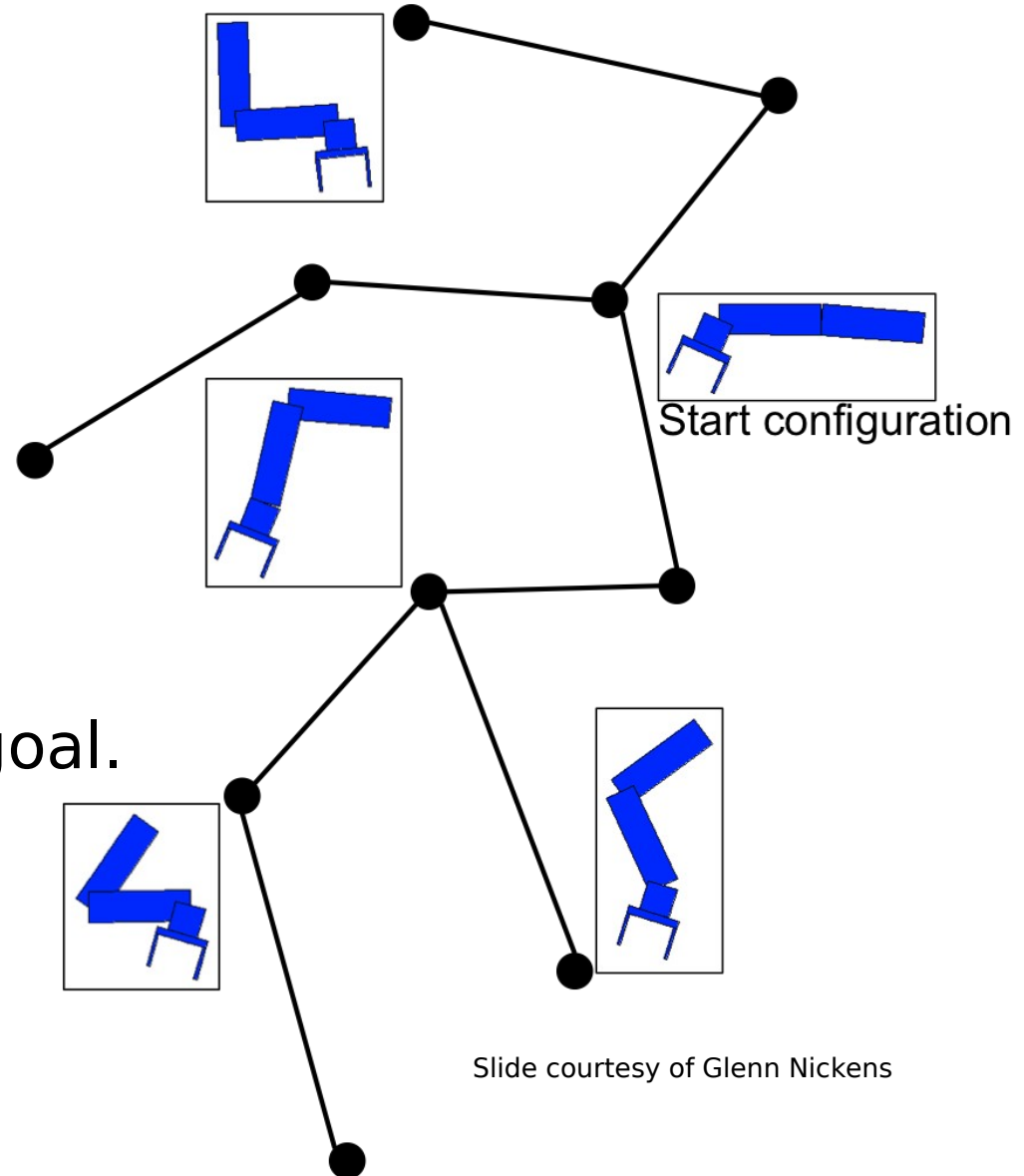
- Rapidly samples the state space.
- Cannot get trapped in local minima.
- Works well in high-dimensional spaces.
- Does not generate smooth paths.
- Can't tell when no solution exists; only quits when it exceeds the iteration limit K .



<http://msl.cs.uiuc.edu/rrt/treemovie.gif>

RRTs for Arm Path Planning

- Each node encodes an arm configuration in joint space.
- Only add nodes that don't cause collisions (with self or obstacles).
- Alternately (i) extend the tree in random directions and (ii) move toward the goal.



Implementation Notes

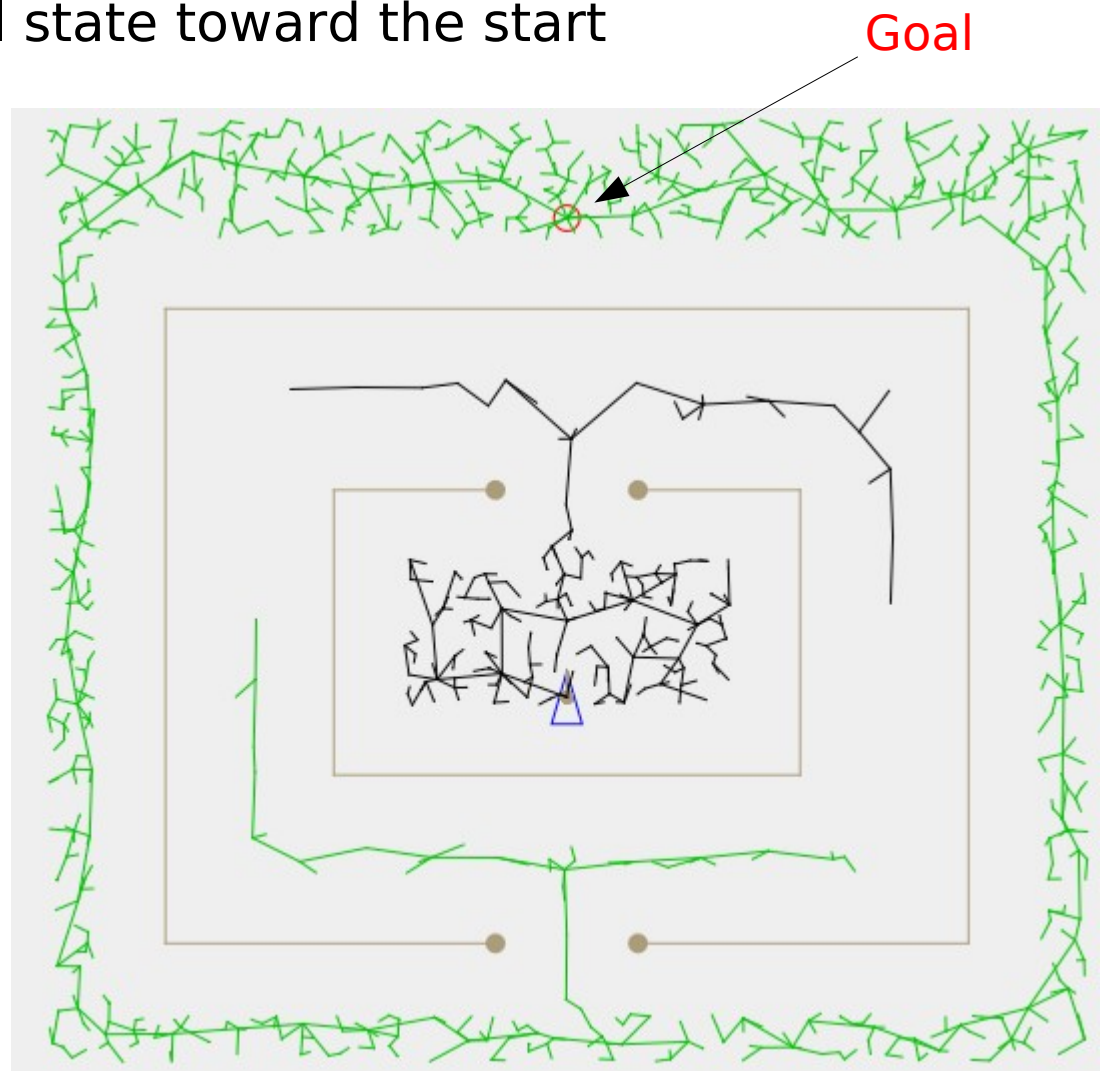
- Finding \mathbf{n} , the nearest node in the tree to \mathbf{q} , is the most expensive part of the algorithm.
 - Use K-D trees to efficiently find \mathbf{n} ?
 - In practice, K-D trees are slower unless you have a huge number of nodes (several thousand).
- Why only go a distance Δ toward the goal state G ? Why not go as far as we can, in steps of Δ ?
 - With no obstacles, this reaches the goal very quickly, but random search will get there nearly as quickly as we keep extending the nearest node to the goal.
 - But when obstacles are present, this can waste time filling out branches that will ultimately fail.
 - Generating lots of extra nodes bloats the tree, which slows down the algorithm.

RRT-Connect Algorithm


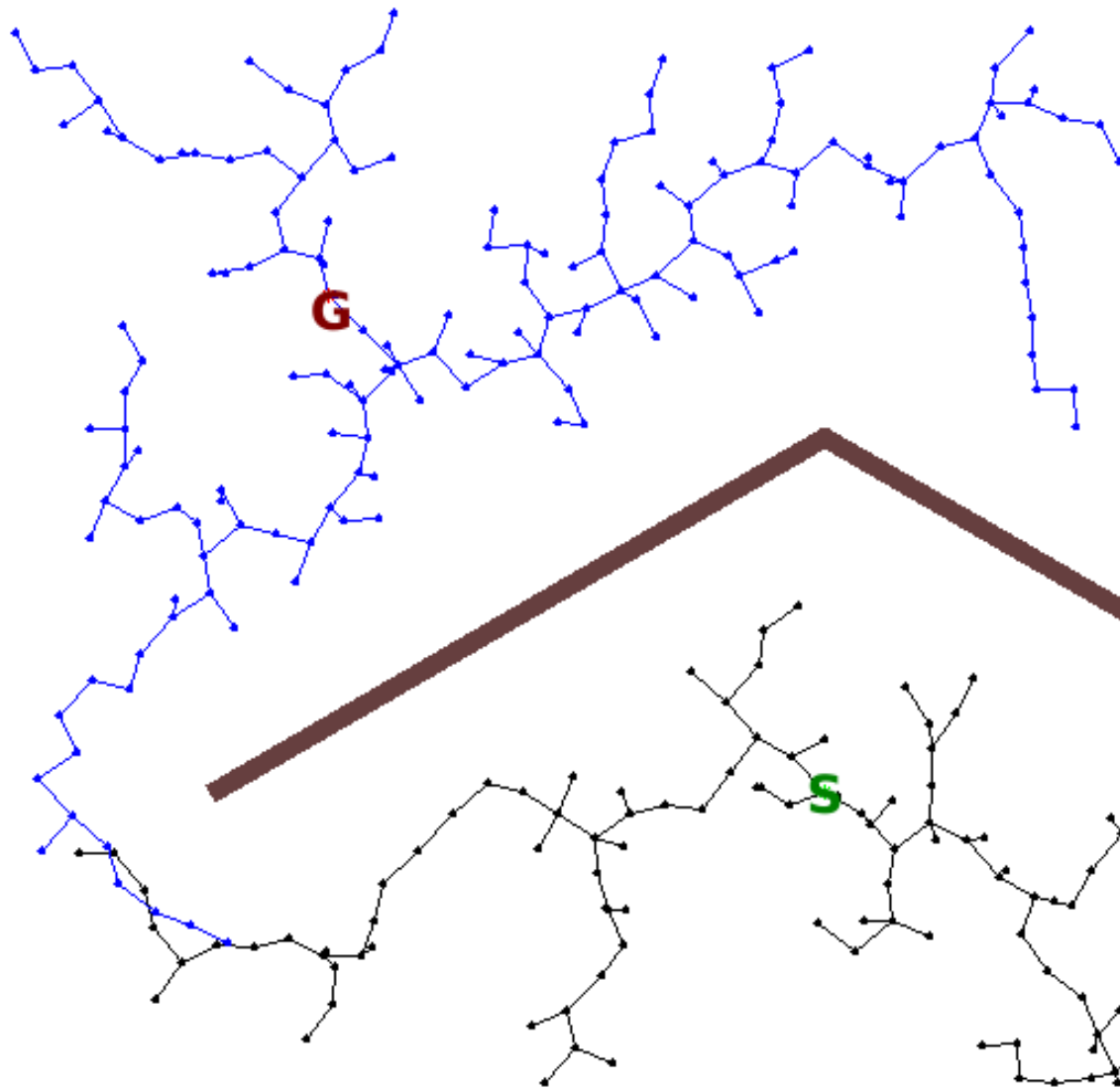
- Variant of RRT that grows two trees:
 - one from the start state toward the goal
 - one from the goal state toward the start

- When the two trees connect, a solution has been found.

- Not guaranteed to be better than RRT, but often helps.

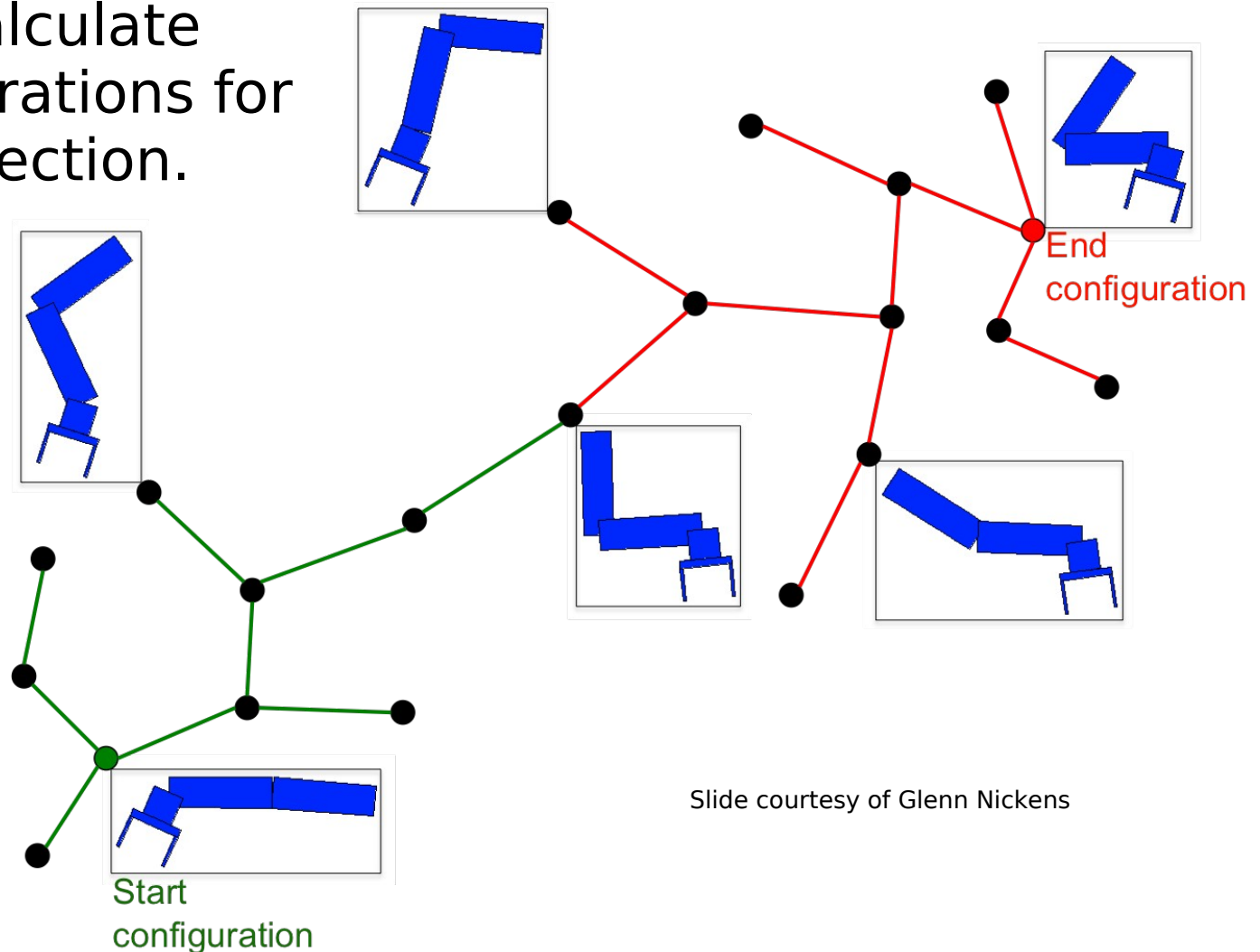



RRTs in the VeeTags World



RRT-Connect For Arms

- Use IK to calculate the goal configuration.
- Use FK to calculate arm configurations for collision detection.

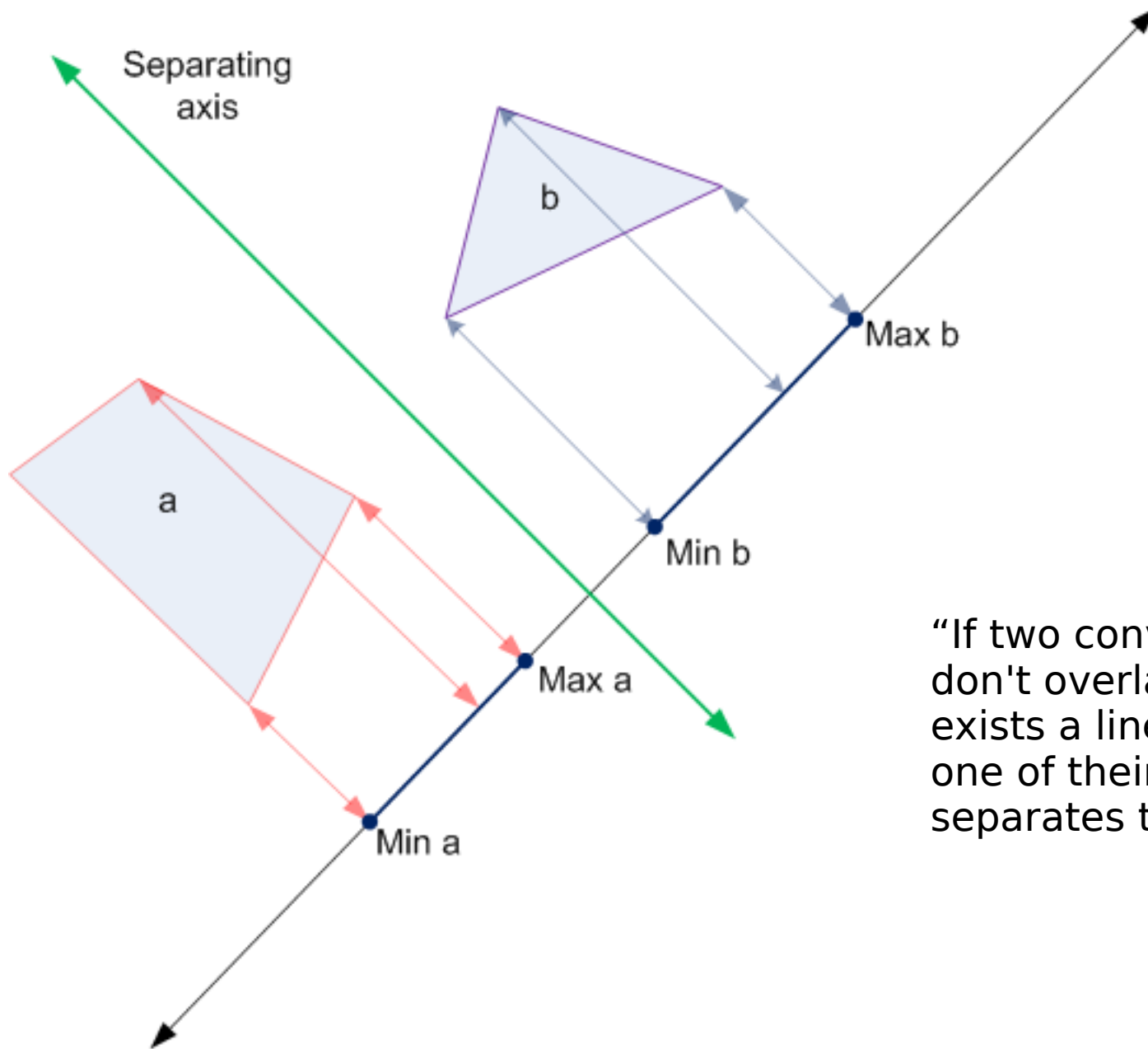


Slide courtesy of Glenn Nickens

Collision Detection

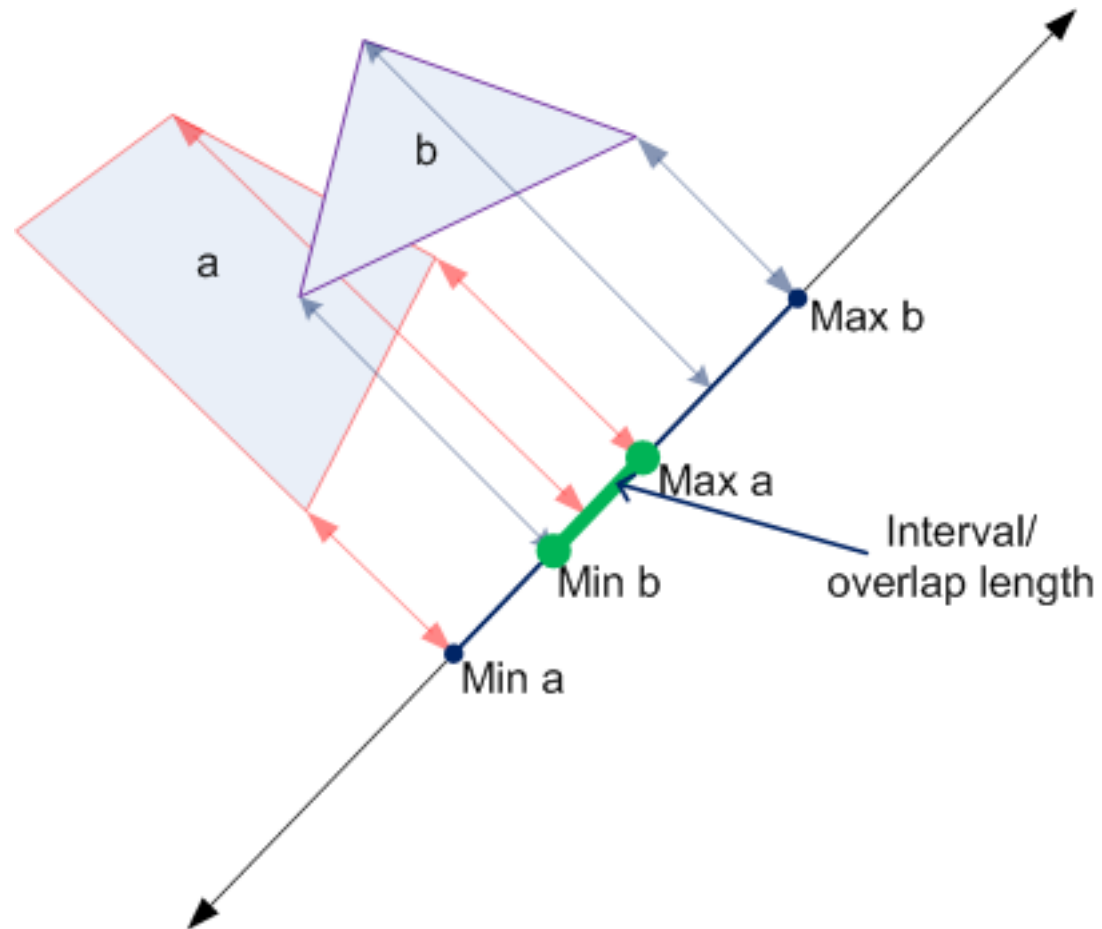
- Represent the robot and the obstacles as **convex polygons**.
- In 2D, use the Separating Axis Theorem to check for collisions.
 - Easy to code
 - Fast to compute
- In 3D, things get more complex.
 - Tekkotsu uses the GJK (Gilbert-Johnson-Keerthi) algorithm, used in many physics engines for video games.

Separating Axis Theorem



“If two convex polygons don't overlap, then there exists a line, parallel to one of their edges that separates them.”

Separating Axis Theorem

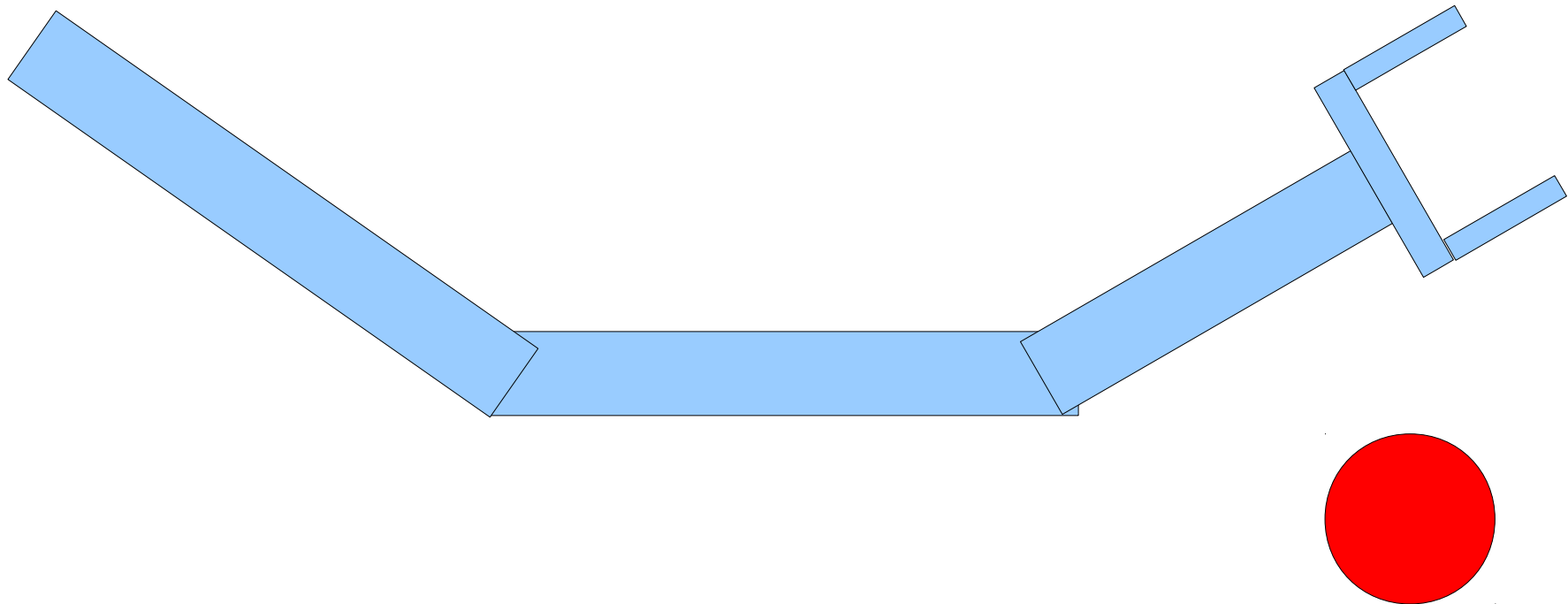


Algorithm to Apply the SAT

- For every edge of polygon A and of polygon B:
 - Project all the vertices onto the line normal to that edge.
 - Calculate the min and max coordinates for each polygon
 - If $\min A < \min B$ and $\max A > \min B$ OR
if $\min B < \min A$ and $\max B > \min A$
then the polygons collide.
- If you find any edge projection in which the ranges don't overlap, the polygons do not collide.

Arm Collision Detection

- Represent each link as a separate polygon.
- Check for:
 - Self-collisions other than link n with link $n+1$
 - Collisions of a link with an obstacle

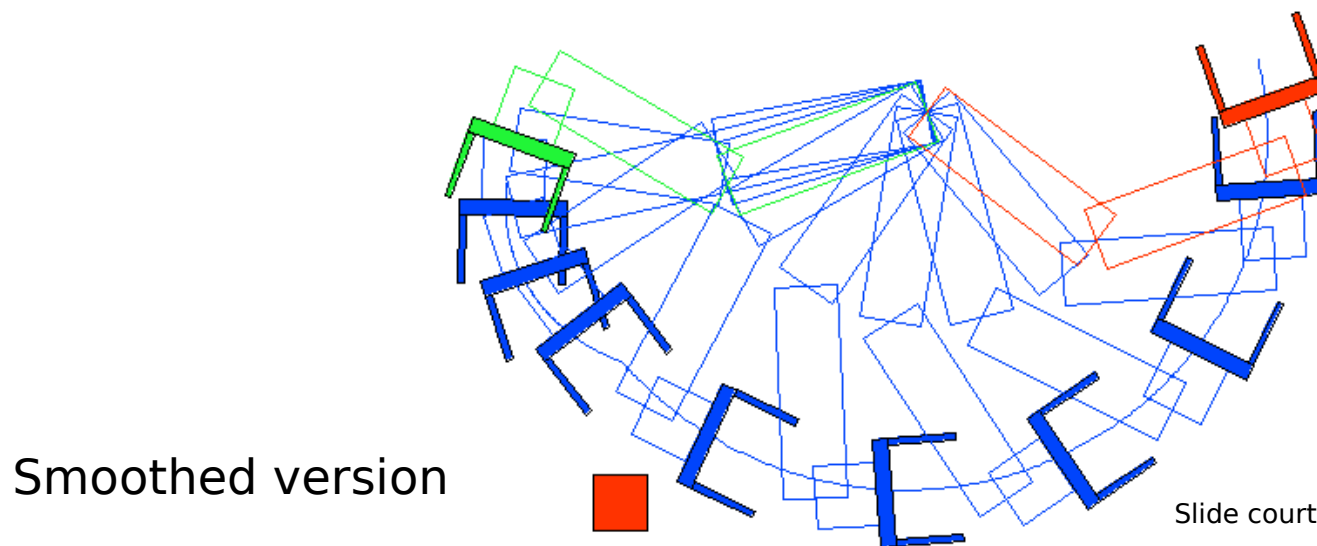
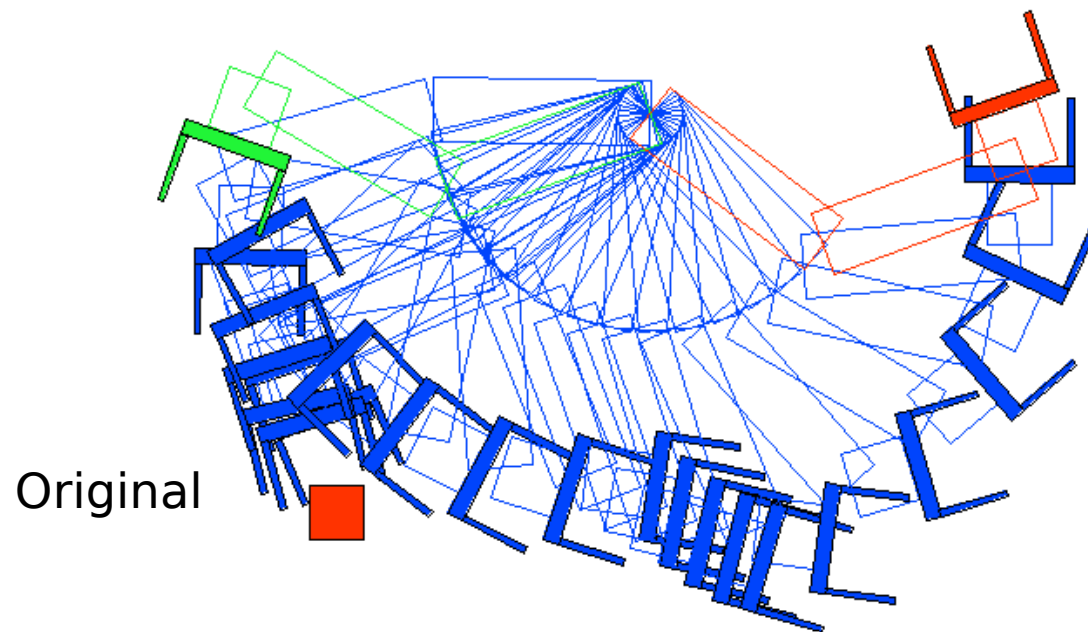


Path Smoothing

- The random component of RRT-Connect search often results in a jerky and meandering solution.
- Solution: apply a path smoothing algorithm.
- Repeat N times:
 - Pick two points on the path at random
 - See if we can linearly interpolate between those points without collisions.
 - If so, then snip out that segment of the path.

Smoothing An Arm Trajectory


- Start state
- Intermed. states
- End state



Slide courtesy of Glenn Nickens

Path Planning With Constraints

- With no closeable fingers, arm motion is constrained to be within about 60° of finger direction or we'll lose the object.



(video)

<http://www.youtube.com/watch?v=9oDQ754YVoc>

Implementing Constraints

- Each time we generate a new state \mathbf{n}' :
 - Check to see if \mathbf{n}' obeys the constraint
 - For finger motion constraint, check if the direction of motion from parent state \mathbf{n} to new state \mathbf{n}' is within 60° of the finger direction.
- What if \mathbf{n}' doesn't obey the constraint?
 - Reject it and generate a new random \mathbf{q} .
 - Or try to “fix” it by perturbing its value slightly so as to satisfy the constraint.

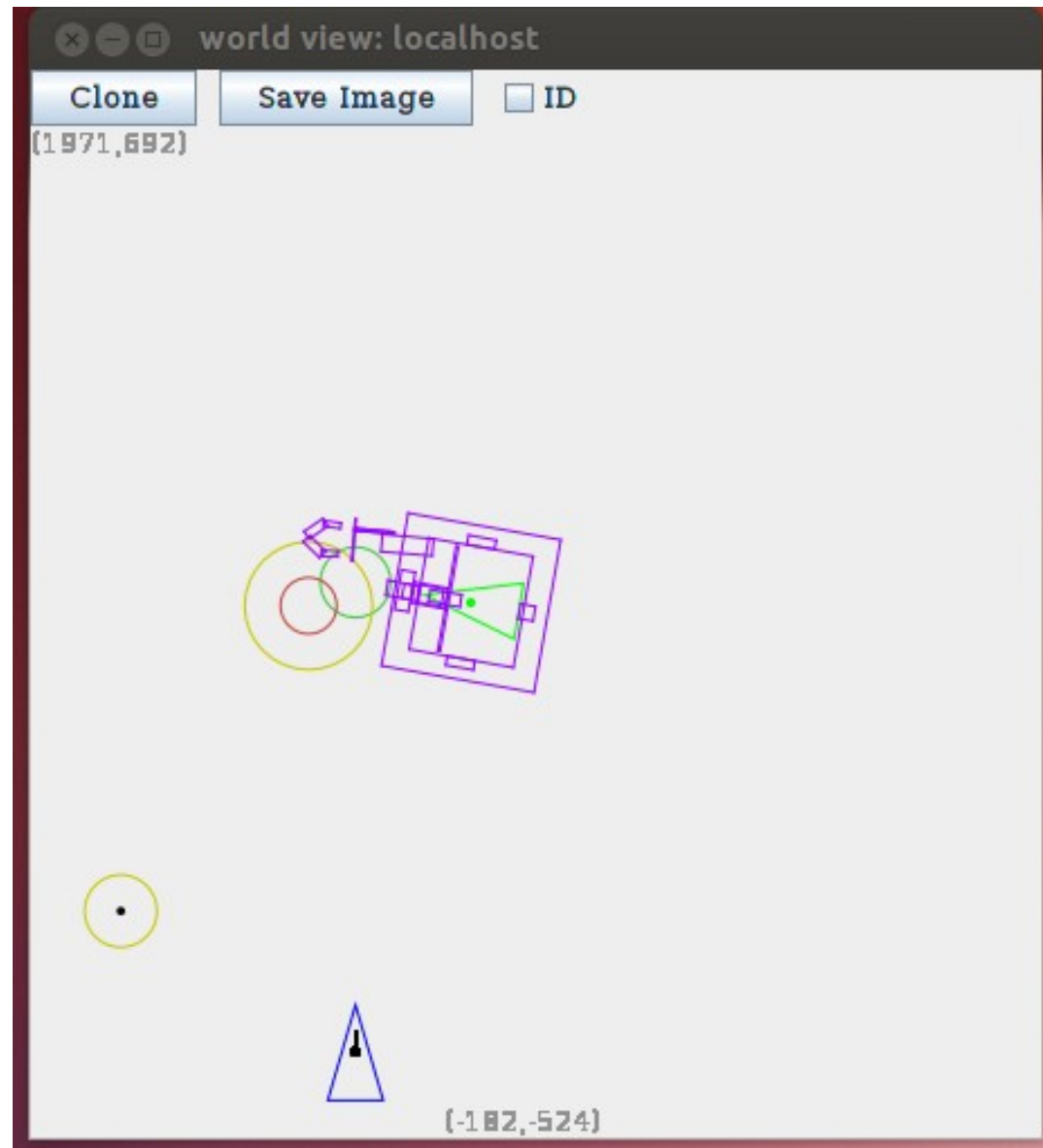
RRTs in Tekkotsu

- Tekkotsu/Planners/RRT/GenericRRT.h
- Works for any state space
- class RRTNodeBase
 - Subclass this to create a NodeValue_t to describe \mathbf{q}
 - Define a CollisionChecker class
- class GenericRRT<typename NODE, size_t N>
 - Instantiate this template to create an RRT planner
 - NODE must be a subclass of RRTNodeBase
 - Define an AdmissibilityPredicate class
 - Define the extend(...) method to extend the tree

Planners in Tekkotsu

- Navigation/ShapeSpacePlannerXY
 - 2D navigation planner
- Navigation/ShapeSpacePlannerXYTheta
 - 2D + heading navigation planner
- Manipulation/ShapeSpacePlanner2DR
 - 2D planner for N-joint planar arm with revolute joints
- Manipulation/ShapeSpacePlanner3DR
 - 3D planner for N-joint planar arm with revolute joints

Path Planning Failure: Goal State Is In Collision



The Grasper

- Does arm path planning
 - Initially developed for planar arms
 - Now does 3D arm path planning for Calliope5KP
- Does manipulation planning
 - How to grasp an object
 - How to move an object without losing it
 - How to release an object
- Many other manipulation operations are possible.
- Use a GrasperNode to submit a GrasperRequest.