

# Path Planning

15-494 Cognitive Robotics  
David S. Touretzky &  
Ethan Tira-Thompson

Carnegie Mellon  
Spring 2016

# Outline

- Path planning as state space search
- RRTs: Rapidly-exploring Random Trees
- The RRT-Connect algorithm
- Collision detection
- Smoothing
- Path planning with constraints
- Path planning in Tekkotsu

# Path Planning in Robotics

## 1. Navigation path planning

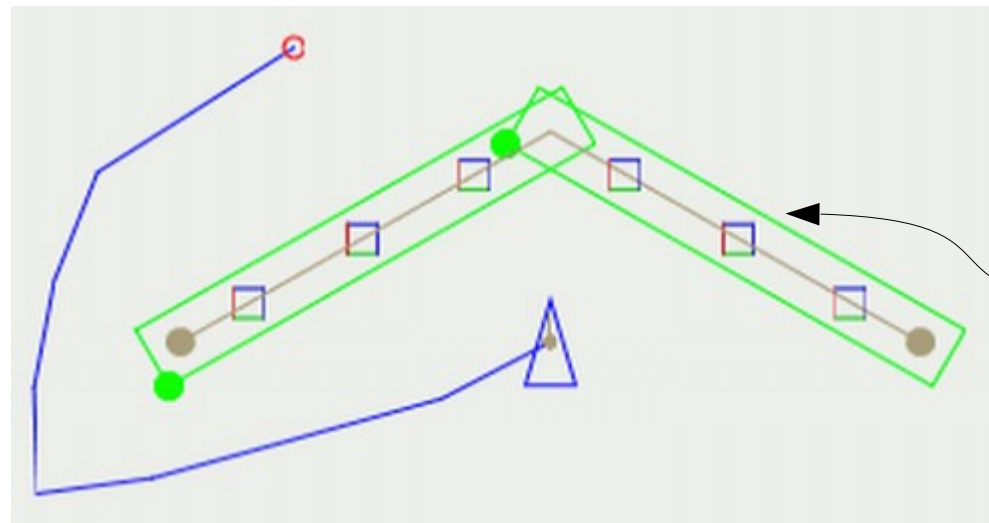
- How to get from the robot's current location to a goal.
- Avoid obstacles.
- Provide for localization.

## 2. Manipulation path planning

- Move an arm to grasp and manipulate an object.
- Avoid obstacles.
- Obey constraints (e.g., don't spill the coffee).

# Navigation Planning

- 2D state space:  $(x,y)$  coordinates of the robot
  - Treat the robot as a point or a circle.



- 3D state space:  $(x,y,\theta)$  pose of the robot
  - Heading matters when the robot is asymmetric
  - Heading matters when the robot's motion is constrained

# Cspace Transform

- The area around an obstacle that would cause a collision with the robot.

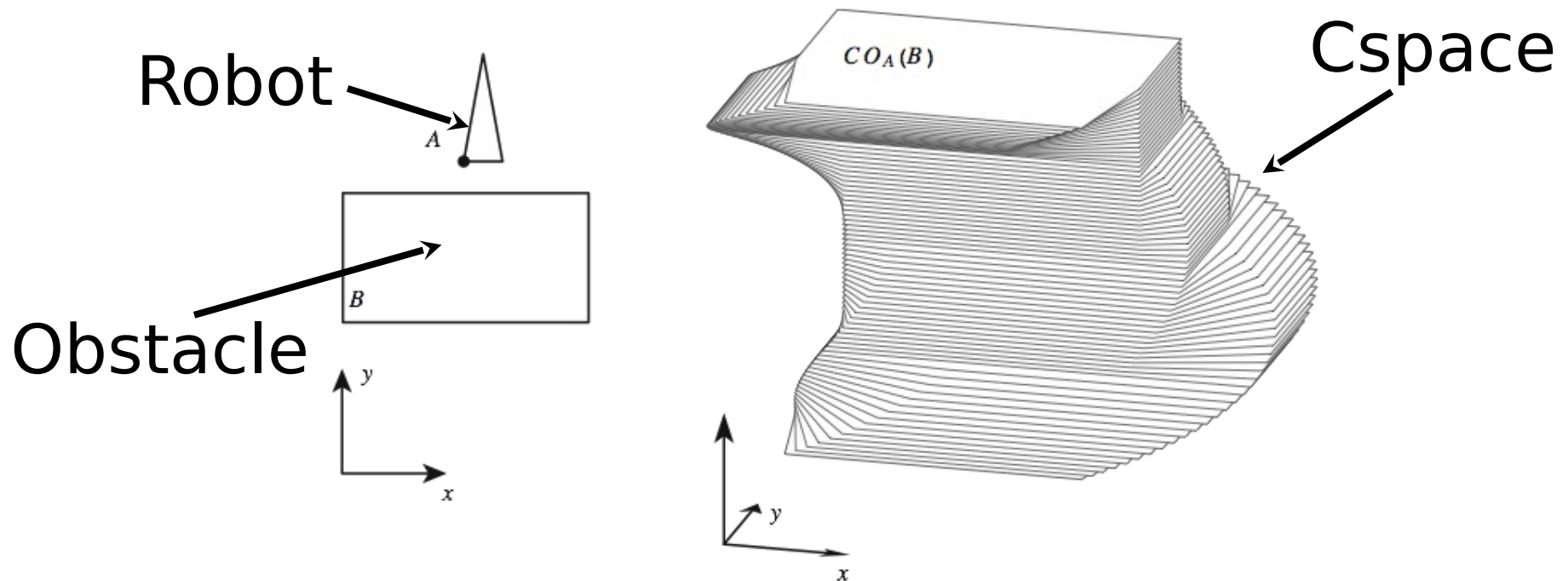


Figure 4.4 - Mason, Mechanics Of Robotic Manipulation

# Arm Path Planning

- Cspace transform blocks out regions of joint space

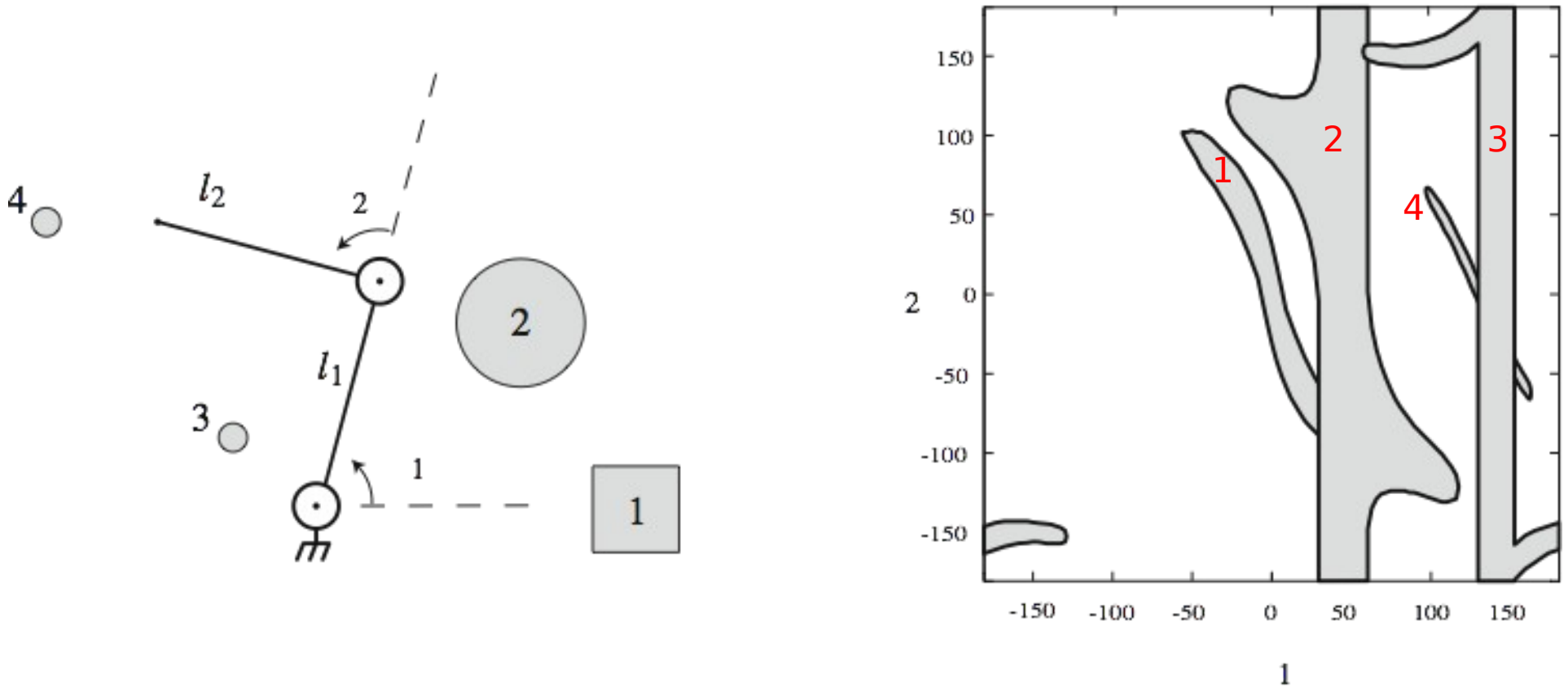


Figure 4.5 - Mason, Mechanics Of Robotic Manipulation

# State Space Search

The path planning problem:

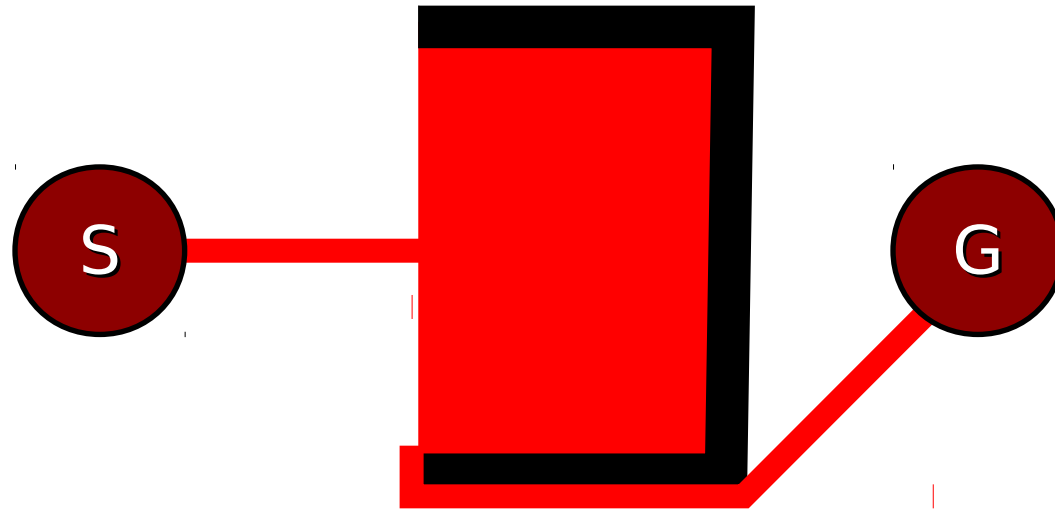
Given an n-dimensional state space and

- a start state  $S=[s_1, s_2, \dots, s_n]$
- a goal state  $G=[g_1, g_2, \dots, g_n]$
- an admissibility predicate P (collision test + constraints)

find a path from S to G such that every state on the path satisfies P.

# Best First Search

- Can get trapped in a cul de sac for a long time.



- Random search might be faster.

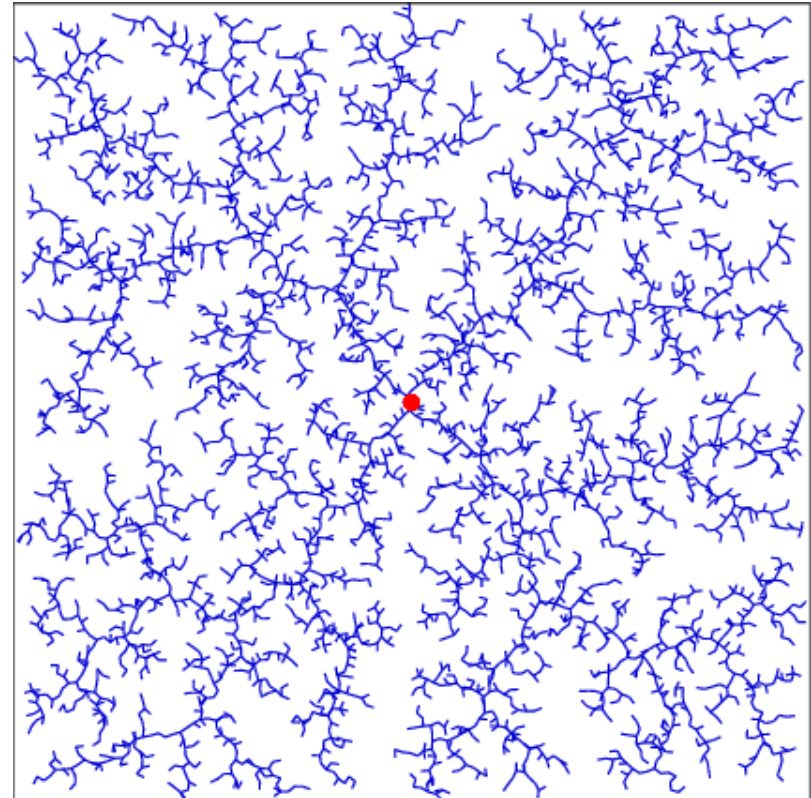


# Rapidly-exploring Random Trees

- Described in LaValle (1998), Kuffner & LaValle (2000)
- Create a tree with start state  $S$  as the root.
- Repeat up to  $K$  times:
  - Pick a point  $\mathbf{q}$  in configuration space:
    - Sometimes  $\mathbf{q}$  should be a random point
    - Sometimes  $\mathbf{q}$  should be the goal state  $G$
  - Find  $\mathbf{n}$ , the closest tree node to  $\mathbf{q}$
  - Add a new node  $\mathbf{n}'$  some distance  $\Delta$  toward  $\mathbf{q}$ ; make it a child of  $\mathbf{n}$
  - If  $\mathbf{n}'$  is close enough to the goal state  $G$ , return.

# RRT Algorithm

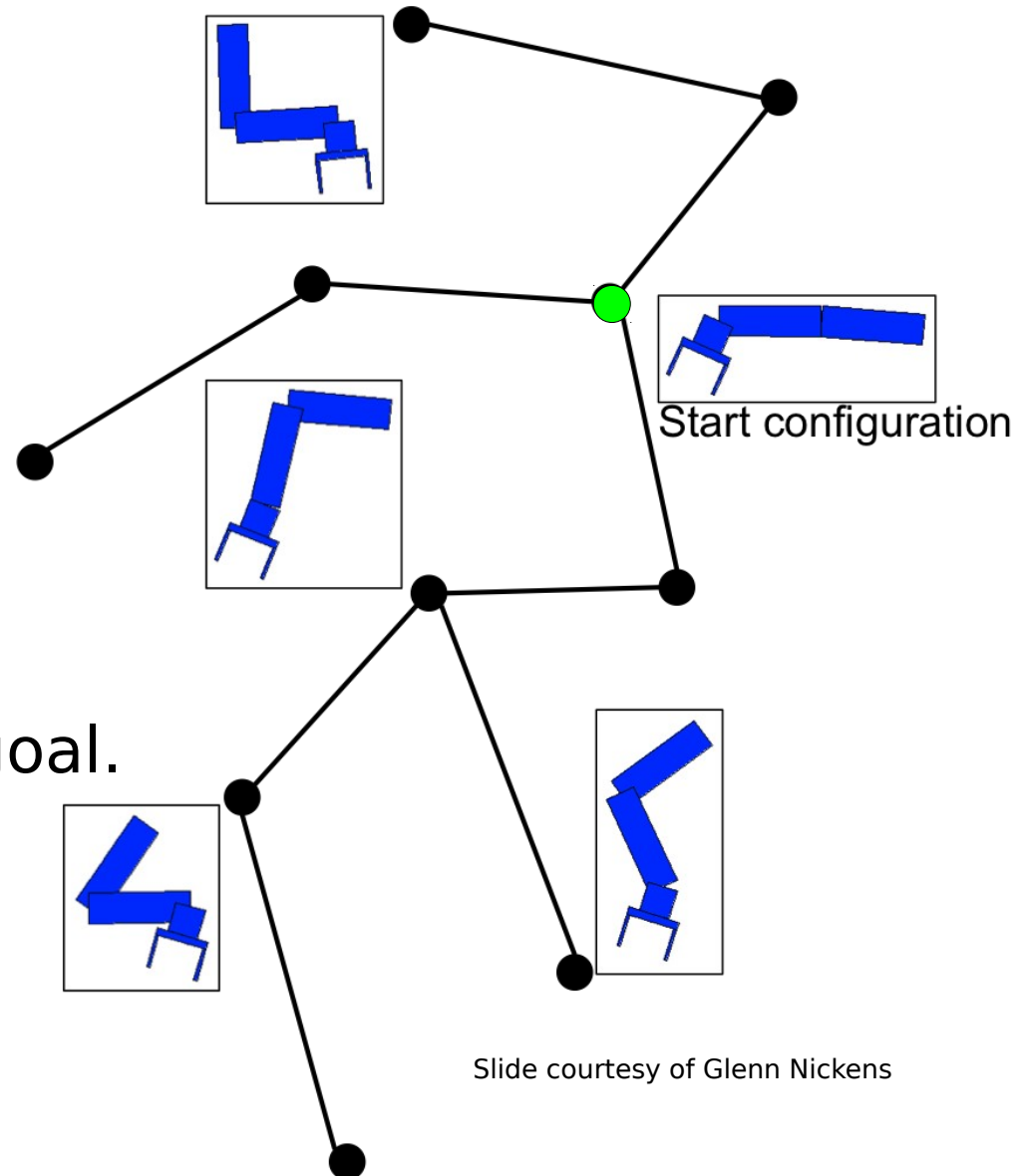
- Rapidly samples the state space.
- Cannot get trapped in local minima.
- Works well in high-dimensional spaces.
- Does not generate smooth paths.
- Can't tell when no solution exists; only quits when it exceeds the iteration limit  $K$ .



<http://msl.cs.uiuc.edu/rrt/treemovie.gif>

# RRTs for Arm Path Planning

- Each node encodes an arm configuration in joint space.
- Only add nodes that don't cause collisions (with self or obstacles).
- Alternately (i) extend the tree in random directions and (ii) move toward the goal.



Slide courtesy of Glenn Nickens

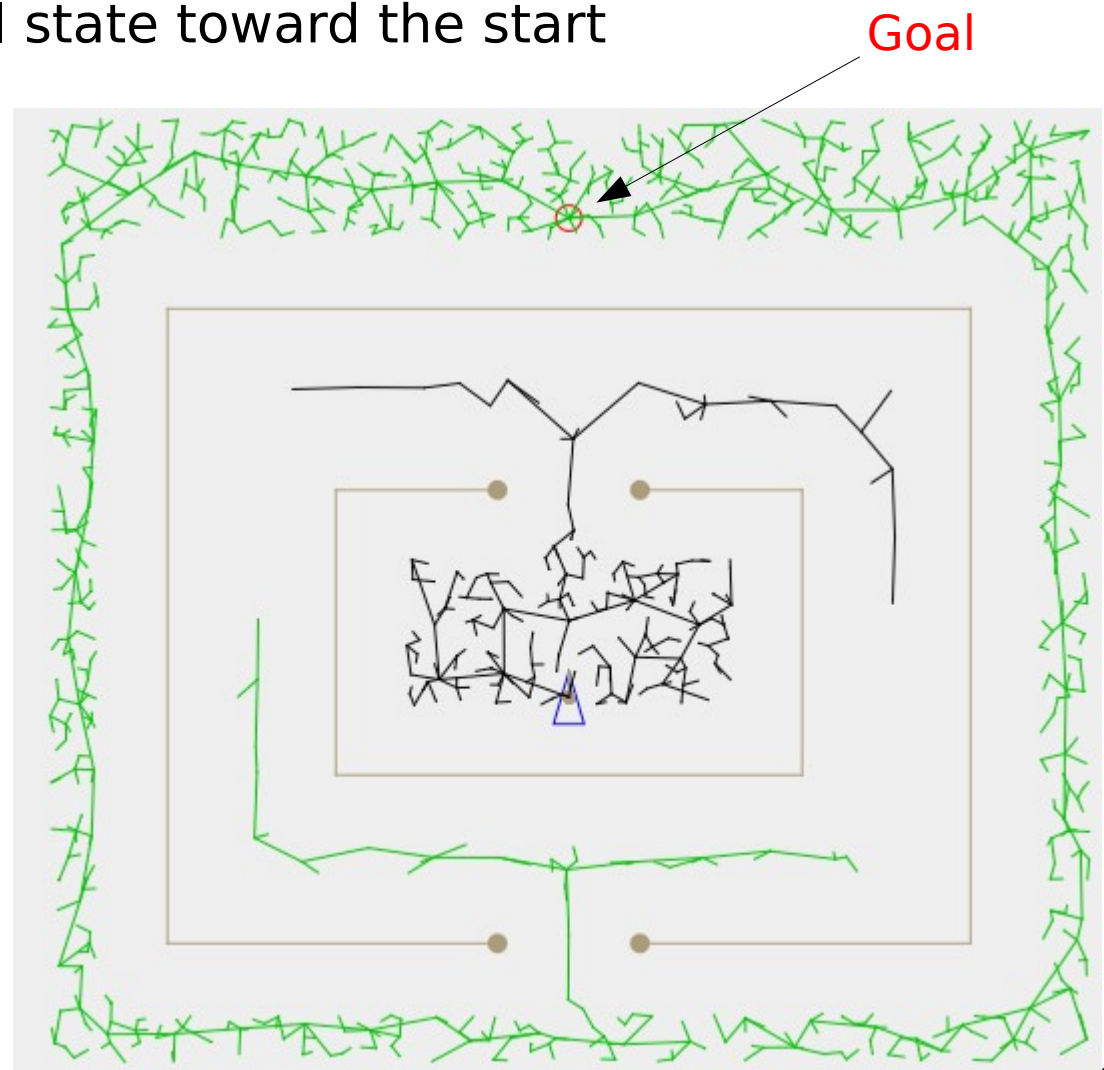
# Implementation Notes

- Finding  $\mathbf{n}$ , the nearest node in the tree to  $\mathbf{q}$ , is the most expensive part of the algorithm.
  - Use K-D trees to efficiently find  $\mathbf{n}$ ?
  - In practice, K-D trees are slower unless you have a huge number of nodes (several thousand).
- Why only go a distance  $\Delta$  toward the goal state  $G$ ? Why not go as far as we can, in steps of  $\Delta$ ?
  - With no obstacles, this reaches the goal very quickly, but random search will get there nearly as quickly as we keep extending the nearest node to the goal.
  - But when obstacles are present, this can waste time filling out branches that will ultimately fail.
  - Generating lots of extra nodes bloats the tree, which slows down the algorithm.


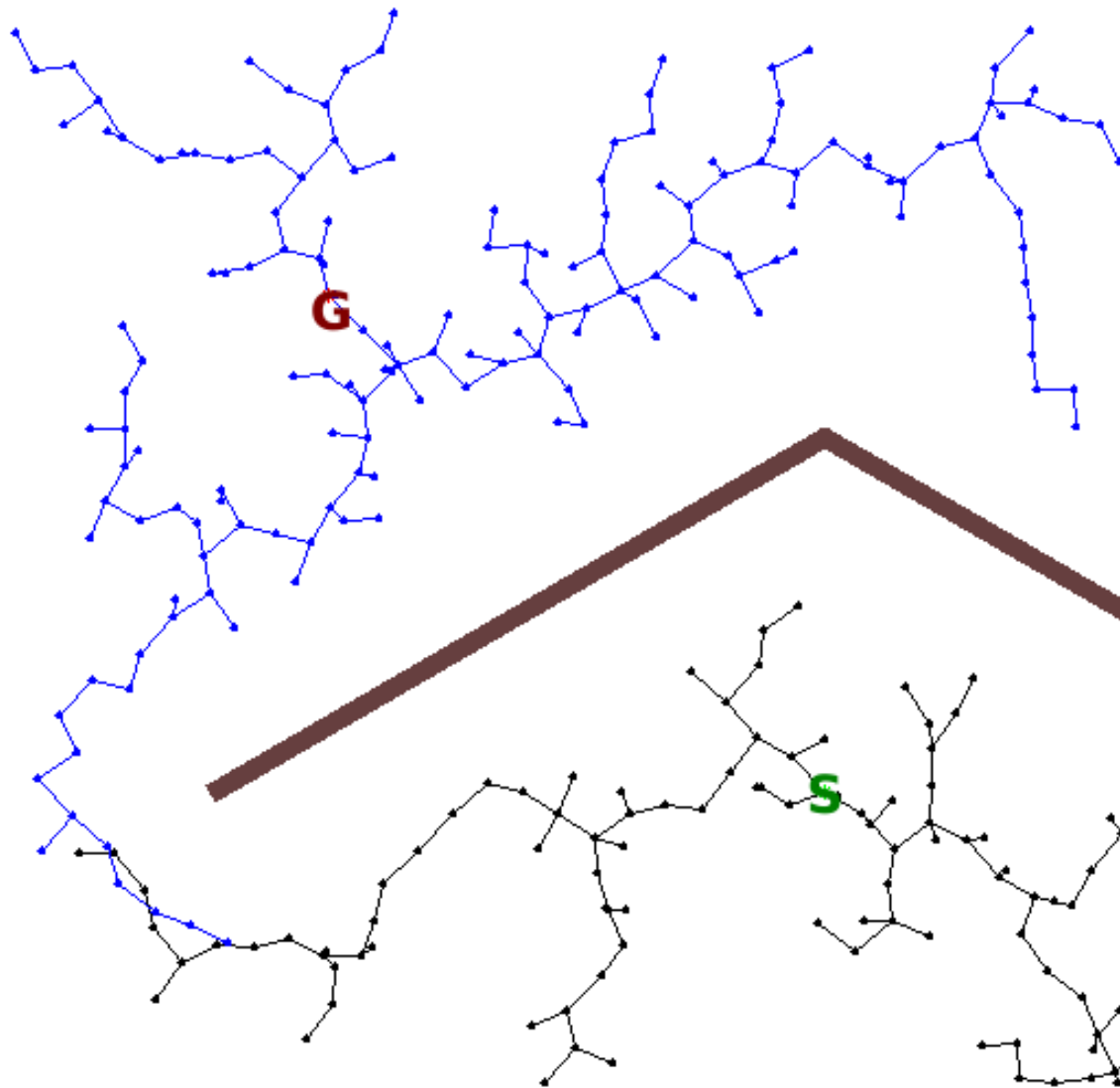
# RRT-Connect Algorithm

- Variant of RRT that grows two trees:
  - one from the start state toward the goal
  - one from the goal state toward the start

- When the two trees connect, a solution has been found.
- Not guaranteed to be better than RRT, but often helps.

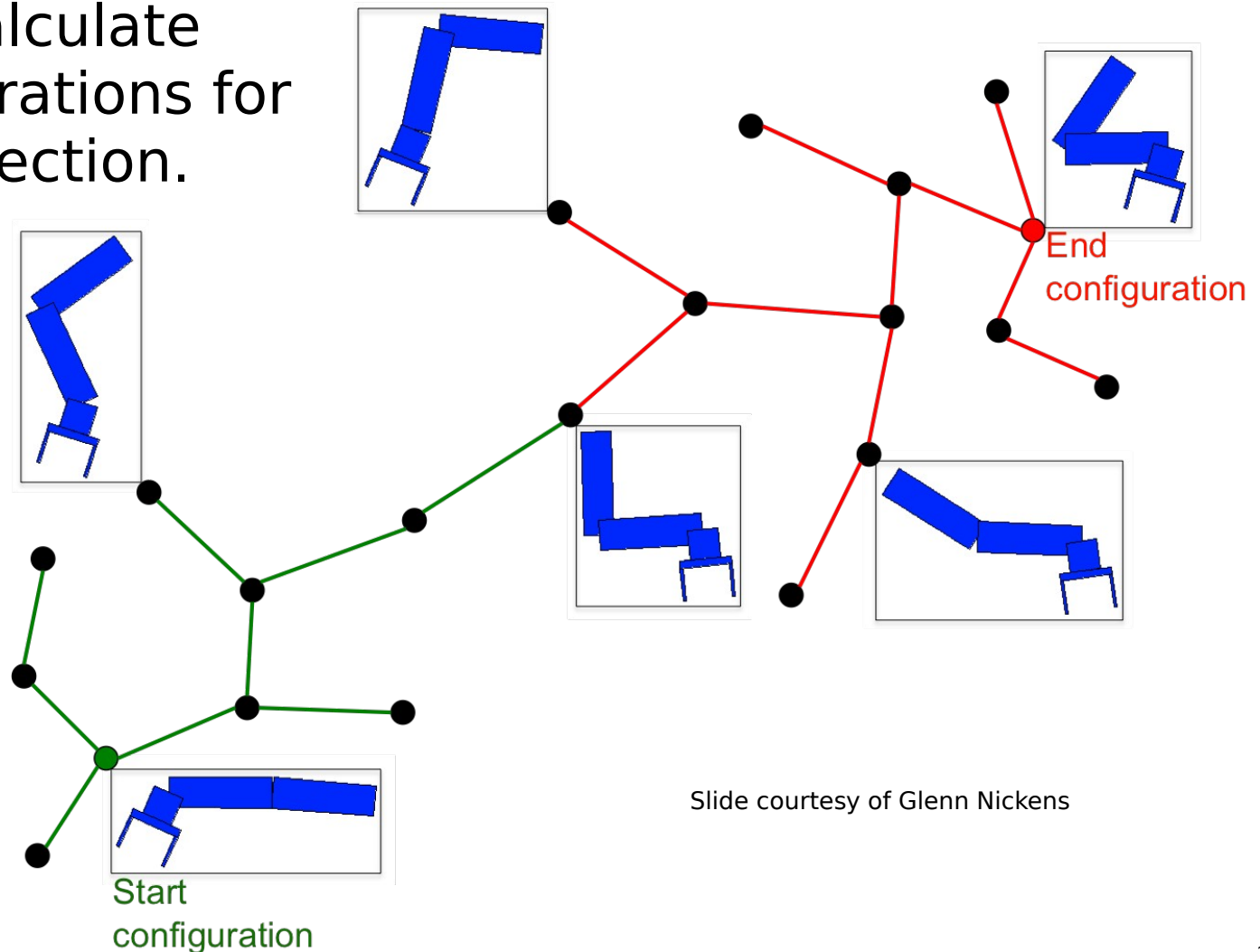



# RRTs in the VeeTags World



# RRT-Connect For Arms

- Use IK to calculate the goal configuration.
- Use FK to calculate arm configurations for collision detection.



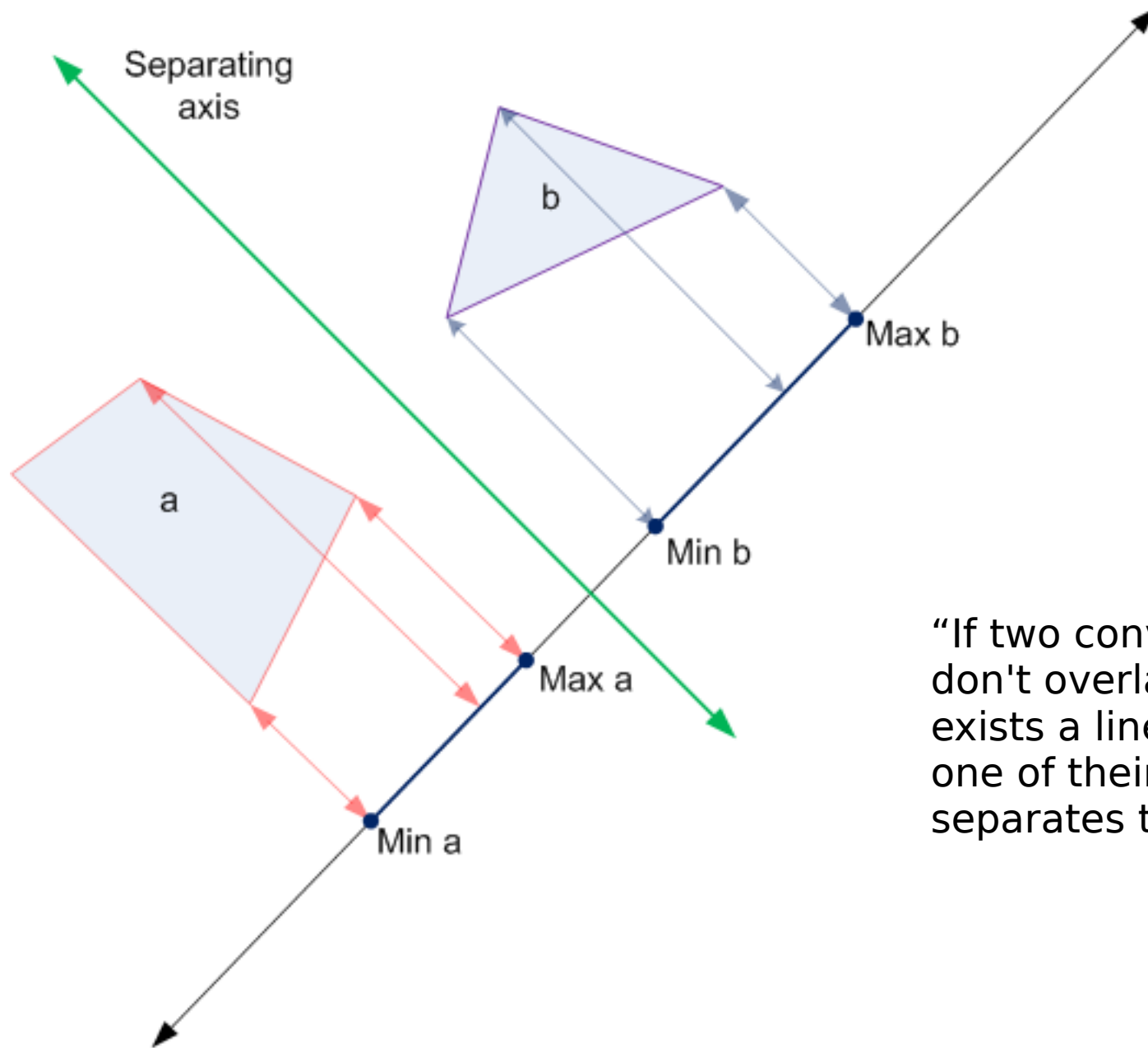
Slide courtesy of Glenn Nickens

# Collision Detection

- Represent the robot and the obstacles as **convex polygons**.
- In 2D, use the Separating Axis Theorem to check for collisions.
  - Easy to code
  - Fast to compute
- In 3D, things get more complex.
  - Tekkotsu uses the GJK (Gilbert-Johnson-Keerthi) algorithm, used in many physics engines for video games.

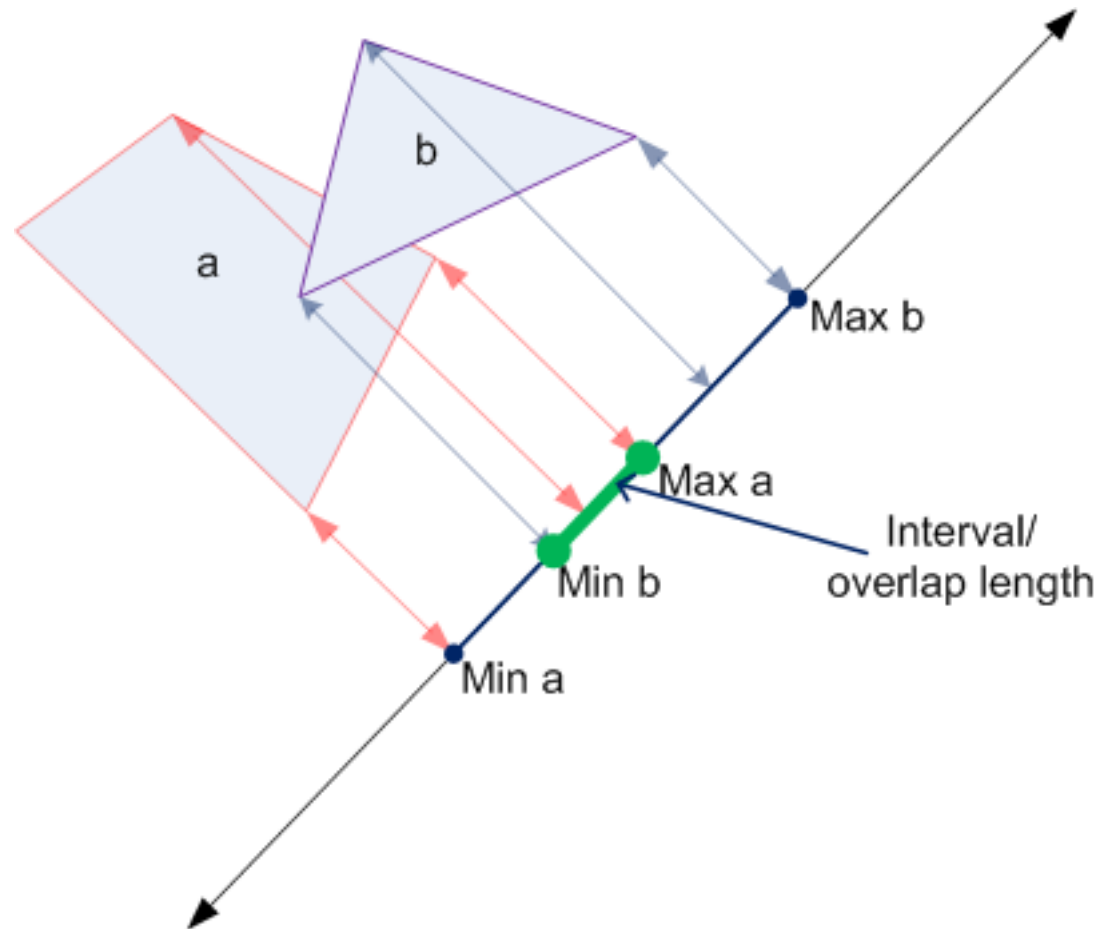


# Separating Axis Theorem



“If two convex polygons don't overlap, then there exists a line, parallel to one of their edges that separates them.”

# Separating Axis Theorem

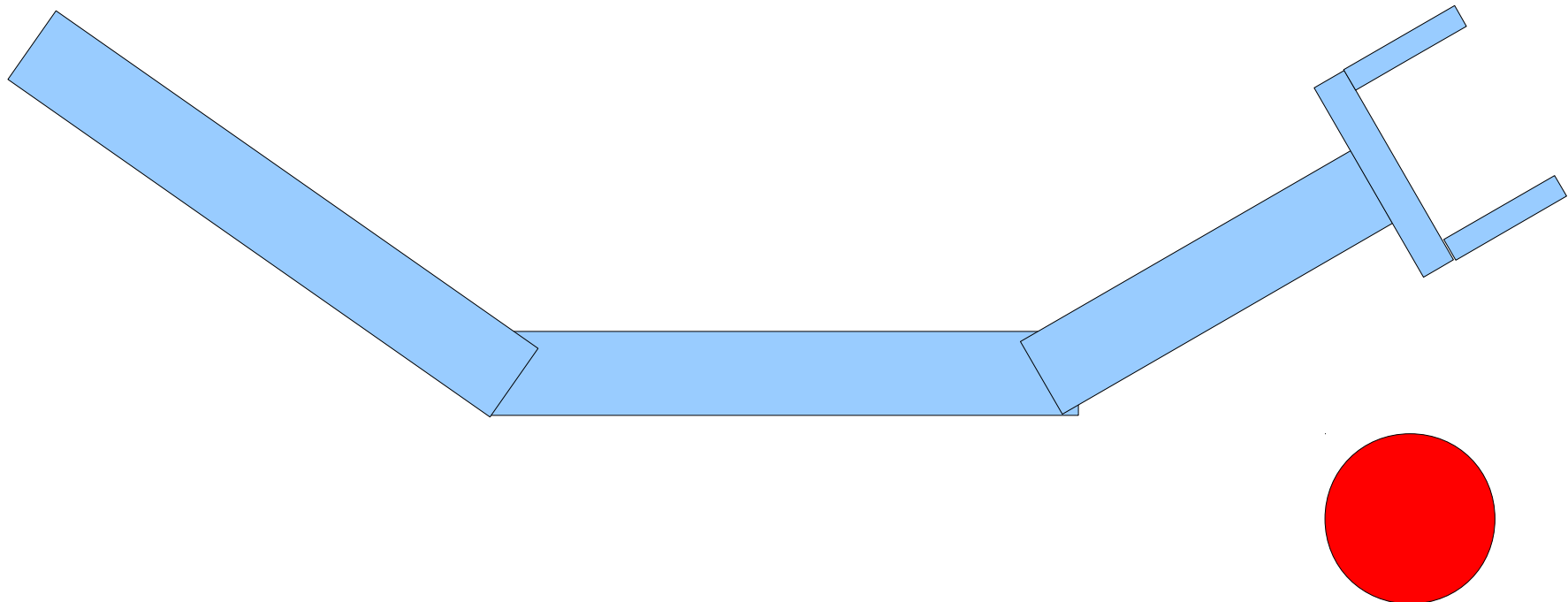


# Algorithm to Apply the SAT

- For every edge of polygon A and of polygon B:
  - Project all the vertices onto the line normal to that edge.
  - Calculate the min and max coordinates for each polygon
  - If  $\min A < \min B$  and  $\max A > \min B$  OR  
if  $\min B < \min A$  and  $\max B > \min A$   
then the polygons collide.
- If you find any edge projection in which the ranges don't overlap, the polygons do not collide.

# Arm Collision Detection

- Represent each link as a separate polygon.
- Check for:
  - Self-collisions other than link  $n$  with link  $n+1$
  - Collisions of a link with an obstacle

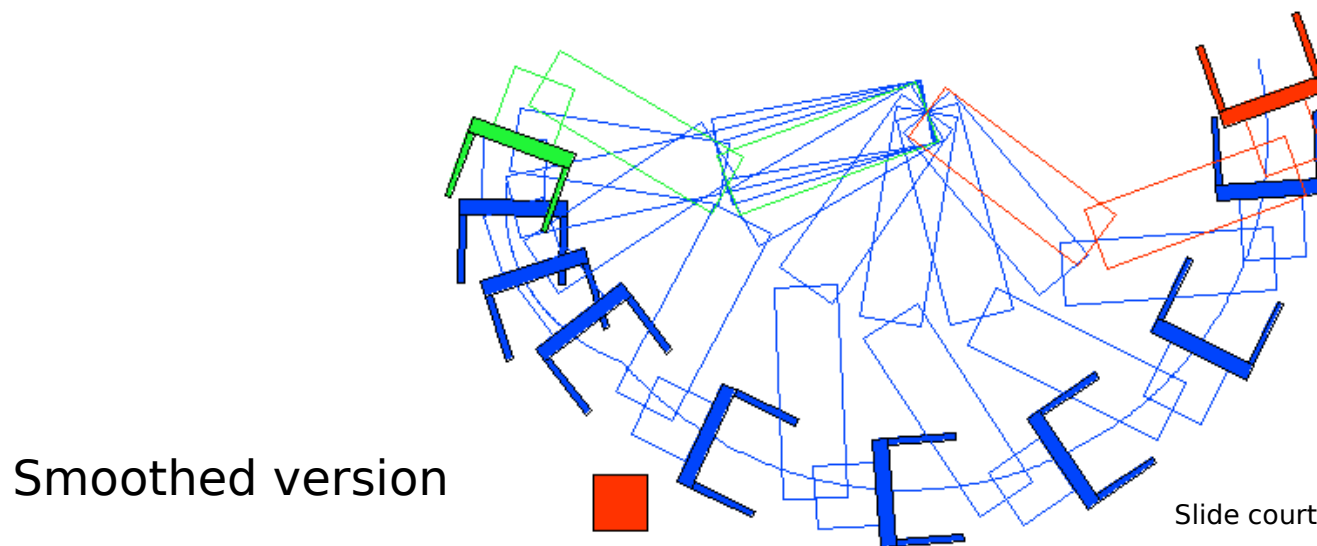
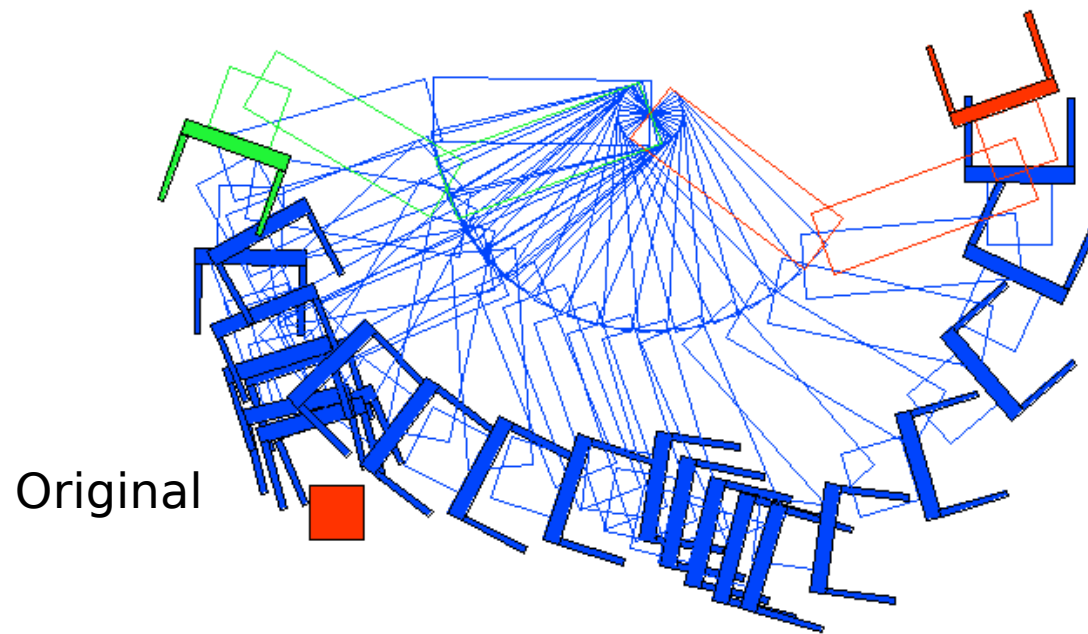


# Path Smoothing

- The random component of RRT-Connect search often results in a jerky and meandering solution.
- Solution: apply a path smoothing algorithm.
- Repeat N times:
  - Pick two points on the path at random
  - See if we can linearly interpolate between those points without collisions.
  - If so, then snip out that segment of the path.

# Smoothing An Arm Trajectory


- Start state
- Intermed. states
- End state



Slide courtesy of Glenn Nickens

# Path Planning With Constraints

- With no closeable fingers, arm motion is constrained to be within about  $60^\circ$  of finger direction or we'll lose the object.



(video)

<http://www.youtube.com/watch?v=9oDQ754YVoc>

# Implementing Constraints

- Each time we generate a new state  $\mathbf{n}'$ :
  - Check to see if  $\mathbf{n}'$  obeys the constraint
  - For finger motion constraint, check if the direction of motion from parent state  $\mathbf{n}$  to new state  $\mathbf{n}'$  is within  $60^\circ$  of the finger direction.
- What if  $\mathbf{n}'$  doesn't obey the constraint?
  - Reject it and generate a new random  $\mathbf{q}$ .
  - Or try to “fix” it by perturbing its value slightly so as to satisfy the constraint.



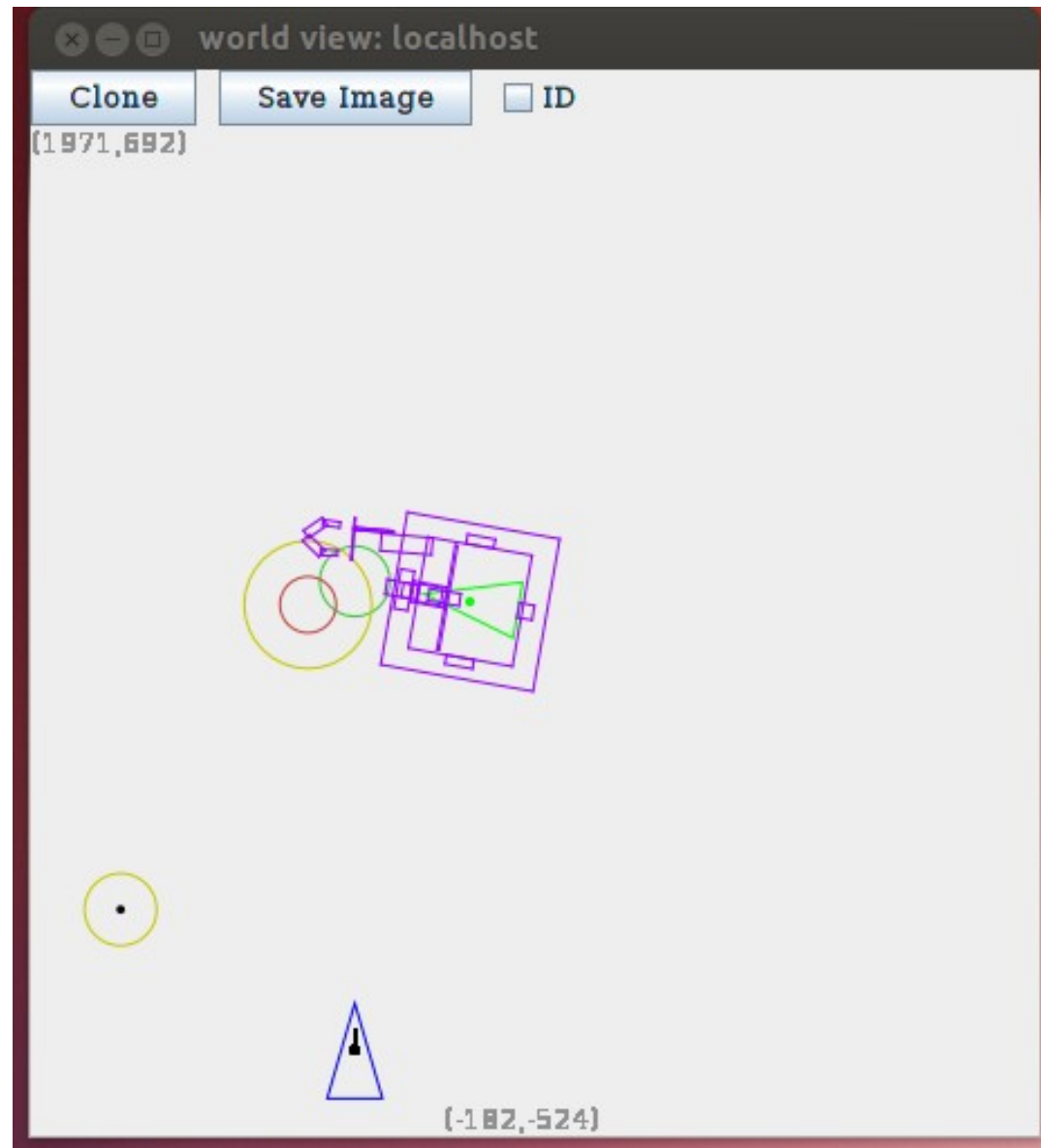
# RRTs in Tekkotsu

- Tekkotsu/Planners/RRT/GenericRRT.h
- Works for any state space
- class RRTNodeBase
  - Subclass this to create a NodeValue\_t to describe  $\mathbf{q}$
  - Define a CollisionChecker class
- class GenericRRT<typename NODE, size\_t N>
  - Instantiate this template to create an RRT planner
  - NODE must be a subclass of RRTNodeBase
  - Define an AdmissibilityPredicate class
  - Define the extend(...) method to extend the tree

# Planners in Tekkotsu

- Navigation/ShapeSpacePlannerXY
  - 2D navigation planner
- Navigation/ShapeSpacePlannerXYTheta
  - 2D + heading navigation planner
- Manipulation/ShapeSpacePlanner2DR
  - 2D planner for N-joint planar arm with revolute joints
- Manipulation/ShapeSpacePlanner3DR
  - 3D planner for N-joint planar arm with revolute joints

# Path Planning Failure: Goal State Is In Collision



# The Grasper

- Does arm path planning
  - Initially developed for planar arms
  - Now does 3D arm path planning for Calliope5KP
- Does manipulation planning
  - How to grasp an object
  - How to move an object without losing it
  - How to release an object
- Many other manipulation operations are possible.
- Use a GrasperNode to submit a GrasperRequest.