

Manipulation and Path Planning

15-494 Cognitive Robotics
David S. Touretzky &
Ethan Tira-Thompson

Carnegie Mellon
Spring 2009

Introduction

- How do we get from basic kinematics to actually *doing* something?
- Two kinds of manipulation/path planning problems, really the same thing:
 - 1) Navigation path planning (move the body)
 - 2) Manipulation planning (move some other object, typically using the arm)

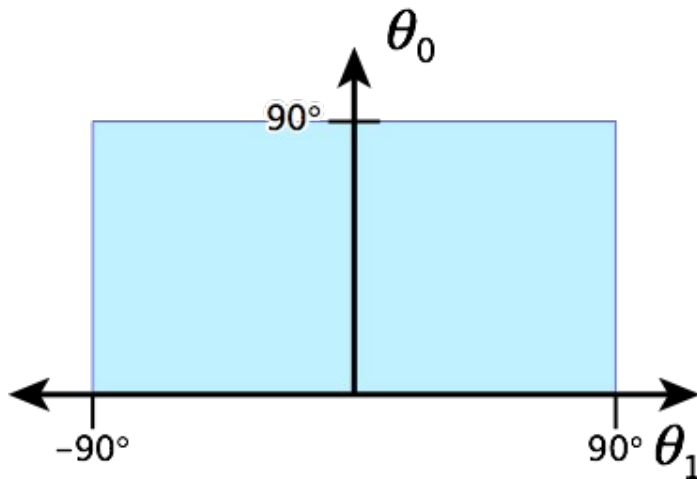
Manipulation Overview

- Configuration space vs. work space
- Constraints
 - Form Closure vs. Force Closure
 - Grasp Analysis (Reuleaux's Method)
- Path planning
 - Cspace, visibility graph, best first, RRT

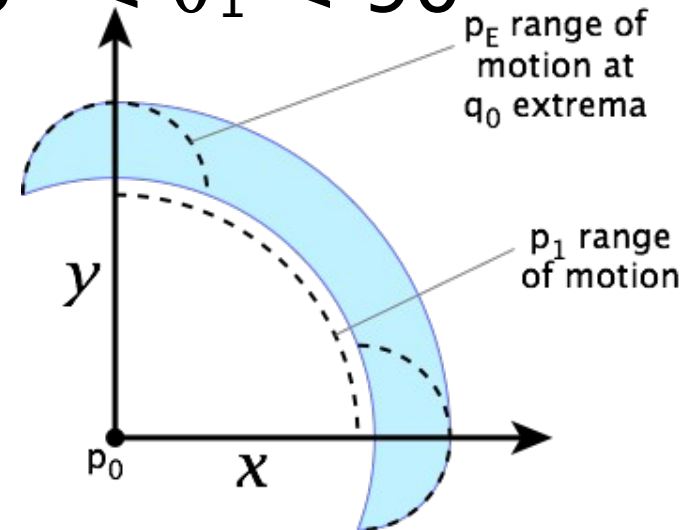
Configuration Space vs. Work Space

- Consider a 2-link arm, with joint constraints:

$$0^\circ < \theta_0 < 90^\circ, \quad -90^\circ < \theta_1 < 90^\circ$$



Configuration Space: robot's internal state space (e.g. joint angles)




Work Space: set of all possible end-effector positions

Constraints

- Constraints can be your friend!
- Example: Use friction, gravity constraints to produce desired part trajectories
- Upside: Exploit characteristics of the environment and the object itself to your advantage.
- Downside: Requires planning and *accurate* modeling


Constraints Are Your Friend

- Example: Throwing (Kevin Lynch)



Constraints Are Your Friend


- 2 DOF Arm over a conveyor belt (2JOC)



A Turn and Two Topples
Tom A. Scharfeld
Kevin M. Lynch
December 2, 1998

Constraints Are Your Friend

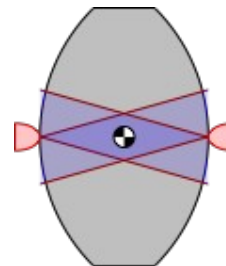
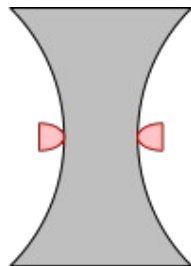
- Example: Hinge Assembly



Grasping

- What does it mean to “hold” something?
 - *Form closure*: object is “secure” — can’t move without moving a contact point
 - *Force closure*: can apply any desired force
- Not necessarily the same thing — depends on your friction model (next lecture)

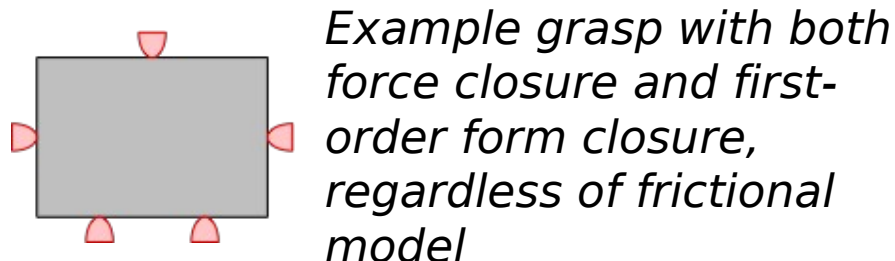
*No friction:
Form closure,
but no force
closure*



*With friction:
Force closure,
but no form
closure*

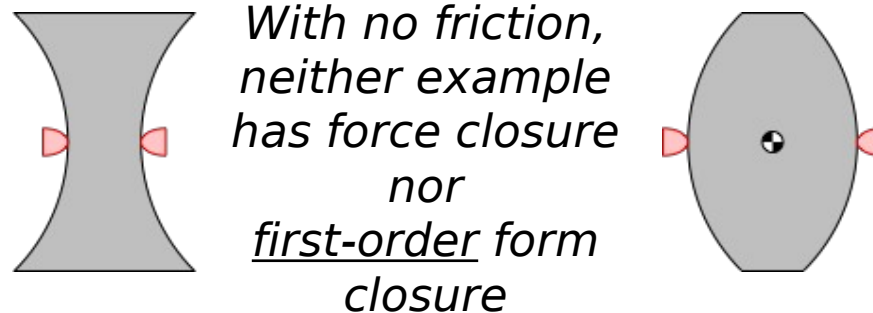
Grasping

- Form closure is defined in increasing *orders*: position, velocity, acceleration, etc.
- Force closure does not have orders (you have it or you don't)
- Frictionless force closure equates to *first-order* (positional) form closure



Grasping

- Original examples do not have force closure
- Left figure can be moved infinitesimally up or down, although cannot be in motion vertically (so it has second-order form closure)



Grasping

- What does it mean to “hold” something?
 - *Form closure*: object is “secure” — can’t move without moving a contact point
 - *Force closure*: can apply any desired force
 - *Equilibrium*: can resist environmental forces (gravity)
 - *Stability*: how much variance from the environment can be tolerated and still maintain equilibrium

Taxonomy of Contacts

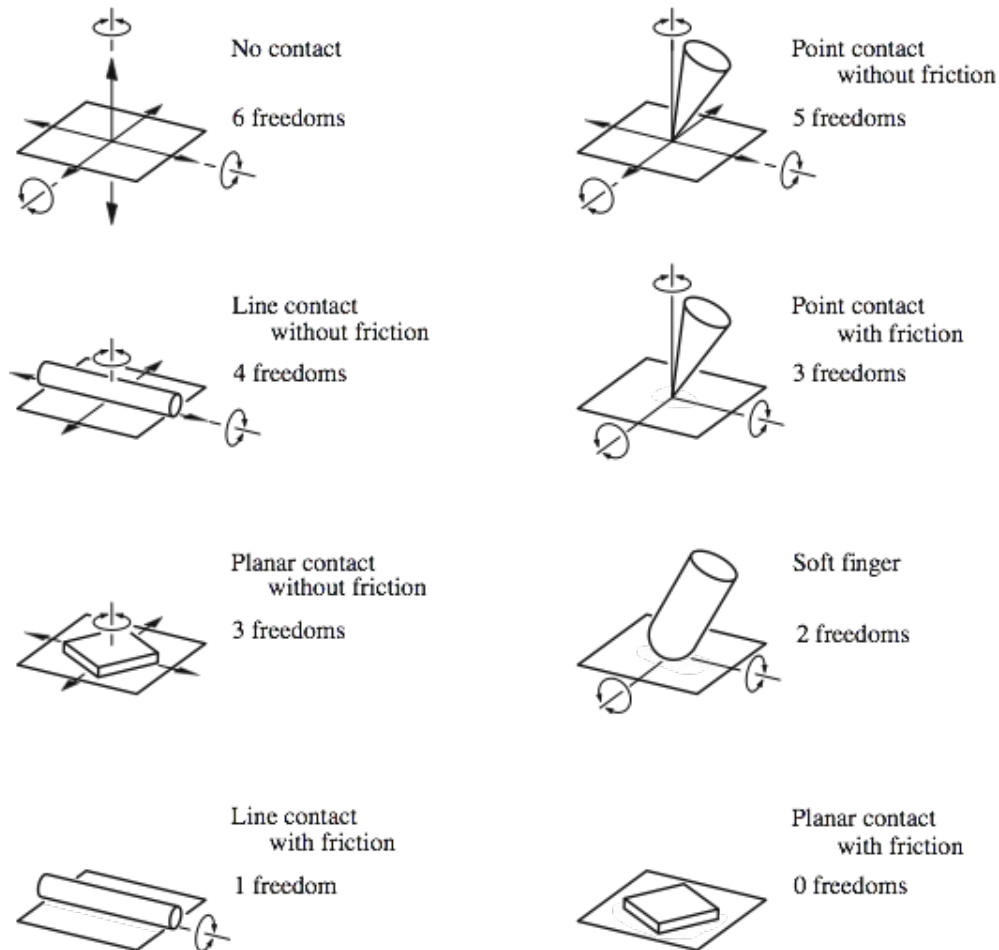
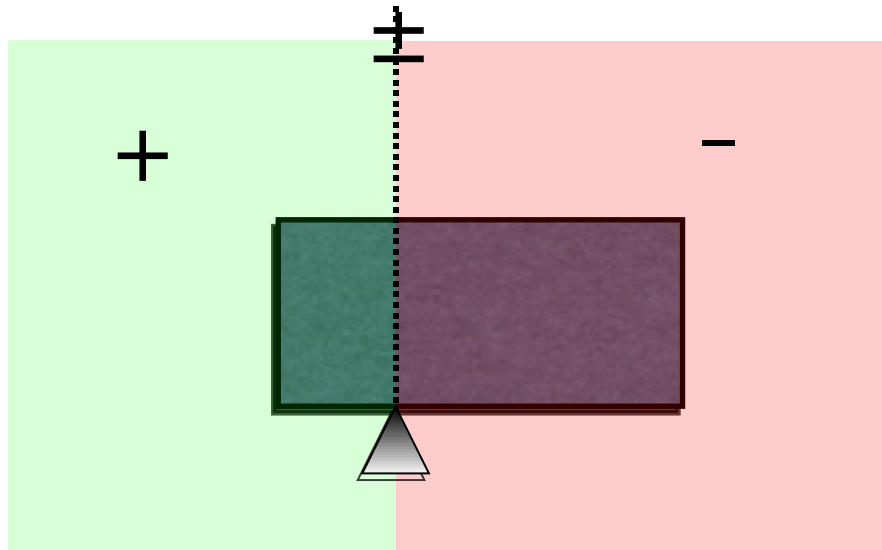


Figure 4.8 - Mason, *Mechanics Of Robotic Manipulation*

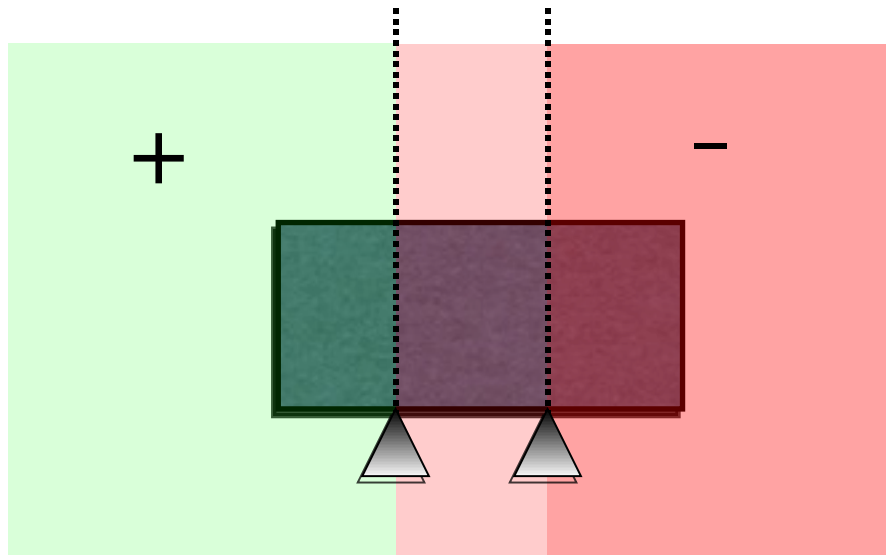
Grasp Analysis: Reuleaux's Method

- For each constraint, divide the plane into areas which can hold positive or negative centers of rotation (IC's - instantaneous centers)



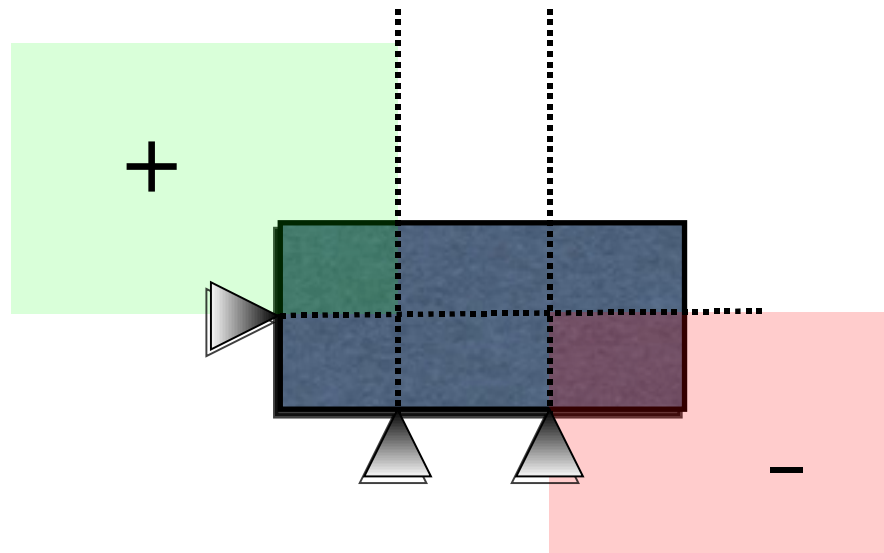
Grasp Analysis: Reuleaux's Method

- Intersect common regions



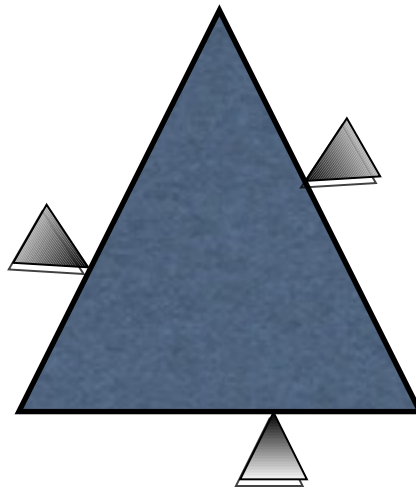
Grasp Analysis: Reuleaux's Method

- Intersect common regions



Grasp Analysis: Reuleaux's Method

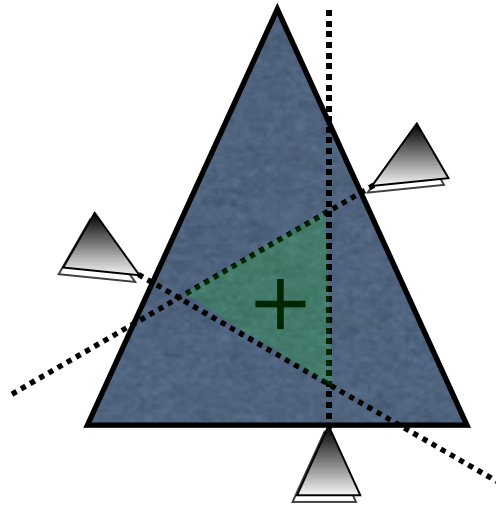
- Another example:



- Is this completely constrained?

Grasp Analysis: Reuleaux's Method

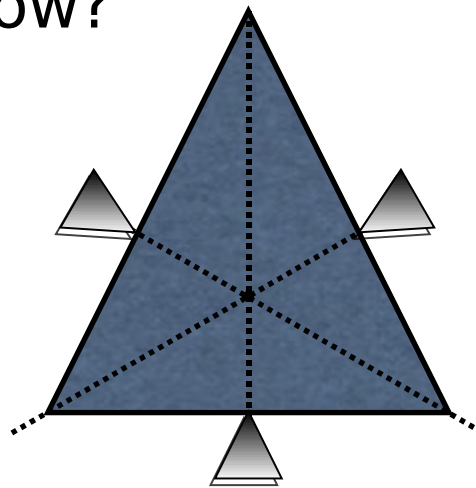
- Another example:



- Can spin counter-clockwise around area in the middle — but not clockwise!

Grasp Analysis: Reuleaux's Method

- How about now?



- Common intersections may indicate, but *do not guarantee*, that rotation is possible

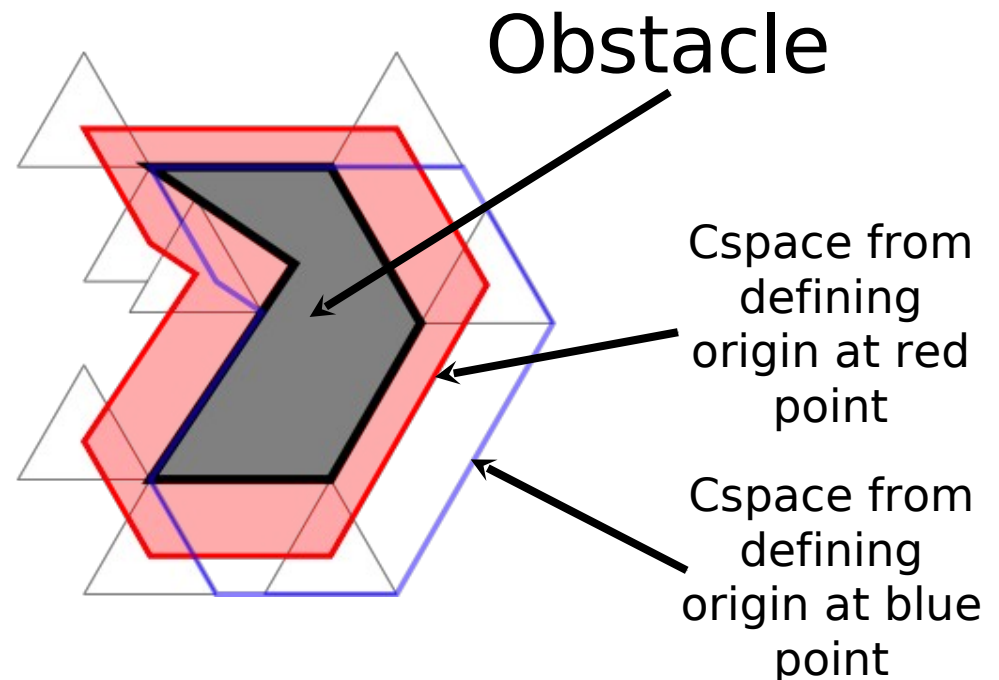
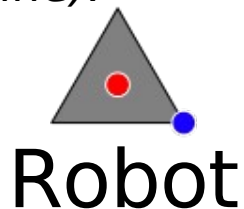
Grasp Analysis: Reuleaux's Method

- Reuleaux's Method is good for humans, not so good for machines
- Doesn't extend to three dimensions
- Analytical solution would require a lecture unto itself
 - 16-741: Mechanics of Manipulation
 - Learn about screws, twists, wrenches, and moments

Motion Path Planning

- The Cspace Transform: the set of configuration points around obstacles which would cause a collision

Notice how the Cspace formed by defining the origin of the robot in its center (red dot and outline) is merely a translated version of the Cspace formed by placing the origin at one of the robot's corners (blue dot and outline).



Motion Path Planning

- The Cspace Transform: the area around obstacles which would cause a collision with the robot

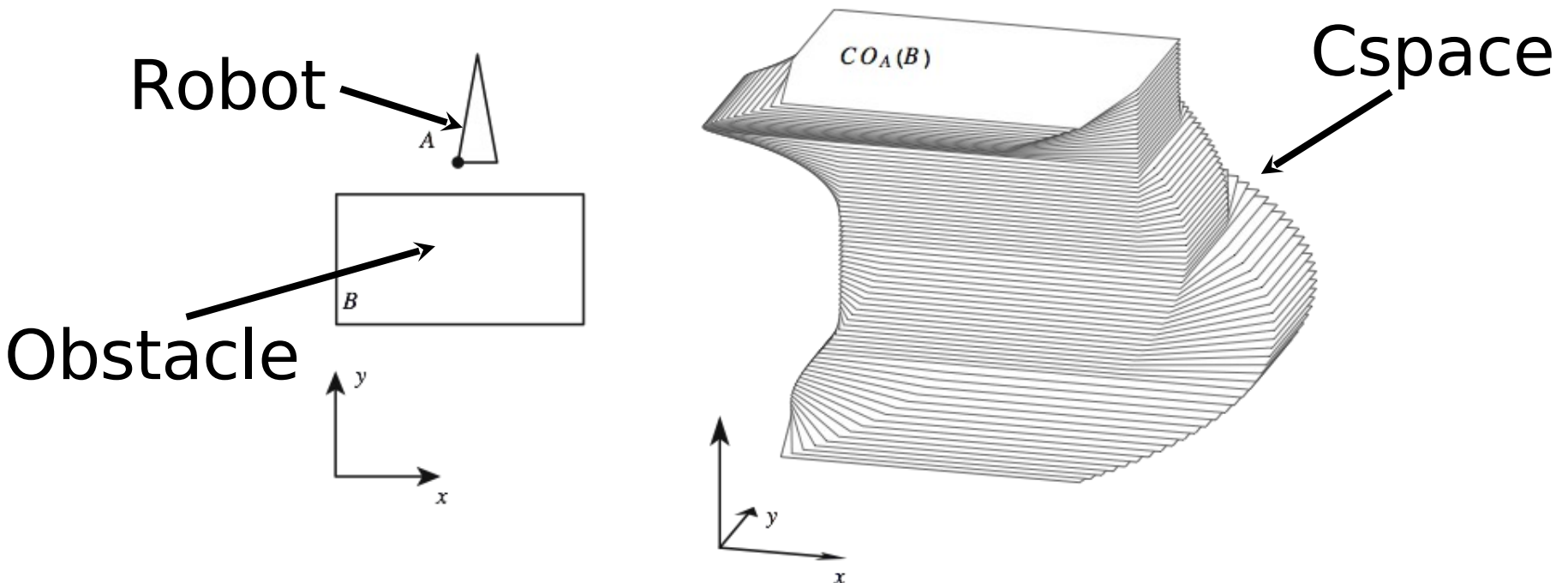


Figure 4.4 - Mason, *Mechanics Of Robotic Manipulation*

Motion Path Planning

- The Cspace Transform is not just for mobile robots' outer hulls!

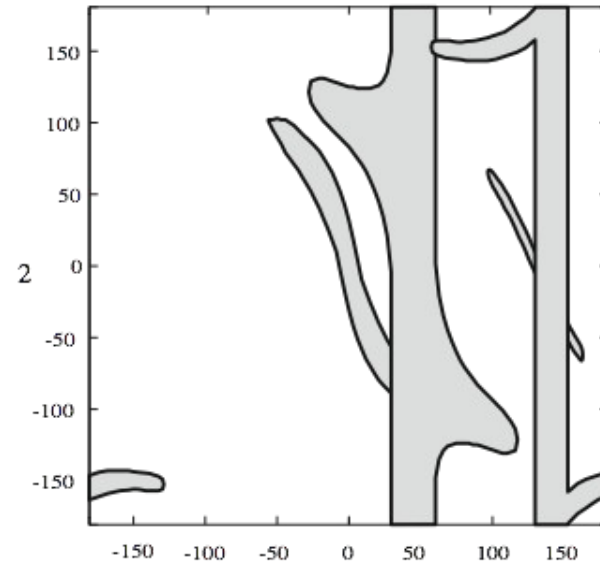
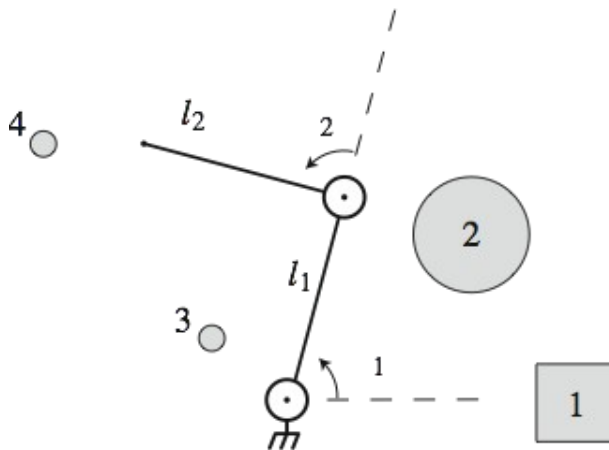


Figure 4.5 - Mason, *Mechanics Of Robotic Manipulation*¹

Motion Path Planning

- So, we know where we can't go, but how do we avoid it?
- Approach 1: Visibility Graph
 - Connect visible corners together, search the graph of connected edges

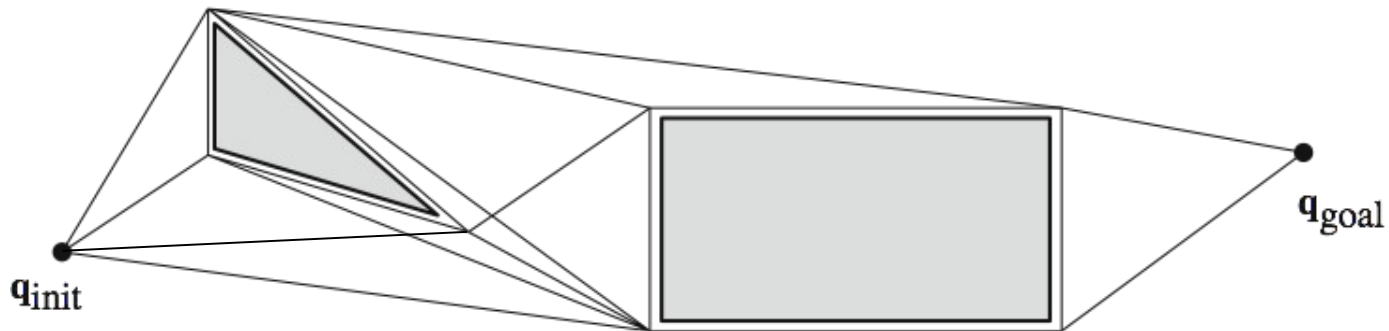
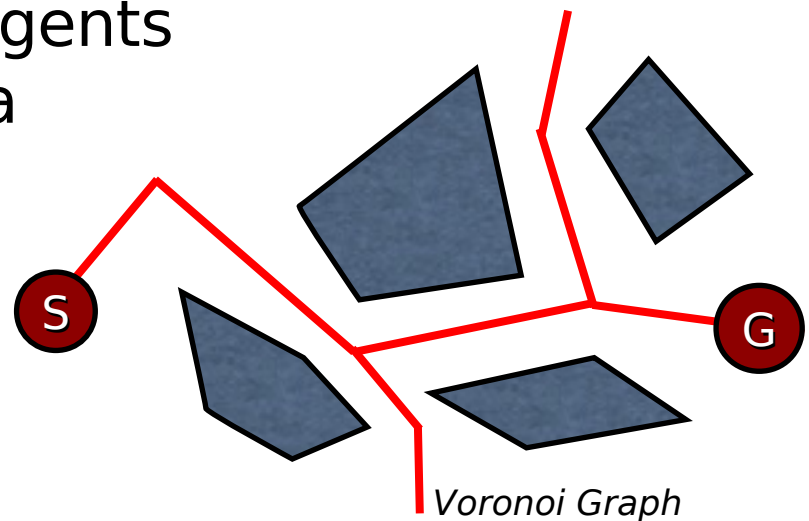


Figure 4.1 - Mason, Mechanics Of Robotic Manipulation

Motion Path Planning: Visibility Graph

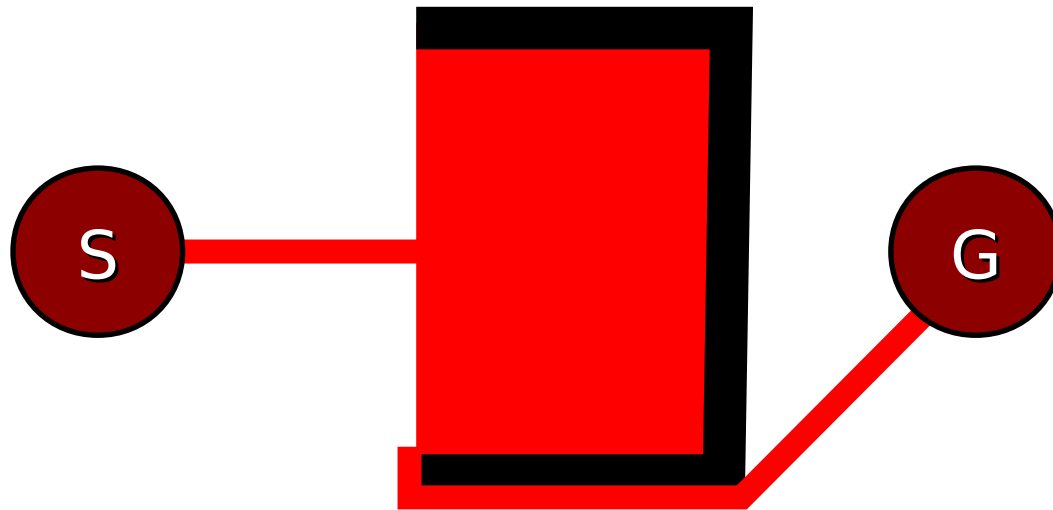
- Great for 2 dimensions, but not for more
- Voronoi graphs are similar, and *have* been generalized to higher dimensions (Choset)
- Instead of a graph of tangents between obstacles, use a graph of the midpoints
- Fast search, safe path, but suboptimal distance



Motion Path Planning: Best First Search (& Friends)

- Don't explicitly solve all of Cspace before searching
- Basically, keep a priority queue of unevaluated nodes, sorted by "score" (e.g. distance to goal, or distance to goal plus distance so far)
- Each iteration, expand the current "best" node
- Choice of scoring heuristic (if you have a choice!) can make tradeoffs between search speed and optimality of solution found.

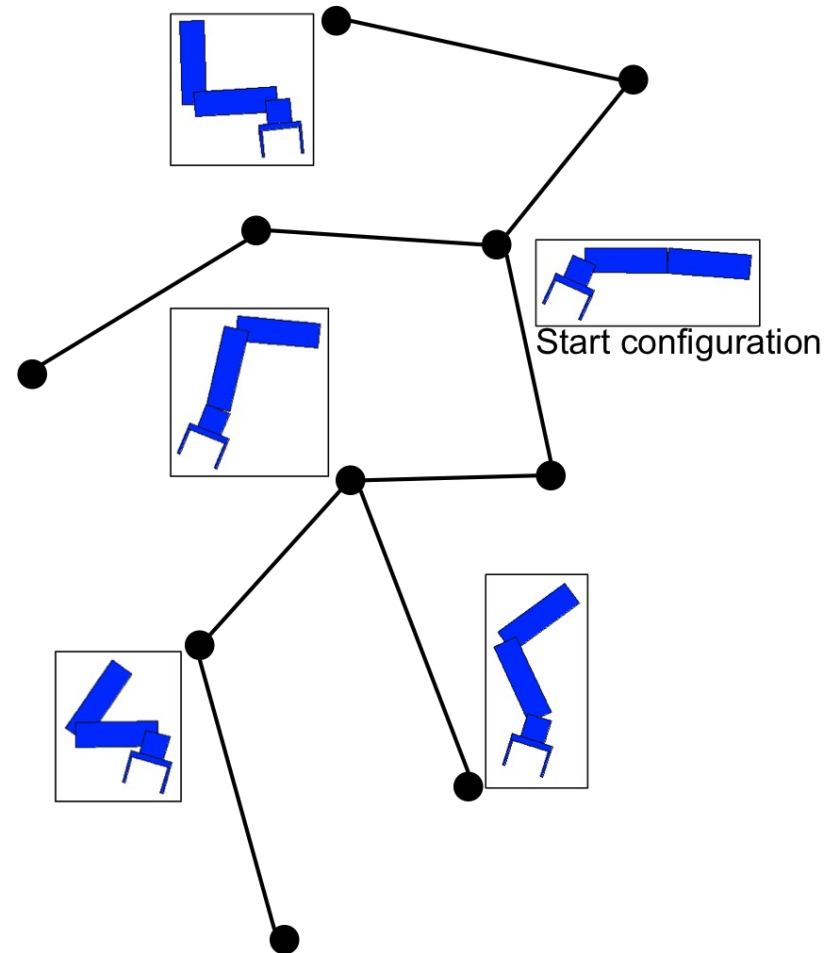
Motion Path Planning: Best First Search (& Friends)



Trapped in the cul de sac for a long time.
Random search might be faster.

Rapidly-exploring Random Trees

- Rapidly-exploring Random Trees (RRTs) are trees whose vertices encode configuration states of the arm (LaValle 1998).
- The RRT grows by alternately extending the tree in random directions and moving toward the goal configuration.

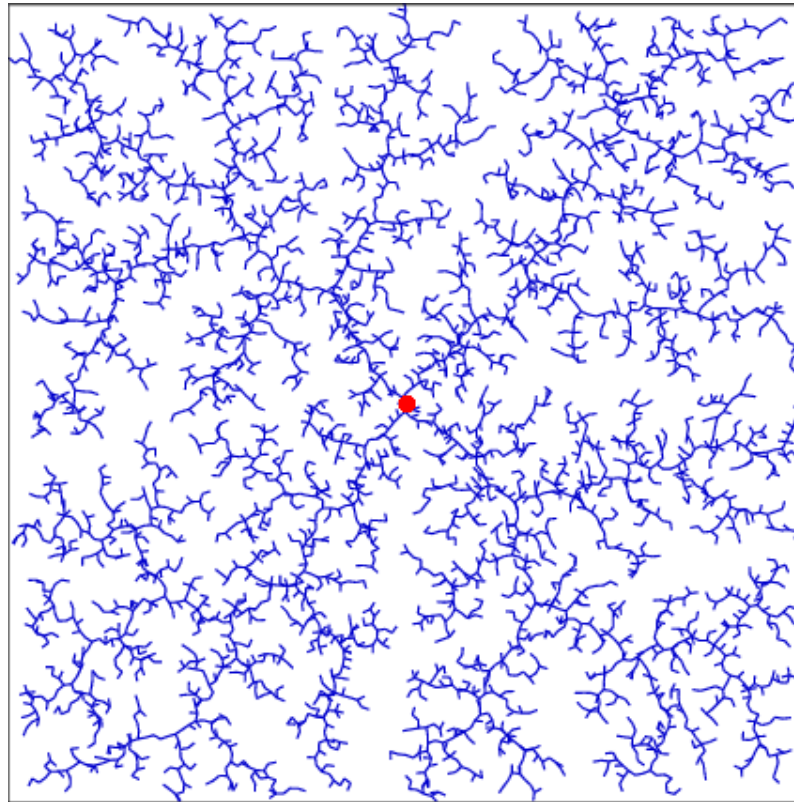


Slide courtesy of Glenn Nickens

RRT Search Algorithm

- LaValle 1998
- Repeat K times:
 - Pick a random point P in configuration space
 - Find N , the closest tree node to P
 - Add new node N' , some distance Δ from N toward P
- Back to exploring entire configuration space?
- Not necessarily — bias the random target to pick the goal more often

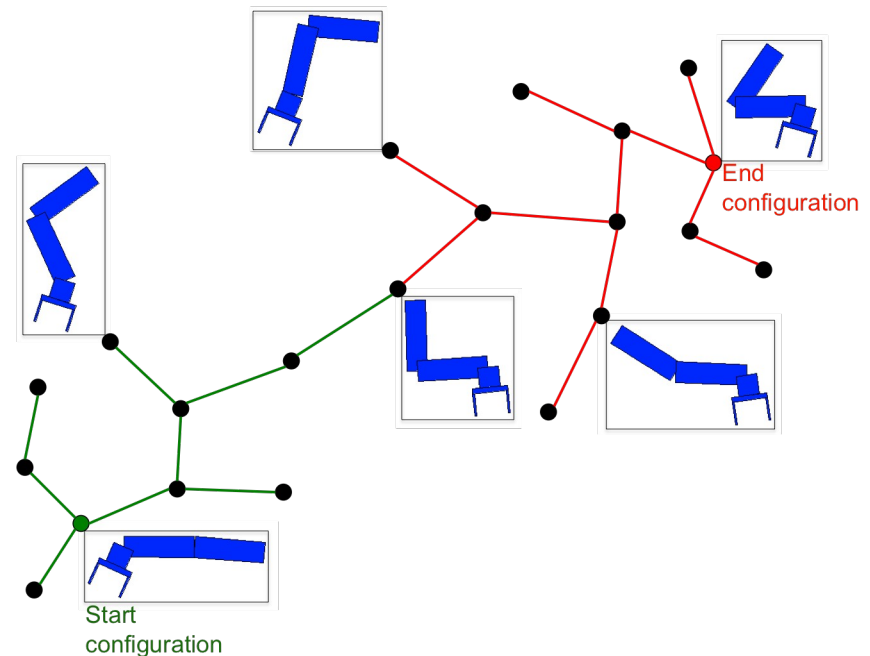
Rapidly Exploring Random Trees: Animation



<http://msl.cs.uiuc.edu/rrt/treemovie.gif>

RRT-Connect Algorithm

- Kuffner and Lavelle, 2000
- RRT-Connect grows two RRTs, one from the start and one from the goal configuration, and biases the trees to grow toward each other.
- Once the RRTs connect, the path is extracted using backtracking.



Slide courtesy of Glenn Nickens

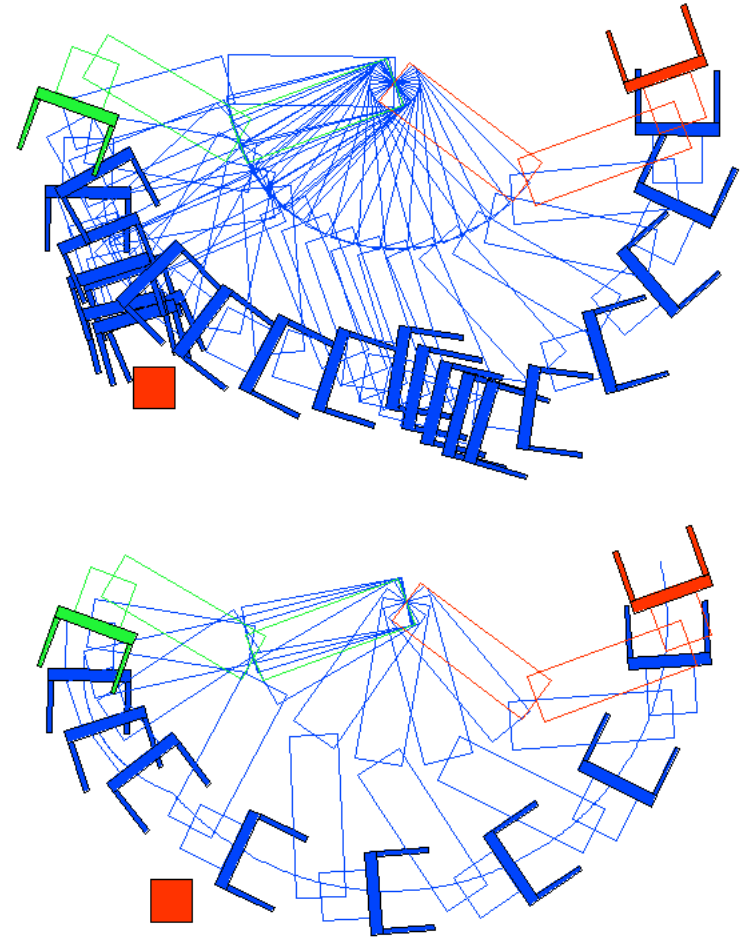
Path Smoothing

- The random component of the RRT-Connect search often results in a jerky and meandering solution.
- Therefore a smoothing algorithm is applied to the path.
- Smoothing is accomplished by selecting random segments to be snipped from the path.

Slide courtesy of Glenn Nickens

Paths

- The pictures to the right show the arm's trajectory along a path from the start, green, to the end, red, configuration.
- The first image shows a path constructed by the path planner.
- The second image shows the same path, but after the smoothing algorithm has been applied to it.



Slide courtesy of Glenn Nickens

Motion Path Planning: Potential Fields

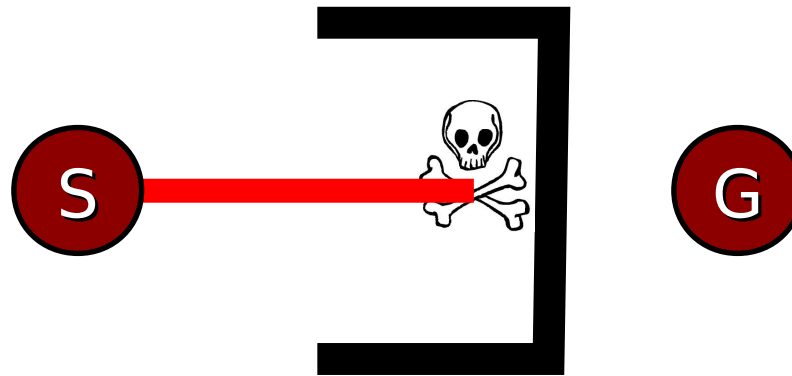
- So far we've been assuming we already know the environment, and there aren't other agents changing things around!
- Constant replanning is costly
 - replan only when something is amiss
 - replan only affected parts of existing plan (open research problem!)
- Or... don't make a plan in the first place

Motion Path Planning: Potential Fields

- Define a function f mapping from a specified configuration to a score value
 - e.g. distance to goal plus distance to obstacles
- Essentially just running heuristic from before:
 - Evaluate each of the currently available moves
 - Pick the one which maximizes score (or in example above, minimizes cost)

Motion Path Planning: Potential Fields

- Downside: can get stuck in local minima



- Workaround: follow edges (“bug” method)
- Upside: extremely quick and reactive
- Popular in robosoccer for navigating to ball

Motion Path Planning: Summary

- Known Environment, Deterministic Actions
 - Road Maps (Visibility, Voronoi), A*, RRT, brushfire
- Unknown Environment, Deterministic Actions
 - Potential Field, “Bug”, D*
- Non-Deterministic and/or Unknown Environment
 - MDP, POMDP

Next Time:

Dynamics! Friction, Forces, and Control

Thanks to:

16-741: Mechanics of Manipulation (Mason)

16-830: Planning, Execution, and Learning (Rizzi, Veloso)