

15-213 C Primer

Outline

- Overview comparison of C and Java
- Good evening
- Preprocessor
- Command line arguments
- Arrays and structures
- Pointers and dynamic memory

What we will cover

- A crash course in the basics of C
- You should read the K&R C book for lots more details

Like Java, like C

- Operators same as Java:
 - Arithmetic
 - `i = i+1; i++; i--; i *= 2;`
 - `+, -, *, /, %,`
 - Relational and Logical
 - `<, >, <=, >=, ==, !=`
 - `&&, ||, &, |, !`
- Syntax same as in Java:
 - `if () { } else { }`
 - `while () { }`
 - `do { } while ();`
 - `for(i=1; i <= 100; i++) { }`
 - `switch () {case 1: ... }`
 - `continue; break;`

Simple Data Types

datatype	size	values
char	1	-128 to 127
short	2	-32,768 to 32,767
int	4	-2,147,483,648 to 2,147,483,647
long	4	-2,147,483,648 to 2,147,483,647
float	4	3.4E+/-38 (7 digits)
double	8	1.7E+/-308 (15 digits long)

Java programmer gotchas (1)

```
{
  int i
  for(i = 0; i < 10; i++)
    ...

    NOT

  {
    for(int i = 0; i < 10; i++)
      ...
  }
}
```

Java programmer gotchas (2)

- Uninitialized variables
 - catch with `-Wall` compiler option

```
#include <stdio.h>
```

```
int main(int argc, char* argv[])
{
  int i;
  factorial(i);
  return 0;
}
```

Java programmer gotchas (3)

- Error handling
 - No exceptions
 - Must look at return values

“Good evening”

```
#include <stdio.h>
int main(int argc, char* argv[])
{
    /* print a greeting */
    printf("Good evening!\n");
    return 0;
}
```

```
$ ./goodevening
Good evening!
$
```

Breaking down the code

- **#include <stdio.h>**
 - Include the contents of the file `stdio.h`
 - Case sensitive – lower case only
 - No semicolon at the end of line
- **int main(...)**
 - The OS calls this function when the program starts running.
- **printf(format_string, arg1, ...)**
 - Prints out a string, specified by the format string and the arguments.

format_string

- Composed of ordinary characters (not %)
 - Copied unchanged into the output
- Conversion specifications (start with %)
 - Fetches one or more arguments
 - For example
 - `char` %c
 - `char*` %s
 - `int` %d
 - `float` %f
- For more details: `man 3 printf`

C Preprocessor

```
#define FIFTEEN_TWO_THIRTEEN \
    "The Class That Gives CMU Its Zip\n"

int main(int argc, char* argv[])
{
    printf(FIFTEEN_TWO_THIRTEEN);
    return 0;
}
```

After the preprocessor (gcc -E)

```
int main(int argc, char* argv)
{
    printf("The Class That Gives CMU Its Zip\n");
    return 0;
}
```

Conditional Compilation

```
#define CS213

int main(int argc, char* argv)
{
    #ifdef CS213
        printf("The Class That Gives CMU Its Zip\n");
    #else
        printf("Some other class\n");
    #endif
    return 0;
}
```

After the preprocessor (gcc -E)

```
int main(int argc, char* argv)
{
    printf("The Class That Gives CMU Its Zip\n");
    return 0;
}
```

Command Line Arguments (1)

- `int main(int argc, char* argv[])`
- `argc`
 - Number of arguments (including program name)
- `argv`
 - Array of `char*`s (that is, an array of 'c' strings)
 - `argv[0]`: = program name
 - `argv[1]`: = first argument
 - ...
 - `argv[argc-1]`: last argument

Command Line Arguments (2)

```
#include <stdio.h>

int main(int argc, char* argv[])
{
    int i;
    printf("%d arguments\n", argc);
    for(i = 0; i < argc; i++)
        printf("  %d: %s\n", i, argv[i]);
    return 0;
}
```

Command Line Arguments (3)

```
$ ./cmdline The Class That Gives CMU Its Zip
8 arguments
0: ./cmdline
1: The
2: Class
3: That
4: Gives
5: CMU
6: Its
7: Zip
$
```

Arrays

- `char foo[80];`
 - An array of 80 characters
 - `sizeof(foo)`
 - = `80 × sizeof(char)`
 - = `80 × 1 = 80 bytes`
- `int bar[40];`
 - An array of 40 integers
 - `sizeof(bar)`
 - = `40 × sizeof(int)`
 - = `40 × 4 = 160 bytes`

Structures

- Aggregate data

```
#include <stdio.h>

struct name
{
    char*   name;
    int     age;
}; /* <== DO NOT FORGET the semicolon */

int main(int argc, char* argv[])
{
    struct name bovik;
    bovik.name = "Harry Bovik";
    bovik.age = 25;


    printf("%s is %d years old\n", bovik.name, bovik.age);
    return 0;
}
```

Pointers

- Pointers are variables that hold an address in memory.
- That address contains another variable.

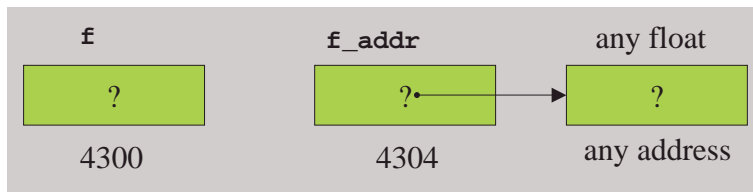
Memory layout and addresses

```
int x = 5, y = 10;  
float f = 12.5, g = 9.8;  
char c = 'c', d = 'd';
```

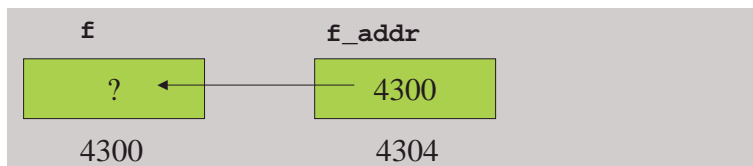


Using Pointers (1)

```
float f;          /* data variable */  
float *f_addr;   /* pointer variable */
```

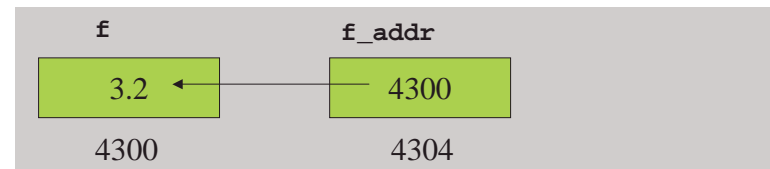


```
f_addr = &f;     /* & = address operator */
```

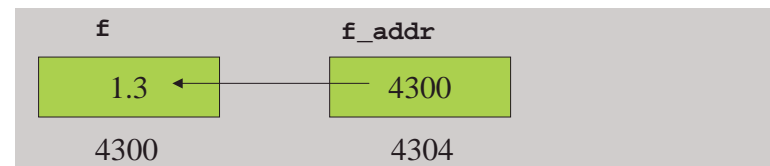


Pointers made easy (2)

```
*f_addr = 3.2;   /* indirection operator */
```



```
float g = *f_addr; /* indirection: g is now 3.2 */  
f = 1.3;          /* but g is still 3.2 */
```



Function Parameters

- Function arguments are passed “by value”.
- What is “pass by value”?
 - The called function is given a copy of the arguments.
- What does this imply?
 - The called function can’t alter a variable in the caller function, but its private copy.
- Three examples

Example 1: swap_1

```
void swap_1(int a, int b)
{
    int temp;
    temp = a;
    a = b;
    b = temp;
}
```

Q: Let x=3, y=4,
after swap_1(x,y);
x=? y=?

~~A1: x=4; y=3;~~

A2: x=3; y=4;

Example 2: swap_2

```
void swap_2(int *a, int *b)
{
    int temp;
    temp = *a;
    *a = *b;
    *b = temp;
}
```

Q: Let x=3, y=4,
after
swap_2(&x,&y);
x=? y=?

~~A1: x=3; y=4;~~

A2: x=4; y=3;

Example 3: scanf

```
#include <stdio.h>

int main()
{
    int x;
    scanf("%d\n", &x);
    printf("%d\n", x);
}
```

Q: Why using pointers
in scanf?

A: We need to assign
the value to x.

Dynamic Memory

- Java manages memory for you, C does not
 - C requires the programmer to *explicitly* allocate and deallocate memory
 - Unknown amounts of memory can be allocated dynamically during run-time with `malloc()` and deallocated using `free()`

Not like Java

- No `new`
- No garbage collection
- You ask for n bytes
 - Not a high-level request such as “I’d like an instance of class `string`”

malloc

- Allocates memory in the heap
 - Lives between function invocations
- Example
 - Allocate an integer
 - `int* iptr = (int*) malloc(sizeof(int));`
 - Allocate a structure
 - `struct name* nameptr = (struct name*) malloc(sizeof(struct name));`

free

- Deallocates memory in heap.
- Pass in a pointer that was returned by `malloc`.
- Example
 - `int* iptr = (int*) malloc(sizeof(int));`
`free(iptr);`
- Caveat: don’t free the same memory block twice!