



Course Overview

15-213/18-213/15-513/14-513/18-613:
Introduction to Computer Systems
1st Lecture, Sept 1, 2020

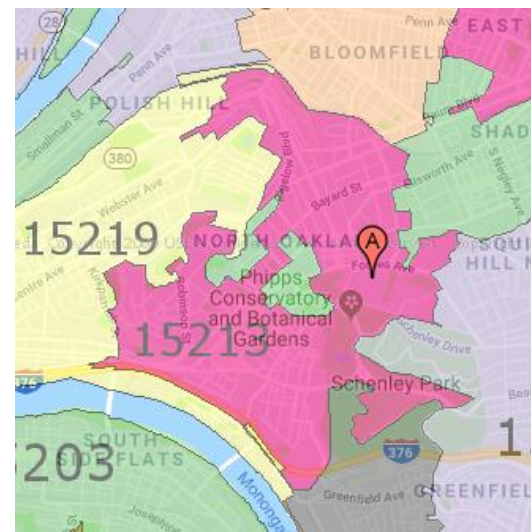
Instructors:

Brandon Lucia

Brian Railing

Phil Gibbons

David Varodayan



The course that gives CMU its “Zip”!

Overview

■ Big Picture

- Course theme
- Five realities
- How the course fits into the CS/ECE/INI curriculum

■ Academic integrity

■ Logistics and Policies

The Big Picture

Course Theme: (Systems) Knowledge is Power!

■ Systems Knowledge

- How hardware (processors, memories, disk drives, network infrastructure) plus software (operating systems, compilers, libraries, network protocols) combine to support the execution of application programs
- How you as a programmer can best use these resources

■ Useful outcomes from taking 213/513/613

- Become more effective programmers
 - Able to find and eliminate bugs efficiently
 - Able to understand and tune for program performance
- Prepare for later “systems” classes in CS, ECE, INI, ...
 - Compilers, Operating Systems, Networks, Computer Architecture, Embedded Systems, Storage Systems, Computer Security, etc.

It's Important to Understand How Things Work

■ Why do I need to know this stuff?

- Abstraction is good, but don't forget reality

■ Most CS courses emphasize abstraction

- (CE courses less so)
- Abstract data types
- Asymptotic analysis

■ These abstractions have limits


- Especially in the presence of bugs
- Need to understand details of underlying implementations
- Sometimes the abstract interfaces don't provide the level of control or performance you need

Great Reality #1:

Ints are not Integers, Floats are not Reals

■ Example 1: Is $x^2 \geq 0$?

- Float's: Yes!



- Int's:

- 40000 * 40000 --> 1600000000
- 50000 * 50000 --> ?

■ Example 2: Is $(x + y) + z = x + (y + z)$?

- Unsigned & Signed Int's: Yes!
- Float's:

- $(1e20 + -1e20) + 3.14$ --> 3.14
- $1e20 + (-1e20 + 3.14)$ --> ??

Computer Arithmetic

■ Does not generate random values

- Arithmetic operations have important mathematical properties

■ Cannot assume all “usual” mathematical properties

- Due to finiteness of representations
- Integer operations satisfy “ring” properties
 - Commutativity, associativity, distributivity
- Floating point operations satisfy “ordering” properties
 - Monotonicity, values of signs

■ Observation

- Need to understand which abstractions apply in which contexts
- Important issues for compiler writers and serious application programmers

Great Reality #2:

You've Got to Know Assembly

- **Chances are, you'll never write programs in assembly**
 - Compilers are much better & more patient than you are
- **But: Understanding assembly is key to machine-level execution model**
 - Behavior of programs in presence of bugs
 - High-level language models break down
 - Tuning program performance
 - Understand optimizations done / not done by the compiler
 - Understanding sources of program inefficiency
 - Implementing system software
 - Compiler has machine code as target
 - Operating systems must manage process state
 - Creating / fighting malware
 - x86 assembly is the language of choice!

Great Reality #3: Memory Matters

Random Access Memory Is an Unphysical Abstraction

■ Memory is not unbounded

- It must be allocated and managed
- Many applications are memory dominated

■ Memory referencing bugs especially pernicious

- Effects are distant in both time and space

■ Memory performance is not uniform

- Cache and virtual memory effects can greatly affect program performance
- Adapting program to characteristics of memory system can lead to major speed improvements

Memory Referencing Bug Example

```
typedef struct {
    int a[2];
    double d;
} struct_t;

double fun(int i) {
    volatile struct_t s;
    s.d = 3.14;
    s.a[i] = 1073741824; /* Possibly out of bounds */
    return s.d;
}
```

```
fun(0) --> 3.14
fun(1) --> 3.14
fun(2) --> 3.13999998664856
fun(3) --> 2.000000061035156
fun(4) --> 3.14
fun(5) --> Segmentation fault
```

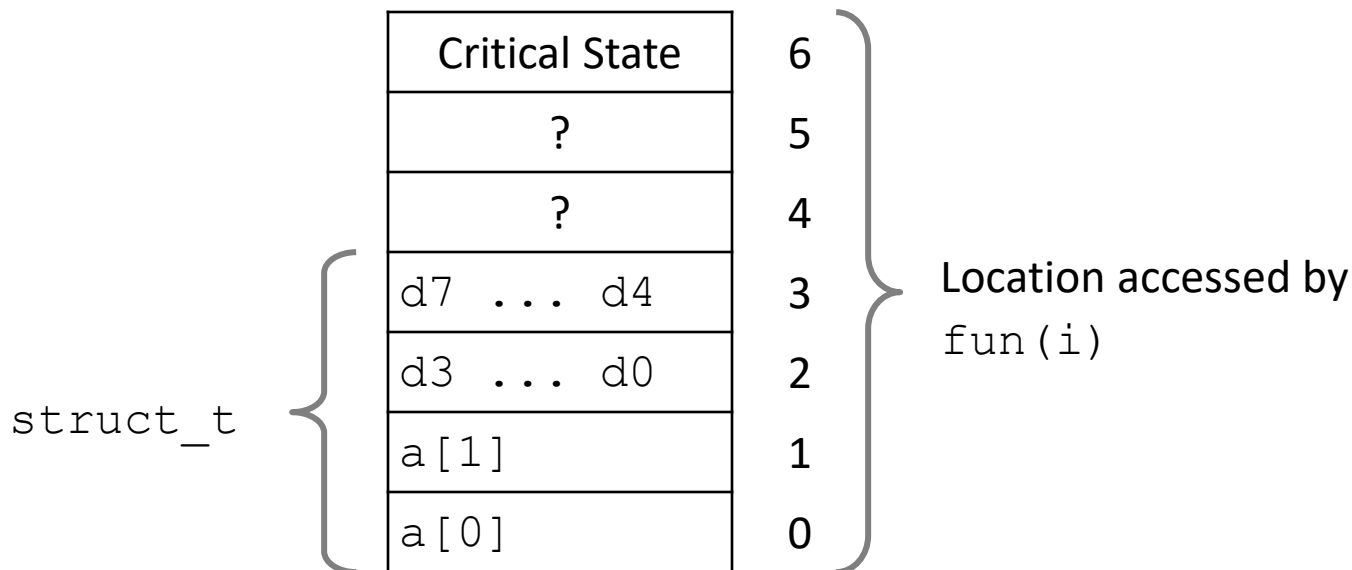
- Result is system specific

Memory Referencing Bug Example

```
typedef struct {
    int a[2];
    double d;
} struct_t;
```

```
fun(0) --> 3.14
fun(1) --> 3.14
fun(2) --> 3.1399998664856
fun(3) --> 2.00000061035156
fun(4) --> 3.14
fun(6) --> Segmentation fault
```

Explanation:



Memory Referencing Errors

■ C and C++ do not provide any memory protection

- Out of bounds array references
- Invalid pointer values
- Abuses of malloc/free

■ Can lead to nasty bugs

- Whether or not bug has any effect depends on system and compiler
- Action at a distance
 - Corrupted object logically unrelated to one being accessed
 - Effect of bug may be first observed long after it is generated

■ How can I deal with this?

- Program in Java, Ruby, Python, ML, ...
- Understand what possible interactions may occur
- Use or develop tools to detect referencing errors (e.g. Valgrind)

Great Reality #4: There's more to performance than asymptotic complexity

- **Constant factors matter too!**
- **And even exact op count does not predict performance**
 - Easily see 10:1 performance range depending on how code written
 - Must optimize at multiple levels: algorithm, data representations, procedures, and loops
- **Must understand system to optimize performance**
 - How programs compiled and executed
 - How to measure program performance and identify bottlenecks
 - How to improve performance without destroying code modularity and generality

Memory System Performance Example

```
void copyij(int src[2048][2048],
            int dst[2048][2048])
{
    int i,j;
    for (i = 0; i < 2048; i++)
        for (j = 0; j < 2048; j++)
            dst[i][j] = src[i][j];
}
```

4.3ms

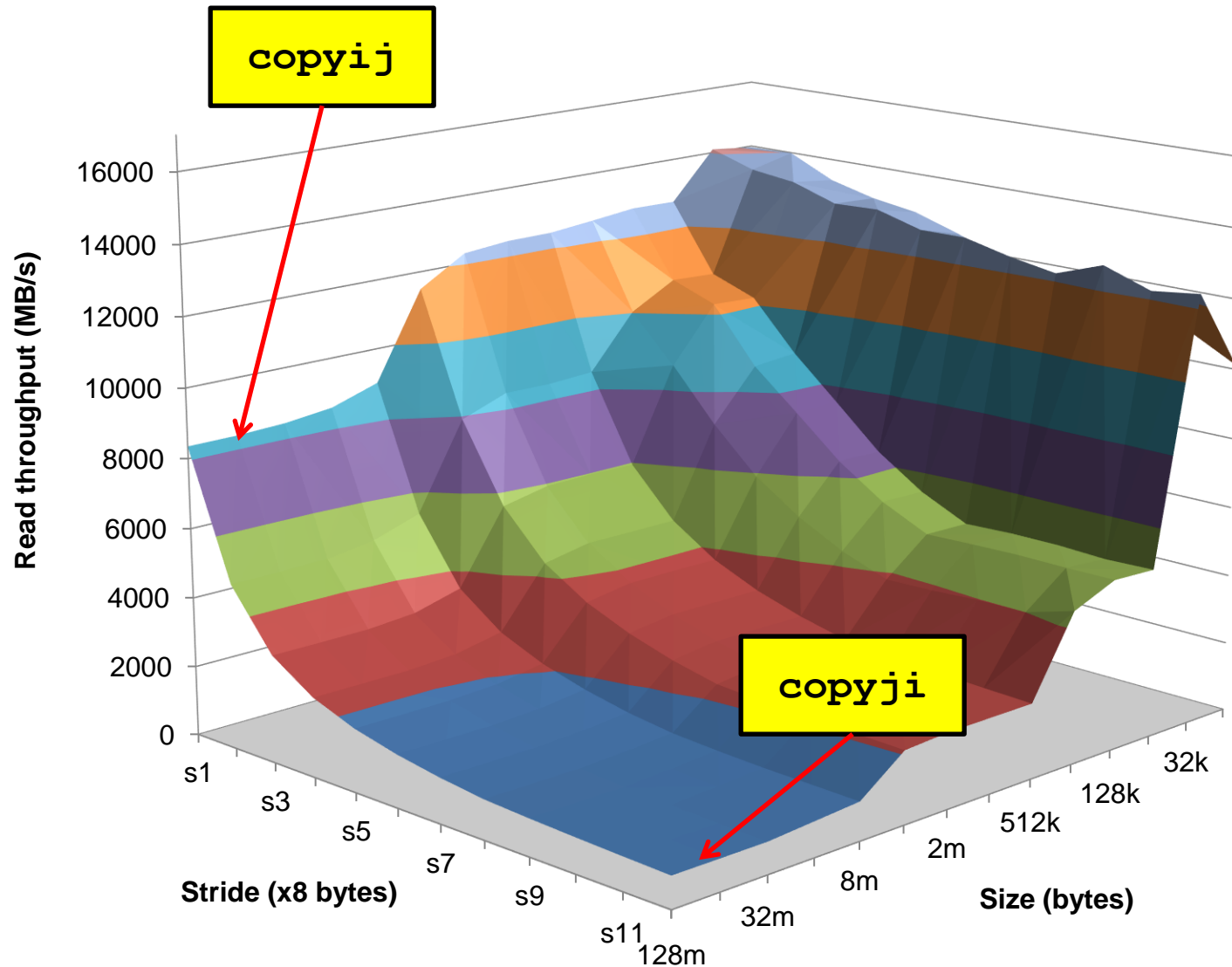
```
void copyji(int src[2048][2048],
            int dst[2048][2048])
{
    int i,j;
    for (j = 0; j < 2048; j++)
        for (i = 0; i < 2048; i++)
            dst[i][j] = src[i][j];
}
```

81.8ms

2.0 GHz Intel Core i7 Haswell

- Hierarchical memory organization
- Performance depends on access patterns
 - Including how step through multi-dimensional array

Why The Performance Differs



Great Reality #5:

Computers do more than execute programs

- **They need to get data in and out**
 - I/O system critical to program reliability and performance

- **They communicate with each other over networks**
 - Many system-level issues arise in presence of network
 - Concurrent operations by autonomous processes
 - Coping with unreliable media
 - Cross platform compatibility
 - Complex performance issues

Course Perspective

■ Most Systems Courses are Builder-Centric

- Computer Architecture
 - Design pipelined processor in Verilog
- Operating Systems
 - Implement sample portions of operating system
- Compilers
 - Write compiler for simple language
- Networking
 - Implement and simulate network protocols

Course Perspective (Cont.)

■ Our Course is Programmer-Centric

- By knowing more about the underlying system, you can be more effective as a programmer
- Enable you to
 - Write programs that are more reliable and efficient
 - Incorporate features that require hooks into OS
 - E.g., concurrency, signal handlers
- Cover material in this course that you won't see elsewhere
- Not just a course for dedicated hackers
 - **We bring out the hidden hacker in everyone!**

Role within CS/ECE Curriculum

CS 122
Imperative
Programming

213/513
/613

*Foundation of Computer Systems
Underlying principles for hardware,
software, and networking*

CS Systems

- 15-319 Cloud Computing
- 15-330 Computer Security
- 15-410 Operating Systems
- 15-411 Compiler Design
- 15-415 Database Applications
- 15-418 Parallel Computing
- 15-440 Distributed Systems
- 15-441 Computer Networks
- 15-445 Database Systems

ECE Systems

- 18-349 Computer Security
- 18-349 Intro to Embedded Systems
- 18-441 Computer Networks
- 18-447 Computer Architecture
- 18-452 Wireless Networking
- 18-451 Cyberphysical Systems

CS Graphics

- 15-462 Computer Graphics
- 15-463 Comp. Photography

Systems Concentration

- For CS undergrads (currently)
- Take ~5 systems courses
- Chance to learn about wide range of systems and systems issues

Academic Integrity

**Please pay close attention, especially
if this is your first semester at CMU**

Carefully review policy:

<http://www.cs.cmu.edu/~213/academicintegrity.html>

Cheating/Plagiarism: Description

■ Unauthorized use of information

- Borrowing code: by copying, retyping, **looking at** a file
- Describing: verbal description of code from one person to another.
- Searching the Web for solutions
- Copying code from a previous course or online solution
- Reusing your code from a previous semester (here or elsewhere)
 - Arrange meeting with instructor before reusing your old solutions

Cheating/Plagiarism: Description (cont.)

■ Unauthorized supplying of information

- Providing copy: Giving a copy of a file to someone
- Providing access:
 - Putting material in unprotected directory
 - Putting material in unprotected code repository (e.g., Github)
 - Or, letting protections expire
- Applies to this term and the future
 - There is no statute of limitations for academic integrity violations

■ Collaborations beyond high-level, strategic advice

- Anything more than block diagram or a few words
- Code / pseudo-code is NOT high level
- Coaching, arranging blocks of allowed code is NOT high level
- Code-level debugging is NOT high level

Cheating/Plagiarism: Description

■ What is NOT cheating?

- Explaining how to use systems or tools
- Helping others with *high-level* design issues
 - High means very high
- Using code supplied by us
 - Starter code, class examples
- Using code from the CS:APP web site

■ Attribution Requirements

- Starter code: No
- Other allowed code (course, CS:APP): Yes
- Indicate source, beginning and end

Cheating: Consequences

■ Penalty for cheating:

- Best case: -100% for assignment
 - You would be better off to turn in nothing
- Worst case: Removal from course with failing grade
 - This is the default
- Permanent mark on your record
- Loss of respect by you, the instructors and your colleagues
- If you do cheat – come clean asap!

■ Detection of cheating:

- We have sophisticated tools for detecting code plagiarism
- In Fall 2015, 20 students were caught cheating and failed the course.
 - Some were **expelled** from the University
- In January 2016, 11 students were penalized for cheating violations that occurred as far back as Spring 2014.
- In May 2019, we gave an AIV to a student who took the course in Fall 2018 for unauthorized coaching of a Spring 2019 student. His grade was changed retroactively.

■ Don't do it!

- Manage your time carefully
- Ask the staff for help when you get stuck

Some Concrete Examples:

■ This is Cheating:

- Searching the internet with the phrase 15-213, 15213, 213, 18213, malloclab, etc.
 - That's right, just entering it in a search engine
- Looking at someone's code on the computer next to yours
- Giving your code to someone else, now or in the future
- Posting your code in a publicly accessible place on the Internet, now or in the future
- Hacking the course infrastructure

■ This is OK (and encouraged):

- Googling a man page for fputs
- Asking a friend for help with gdb (but not with your code)
- Asking a TA or course instructor for help, showing them your code, ...
- Using code examples from book (with attribution)
- Talking about a (high-level) approach to the lab with a classmate

How it Feels: Student and Instructor

- **Fred is desperate. He can't get his code to work and the deadline is drawing near. In panic and frustration, he searches the web and finds a solution posted by a student at U. Oklahoma on Github. He carefully strips out the comments and inserts his own. He changes the names of the variables and functions. Phew! Got it done!**
- **The course staff run checking tools that compare all submitted solutions to the solutions from this and other semesters, along with ones that are on the Web.**
 - Remember: We are as good at web searching as you are
- **Meanwhile, Fred has had an uneasy feeling: Will I get away with it? Why does my conscience bother me?**
- **Fred gets email from an instructor: "Please see me tomorrow at 9:30 am."**
 - Fred does not sleep well that night

How it Feels: Student and Instructor (cont.)

- **The instructor feels frustrated. His job is to help students learn, not to be police. Every hour he spends looking at code for cheating is time that he cannot spend providing help to students. But, these cases can't be overlooked**
- **At the meeting:**
 - Instructor: "Explain why your code looks so much like the code on Github."
 - Fred: "Gee, I don't know. I guess all solutions look pretty much alike."
 - Instructor: "I don't believe you. I am going to file an academic integrity violation."
 - Fred will have the right to appeal, but the instructor does not need him to admit his guilt in order to penalize him.
- **Consequences**
 - Fred may (most likely) will be given a failing grade for the course
 - Fred will be reported to the university
 - A second AIV will lead to a disciplinary hearing
 - Fred will go through the rest of his life carrying a burden of shame
 - The instructor will experience a combination of betrayal and distress

Why It's a Big Deal

- **This material is best learned by doing**
 - Even though that can, at times, be difficult and frustrating
 - Starting with a copy of a program and then tweaking it is very different from writing from scratch
 - Planning, designing, organizing a program are important skills
- **We are the gateway to other system courses**
 - Want to make sure everyone completing the course has mastered the material
- **Industry appreciates the value of this course**
 - We want to make sure anyone claiming to have taken the course is prepared for the real world
- **Working in teams and collaboration is an important skill**
 - But only if team members have solid foundations
 - This course is about foundations, not teamwork

Version Control: Your Good Friend

■ We will be using Github Education

- Assignment distribution
- Your workspace
 - Use your course account, rather than a personal Github account

■ Use as you should a version server

- Commit early and often
- Document your commits
- Missing GIT history can count against you

■ How we use it

- If we suspect academic integrity issues, we can see if commit history looks reasonable.
 - Steady, consistent, and sustained work
 - It can serve as your character witness

How to Avoid AIVs

- **Start early**
- **Don't rely on marathon programming sessions**
 - Your brain works better in small bursts of activity
 - Ideas / solutions will come to mind while you're doing other things
- **Plan for stumbling blocks**
 - Assignment is harder than you expected
 - Code doesn't work
 - Bugs hard to track down
 - Life gets in the way
 - Minor health issues
 - Unanticipated events

Logistics

Instructors

Brian Railing



15-213/18-213

Brandon Lucia



Brian Railing



15-513

David Varodayan



14-513

Phil Gibbons



18-613

15-213/18-213, 14-513, 15-513, and 18-613

■ 15-213/18-213

- Undergraduates
- Lectures on Zoom (1:30-2:50 pm ET), link on Canvas syllabus page

■ 15-513

- CS Masters and other Masters students
- Watch recorded lectures (no in-class quizzes) or join in on Zoom

■ 14-513

- INI Masters students
- Lectures on Zoom (11:40 am-1:00 pm ET), link on Canvas syllabus page

■ 18-613

- ECE Masters Students
- Lectures on Zoom (11:40 am-1:00 pm ET), link on Canvas syllabus page

■ **Alternate time for in-class quizzes (if you're in an awkward timezone)**

- Canvas quizzes will be reopened 1:00-1:30 am ET (approx. 12 hours after lecture)

■ **Everything else is the same for all the courses**

Textbooks

■ Randal E. Bryant and David R. O'Hallaron,

- *Computer Systems: A Programmer's Perspective, Third Edition* (CS:APP3e), Pearson, 2016
- <http://csapp.cs.cmu.edu>
- This book really matters for the course!
 - How to solve labs
 - Practice problems typical of exam problems
- Electronic editions available (*Don't get paperback version!*)
- On reserve in Sorrells Library

■ Brian Kernighan and Dennis Ritchie,

- *The C Programming Language, Second Edition*, Prentice Hall, 1988
- Still the best book about C, from the originators
- Even though it does not cover more recent extensions of C
- On reserve in Sorrells Library

Course Components

■ Lectures

- Higher level concepts
- In-class quizzes (except 15-513) could tilt you to a higher grade if borderline

■ Labs (8)

- 1-2+ weeks each
- Provide in-depth understanding of an aspect of systems
- Programming and measurement

■ Written Assignments (best 10 of 12)

- Reinforce concepts
- You earn 1/3 of score by grading your peers' work according to our rubric
- Due Wednesdays at 11:59pm ET with peer grades due the next Wednesday

■ Final Exam (**No midterm!**)

- Test your understanding of concepts & mathematical principles
- Covers content from the whole semester

Recitations

- **Recitations for students in 15-213/18-213, 14-513, 18-613 (everyone except 15-513)**

- **First recitation on Monday Sept 14**

- **Please indicate your desire for in-person recitations**
 - Look out for the form on Piazza in the near future
 - We don't have the resources to offer all recitations in-person or hybrid

Getting Help

■ Class Web pages:

- <http://www.cs.cmu.edu/~213>

- Complete schedule of lectures, exams, and assignments
- Copies of lectures, assignments, exams, solutions
- FAQ

■ Piazza

- Best place for questions about assignments
- By default, your posts will be private
- We will fill the FAQ and Piazza with answers to common questions

■ Canvas

- Zoom links
- In-class quizzes
- Written assignments

Getting Help

■ Email

- Send email to individual instructors or TAs only to schedule appointments

■ Office hours (starting date TBA)

- TAs: SMTWRF, tentatively 6:00–9:00pm (see course webpage for updates)
 - Use online queue <https://cmu.ohqueue.com>
 - You provide the zoom meeting link and TA comes to you
- Instructors: See course home page

■ Walk-in Tutoring

- Details TBA. Will put information on class webpage.

■ 1:1 Appointments

- You can schedule 1:1 appointments with any of the teaching staff

Policies: Lab

■ Work groups

- You must work alone on all lab assignments

■ Handins

- Labs due at 11:59pm ET
- Electronic handins using **Autolab** (no exceptions!)

Facilities

■ Labs will use the Intel Computer Systems Cluster

- The “shark machines”
- `linux> ssh shark.ics.cs.cmu.edu`

- 21 servers donated by Intel for 213/513/613
 - 10 student machines (for student logins)
 - 1 head node (for instructor logins)
 - 10 grading machines (for autograding)
- Each server: Intel Core i7: 8 Nehalem cores, 32 GB DRAM, RHEL 6.1
- Rack-mounted in Gates machine room
- Login using your Andrew ID and password

Timeliness

■ Grace days

- **5 grace days** for the semester
- **Limit of 0, 1, or 2 grace days per lab used automatically**
- Covers scheduling crunch, out-of-town trips, illnesses, minor setbacks

■ Lateness penalties

- Once grace day(s) used up, get penalized **15% per day**
- No handins later than **3 days after due date**

■ Catastrophic events

- Major illness, death in family, ...
- Formulate a plan (with your academic advisor) to get back on track

■ Advice

- Once you start running late, it's really hard to catch up
- Try to save your grace days until the last few labs

Policies: Grading

- **Final Exams (30%)**

- **Labs (50%): weighted according to effort**

- **Written Assignments (20%): drop lowest 2 out of 12**
 - 1/3 points for making a credible submission
 - 1/3 points from average of the three scores assigned by the peer graders
 - 1/3 points for completing the peer reviews with constructive feedback

- **Final grades based on a straight scale (90/80/70/60) with a small amount of curving**
 - Only upward

Programs and Data

■ Topics

- Bit operations, arithmetic, assembly language programs
- Representation of C control and data structures
- Includes aspects of architecture and compilers

■ Assignments

- L0 (C programming Lab): Test/refresh your C programming abilities
- L1 (datalab): Manipulating bits
- L2 (bomblab): Defusing a binary bomb
- L3 (attacklab): The basics of code injection attacks

The Memory Hierarchy

■ Topics

- Memory technology, memory hierarchy, caches, disks, locality
- Includes aspects of architecture and OS

■ Assignments

- L4 (cachelab): Building a cache simulator and optimizing for locality.
 - Learn how to exploit locality in your programs.

Virtual Memory

■ Topics

- Virtual memory, address translation, dynamic storage allocation
- Includes aspects of architecture and OS

■ Assignments

- L5 (malloclab): Writing your own malloc package
 - Get a real feel for systems-level programming

Exceptional Control Flow

■ Topics

- Hardware exceptions, processes, process control, Unix signals, nonlocal jumps
- Includes aspects of compilers, OS, and architecture

■ Assignments

- L6 (tshlab): Writing your own Unix shell.
 - A first introduction to concurrency

Networking, and Concurrency

■ Topics

- High level and low-level I/O, network programming
- Internet services, Web servers
- concurrency, concurrent server design, threads
- I/O multiplexing with select
- Includes aspects of networking, OS, and architecture

■ Assignments

- L7 (proxylab): Writing your own Web proxy
 - Learn network programming and more about concurrency and synchronization.

Lab Rationale

- **Each lab has a well-defined goal such as solving a puzzle or winning a contest**
- **Doing the lab should result in new skills and concepts**
- **We try to use competition in a fun and healthy way**
 - Set a reasonable threshold for full credit
 - Post intermediate results (anonymized) on Autolab scoreboard for glory!

Autolab (<https://autolab.andrew.cmu.edu>)

■ Labs are provided by the CMU Autolab system

- Project page: <http://autolab.andrew.cmu.edu>
- Developed by CMU faculty and students
- Key ideas: Autograding and Scoreboards
 - **Autograding:** Providing you with instant feedback.
 - **Scoreboards:** Real-time, rank-ordered, and anonymous summary.
- Used by over 3,000 students each semester

■ With Autolab you can use your Web browser to:

- Download the lab materials
- Handin your code for autograding by the Autolab server
- View the class scoreboard
- View the complete history of your code handins, autograded results, instructor's evaluations, and gradebook.
- View the TA annotations of your code for Style points.

Autolab accounts

- **Students enrolled on Friday, Aug 28 have Autolab accounts**
- **You must be enrolled to get an account**
 - Autolab is not tied in to the Hub's rosters
 - If you add in, sign up with Google form (check on Piazza)
 - We will update the autolab accounts once a day, so check back in 24 hours.
- **For those who are waiting to add in, the first lab (C Programming Lab) is available on the Schedule page of the course Web site.**

Bootcamps

■ Bootcamp #1

- Linux & the Command Line
- Friday Sept 4 at 7:00-9:00pm ET (may finish in 1.5 hours)

■ Bootcamp #2

- GCC & Build Automation (makefiles)
- Wednesday Sept 9 at 7:00-9:00pm ET (may finish in 1.5 hours)

■ Bootcamp #3

- Debugging Fundamentals & GDB
- Friday Sept 11 at 7:00-9:00pm ET (may finish in 1.5 hours)

■ **Bootcamps will be on zoom and will be recorded**

■ **More bootcamps to be announced for specific labs later**

Waitlist questions

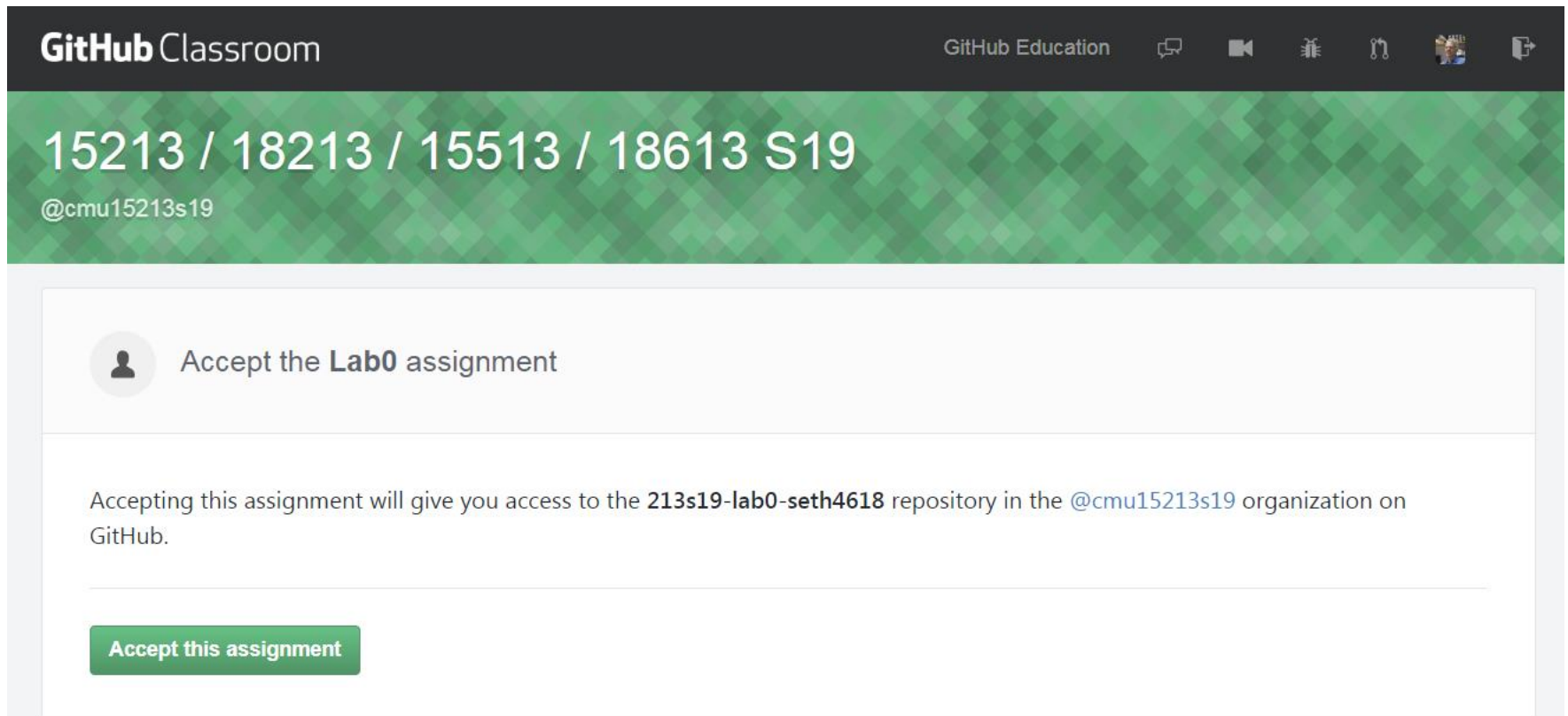
- 15-213: Mary Widom (marwidom@cs.cmu.edu)
 - 18-213: ECE Academic services (ece-asc@andrew.cmu.edu)
 - 15-513: Mary Widom (marwidom@cs.cmu.edu)
 - 14-513: INI Enrollment (ini-enrollment@andrew.cmu.edu)
 - 18-613: ECE Academic services (ece-asc@andrew.cmu.edu)
-
- Please don't contact the instructors with waitlist questions.

*Welcome
and Enjoy!*

Appendix: GitHub Classroom Example

Git basics – create a project for your lab

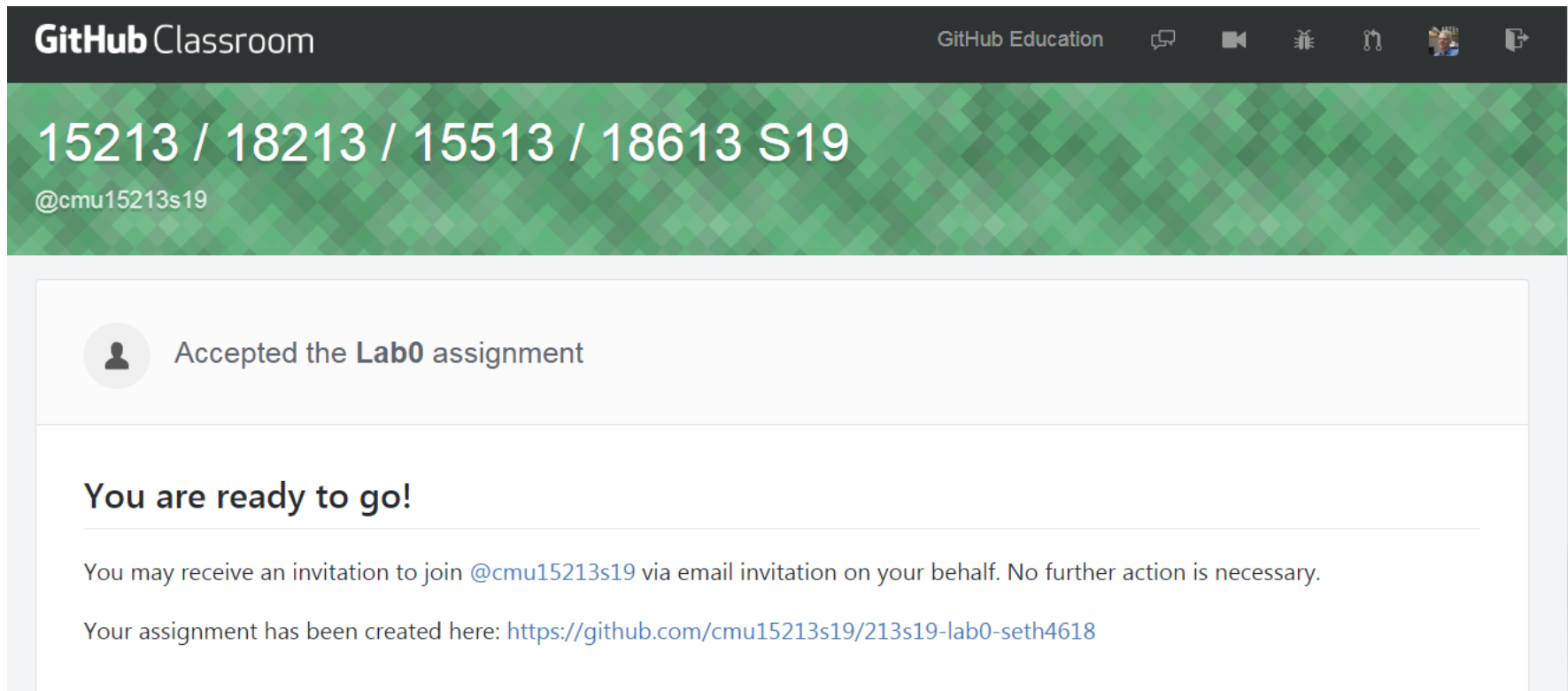
- Follow link from writeup in TPZ
- Use link to create a repo



The screenshot shows the GitHub Classroom interface. At the top, there is a dark header with the text "GitHub Classroom" on the left and "GitHub Education" followed by several icons on the right. Below the header is a green banner with a diamond pattern containing the text "15213 / 18213 / 15513 / 18613 S19" and "@cmu15213s19" below it. The main content area is white and contains a notification card. The card has a user icon on the left and the text "Accept the Lab0 assignment" on the right. Below this, there is a paragraph of text: "Accepting this assignment will give you access to the 213s19-lab0-seth4618 repository in the @cmu15213s19 organization on GitHub." At the bottom of the card is a green button with the text "Accept this assignment".

Git basics – create a project for your lab

- Follow link from writeup in TPZ
- Use link to create a repo



The screenshot shows a GitHub Classroom notification interface. At the top, there is a dark header with the text "GitHub Classroom" on the left and "GitHub Education" on the right, followed by several small icons. Below the header is a green banner with a diamond pattern containing the text "15213 / 18213 / 15513 / 18613 S19" and "@cmu15213s19". The main content area is white and contains a notification card with a person icon and the text "Accepted the Lab0 assignment". Below this, there is a section titled "You are ready to go!" followed by two lines of text: "You may receive an invitation to join @cmu15213s19 via email invitation on your behalf. No further action is necessary." and "Your assignment has been created here: <https://github.com/cmu15213s19/213s19-lab0-seth4618>".

Git basics – create a project for your lab

- Follow link from writeup in TPZ
- Use link to create a repo

The screenshot shows a GitHub repository page for 'cmu15213s19 / 213s19-lab0-seth4618'. The repository is private and has 2 watchers, 0 stars, and 0 forks. It was created by GitHub Classroom. The repository contains 1 commit, 1 branch, 0 releases, and 1 contributor. The current branch is 'master'. There are buttons for 'New pull request', 'Create new file', 'Upload files', 'Find file', and 'Clone or download'. The file list includes 'traces', 'Makefile', 'README', 'console.c', 'console.h', and 'driver.py', all committed by 'PatrickRen' 'init' a day ago.

File	Commit	Time
traces	init	a day ago
Makefile	init	a day ago
README	init	a day ago
console.c	init	a day ago
console.h	init	a day ago
driver.py	init	a day ago

Git basics – create a project for your lab

- Follow link from writeup in TPZ
- Use link to create a repo
- Clone to your local machine
- Commit often!

Git basics – clone it to a working directory

- Clone into a directory with the proper permissions

```
git clone git@github.com:cmu15213s19/213s19-lab0-  
seth4618.git  
cd 213s19-lab0-seth4618
```