

Lecture 3:

Parallel Programming Abstractions

(and their corresponding HW/SW implementations)

**Parallel Computer Architecture and Programming
CMU 15-418/15-618, Fall 2019**

Today's theme is a critical idea in this course.

And today's theme is:

Abstraction vs. Implementation

Conflating abstraction with implementation is a common cause for confusion in this course.

**An example:
Programming with ISPC**

ISPC

- Intel SPMD Program Compiler (**ISPC**)
- SPMD: **single program multiple data**

- **<http://ispc.github.com/>**

Recall: example program from last class

Compute $\sin(x)$ using Taylor expansion: $\sin(x) = x - x^3/3! + x^5/5! - x^7/7! + \dots$
for each element of an array of N floating-point numbers

```
void sinx(int N, int terms, float* x, float* result)
{
    for (int i=0; i<N; i++)
    {
        float value = x[i];
        float numer = x[i] * x[i] * x[i];
        int denom = 6; // 3!
        int sign = -1;

        for (int j=1; j<=terms; j++)
        {
            value += sign * numer / denom;
            numer *= x[i] * x[i];
            denom *= (2*j+2) * (2*j+3);
            sign *= -1;
        }

        result[i] = value;
    }
}
```

sin(x) in ISPC

Compute $\sin(x)$ using Taylor expansion: $\sin(x) = x - x^3/3! + x^5/5! - x^7/7! + \dots$

C++ code: main.cpp

```
#include "sinx_ispc.h"

int N = 1024;
int terms = 5;
float* x = new float[N];
float* result = new float[N];

// initialize x here

// execute ISPC code
sinx(N, terms, x, result);
```

ISPC code: sinx.ispc

```
export void sinx(
    uniform int N,
    uniform int terms,
    uniform float* x,
    uniform float* result)
{
    // assume N % programCount = 0
    for (uniform int i=0; i<N; i+=programCount)
    {
        int idx = i + programIndex;
        float value = x[idx];
        float numer = x[idx] * x[idx] * x[idx];
        uniform int denom = 6; // 3!
        uniform int sign = -1;

        for (uniform int j=1; j<=terms; j++)
        {
            value += sign * numer / denom
            numer *= x[idx] * x[idx];
            denom *= (2*j+2) * (2*j+3);
            sign *= -1;
        }
        result[idx] = value;
    }
}
```

SPMD programming abstraction:

Call to ISPC function spawns **"gang"** of ISPC
"program instances"

All instances run ISPC code **concurrently**

Upon return, all instances have completed

sin(x) in ISPC

Compute $\sin(x)$ using Taylor expansion: $\sin(x) = x - x^3/3! + x^5/5! - x^7/7! + \dots$

C++ code: main.cpp

```
#include "sinx_ispc.h"

int N = 1024;
int terms = 5;
float* x = new float[N];
float* result = new float[N];

// initialize x here

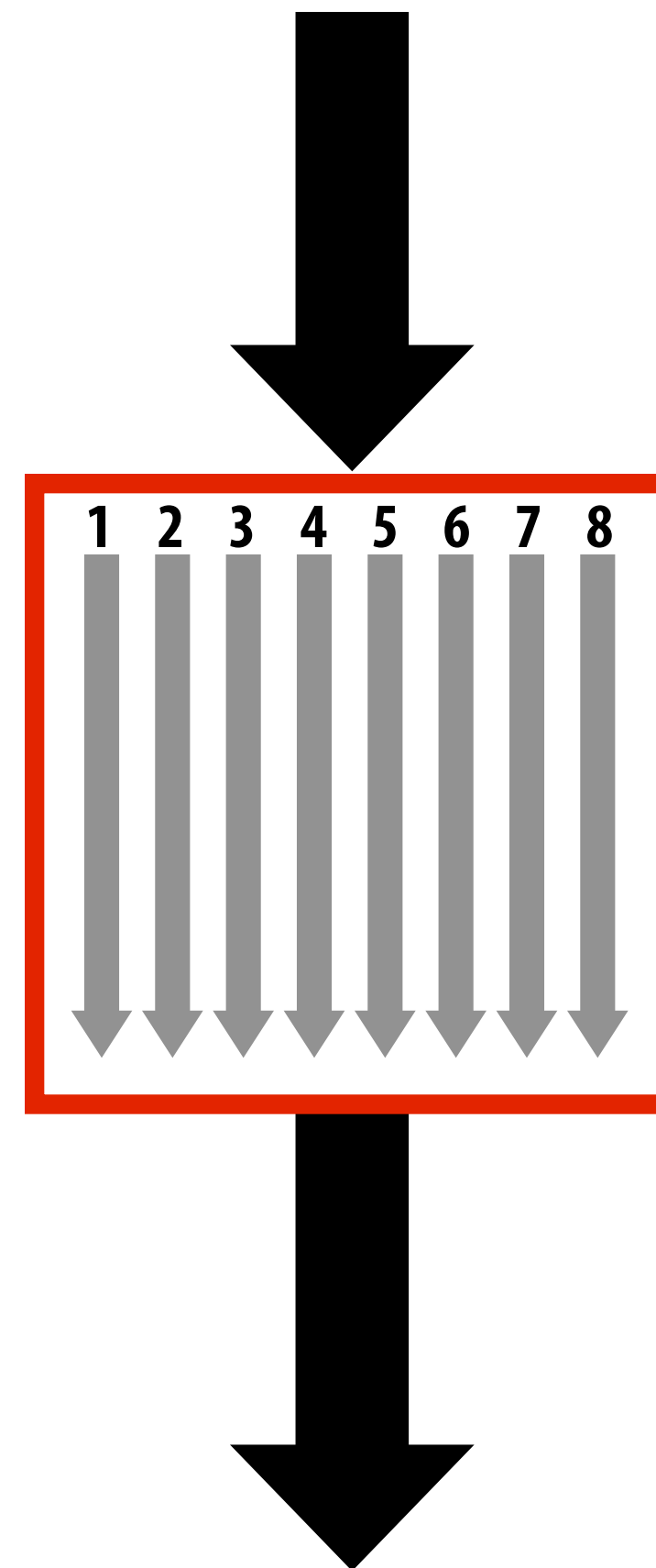
// execute ISPC code
sinx(N, terms, x, result);
```

SPMD programming abstraction:

Call to ISPC function spawns “gang” of ISPC “program instances”

All instances run ISPC code concurrently

Upon return, all instances have completed



Sequential execution (C code)

Call to `sinx()`
Begin executing `programCount`
instances of `sinx()` (ISPC code)

`sinx()` returns.
Completion of ISPC program instances.
Resume sequential execution

Sequential execution
(C code)

In this illustration `programCount = 8`

sin(x) in ISPC

“Interleaved” assignment of array elements to program instances

C++ code: main.cpp

```
#include "sinx_ispc.h"

int N = 1024;
int terms = 5;
float* x = new float[N];
float* result = new float[N];

// initialize x here

// execute ISPC code
sinx(N, terms, x, result);
```

ISPC Keywords:

programCount: number of simultaneously executing instances in the gang (uniform value)

programIndex: id of the current instance in the gang. (a non-uniform value: “varying”)

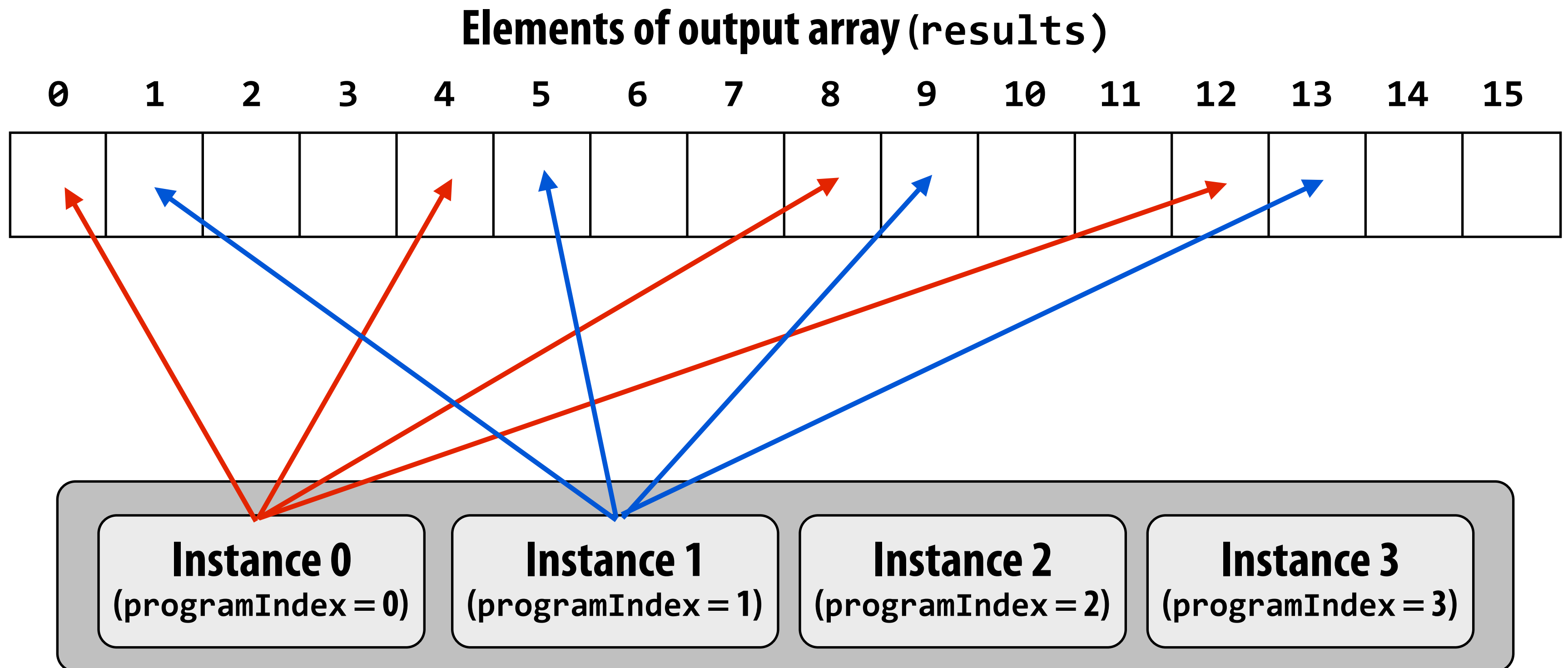
uniform: A type modifier. All instances have the same value for this variable. Its use is purely an optimization. Not needed for correctness.

ISPC code: sinx.ispc

```
export void sinx(
    uniform int N,
    uniform int terms,
    uniform float* x,
    uniform float* result)
{
    // assumes N % programCount = 0
    for (uniform int i=0; i<N; i+=programCount)
    {
        int idx = i + programIndex;
        float value = x[idx];
        float numer = x[idx] * x[idx] * x[idx];
        uniform int denom = 6; // 3!
        uniform int sign = -1;

        for (uniform int j=1; j<=terms; j++)
        {
            value += sign * numer / denom
            numer *= x[idx] * x[idx];
            denom *= (2*j+2) * (2*j+3);
            sign *= -1;
        }
        result[idx] = value;
    }
}
```


Interleaved assignment of program instances to loop iterations



“Gang” of ISPC program instances

In this illustration: gang contains four instances: `programCount = 4`

ISPC implements the gang abstraction using SIMD instructions

C++ code: main.cpp

```
#include "sinx_ispc.h"

int N = 1024;
int terms = 5;
float* x = new float[N];
float* result = new float[N];

// initialize x here

// execute ISPC code
sinx(N, terms, x, result);
```

SPMD programming **abstraction**:

Call to ISPC function spawns "gang" of ISPC "program instances"

All instances run ISPC code concurrently

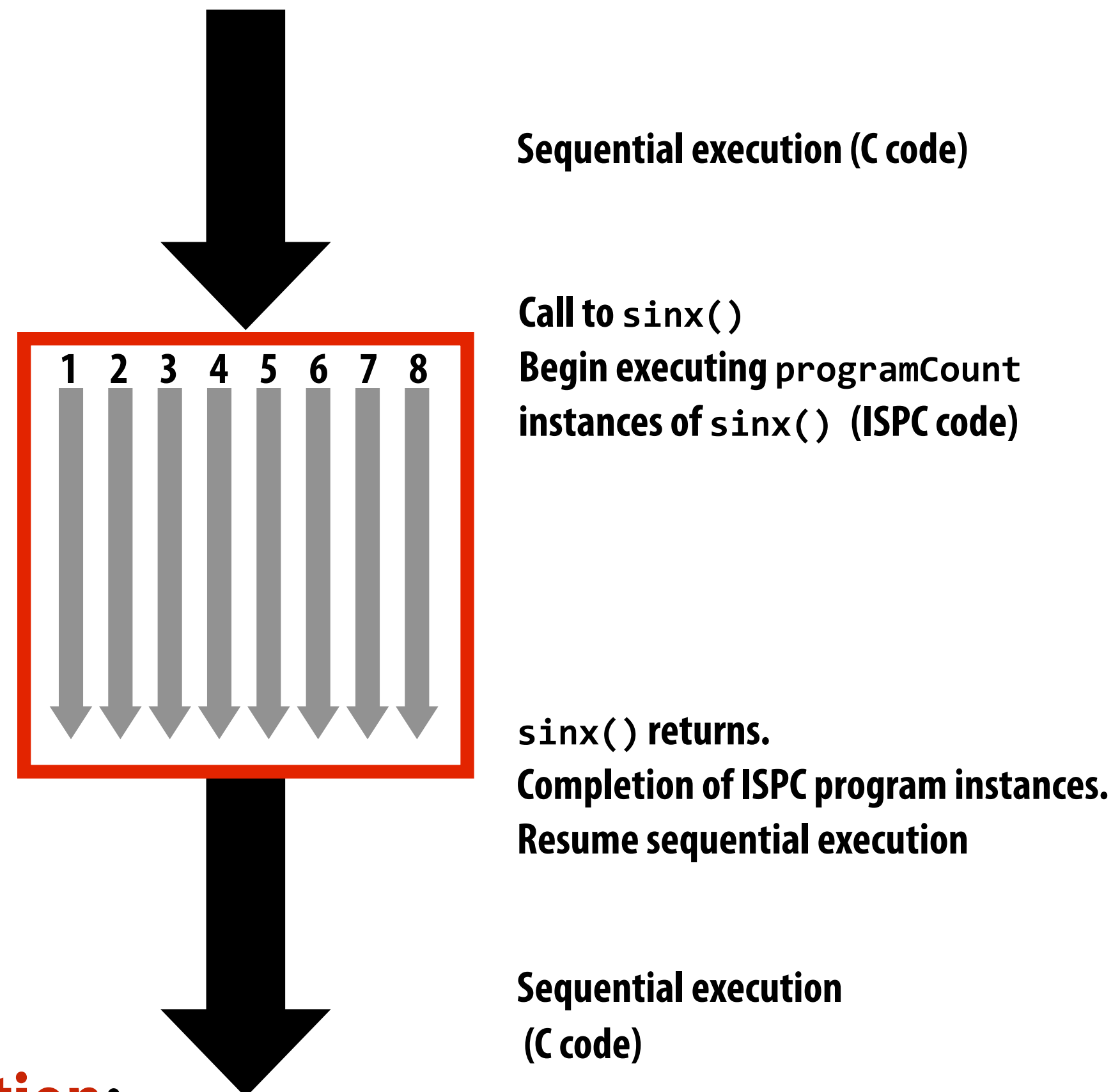
Upon return, all instances have completed

ISPC compiler generates SIMD **implementation**:

Number of instances in a gang is the **SIMD width** of the hardware (or a small multiple of SIMD width)

ISPC compiler generates binary (.o) with SIMD instructions

C++ code links against object file as usual



sin(x) in ISPC: version 2

“Blocked” assignment of elements to instances

C++ code: main.cpp

```
#include "sinx_ispc.h"

int N = 1024;
int terms = 5;
float* x = new float[N];
float* result = new float[N];

// initialize x here

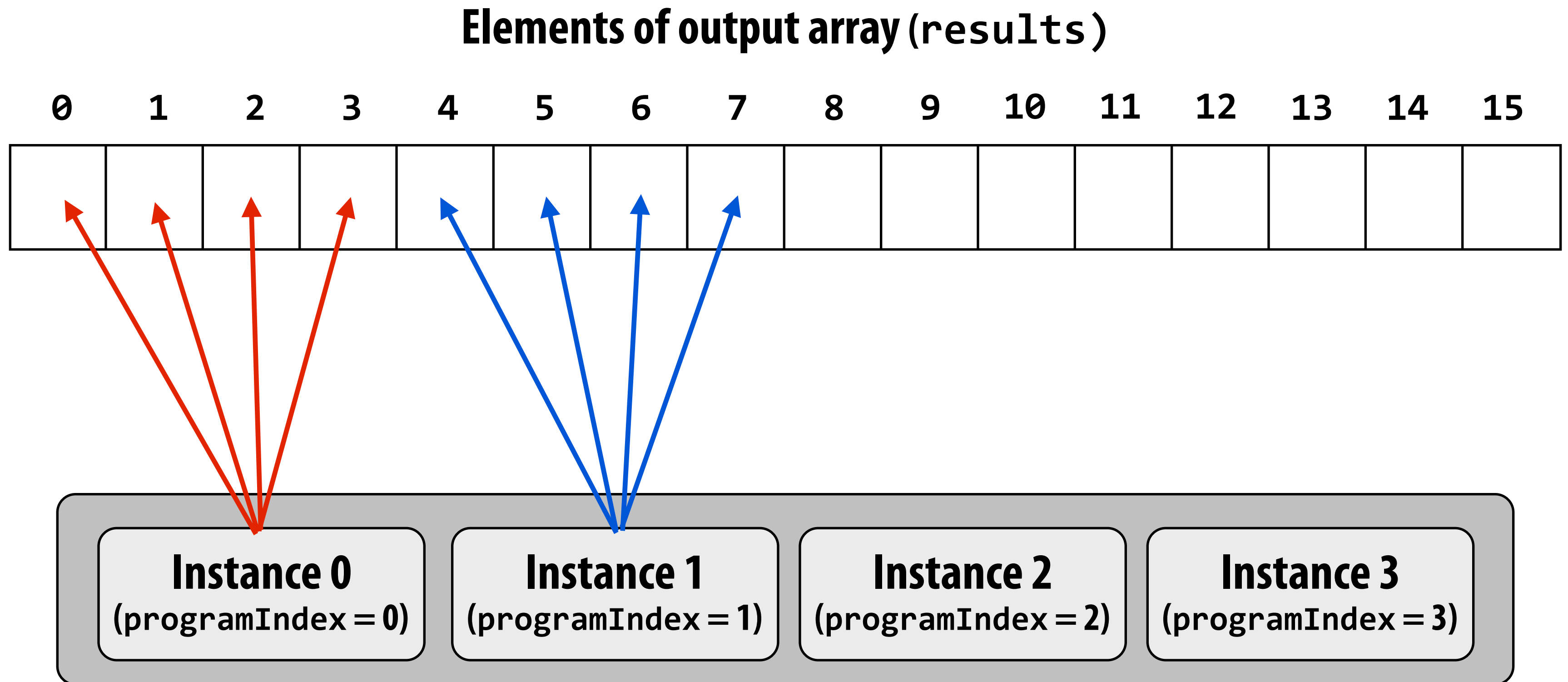
// execute ISPC code
sinx(N, terms, x, result);
```

ISPC code: sinx.ispc

```
export void sinx(
    uniform int N,
    uniform int terms,
    uniform float* x,
    uniform float* result)
{
    // assume N % programCount = 0
    uniform int count = N / programCount;
    int start = programIndex * count;
    for (uniform int i=0; i<count; i++)
    {
        int idx = start + i;
        float value = x[idx];
        float numer = x[idx] * x[idx] * x[idx];
        uniform int denom = 6; // 3!
        uniform int sign = -1;

        for (uniform int j=1; j<=terms; j++)
        {
            value += sign * numer / denom
            numer *= x[idx] * x[idx];
            denom *= (j+3) * (j+4);
            sign *= -1;
        }
        result[idx] = value;
    }
}
```

Blocked assignment of program instances to loop iterations



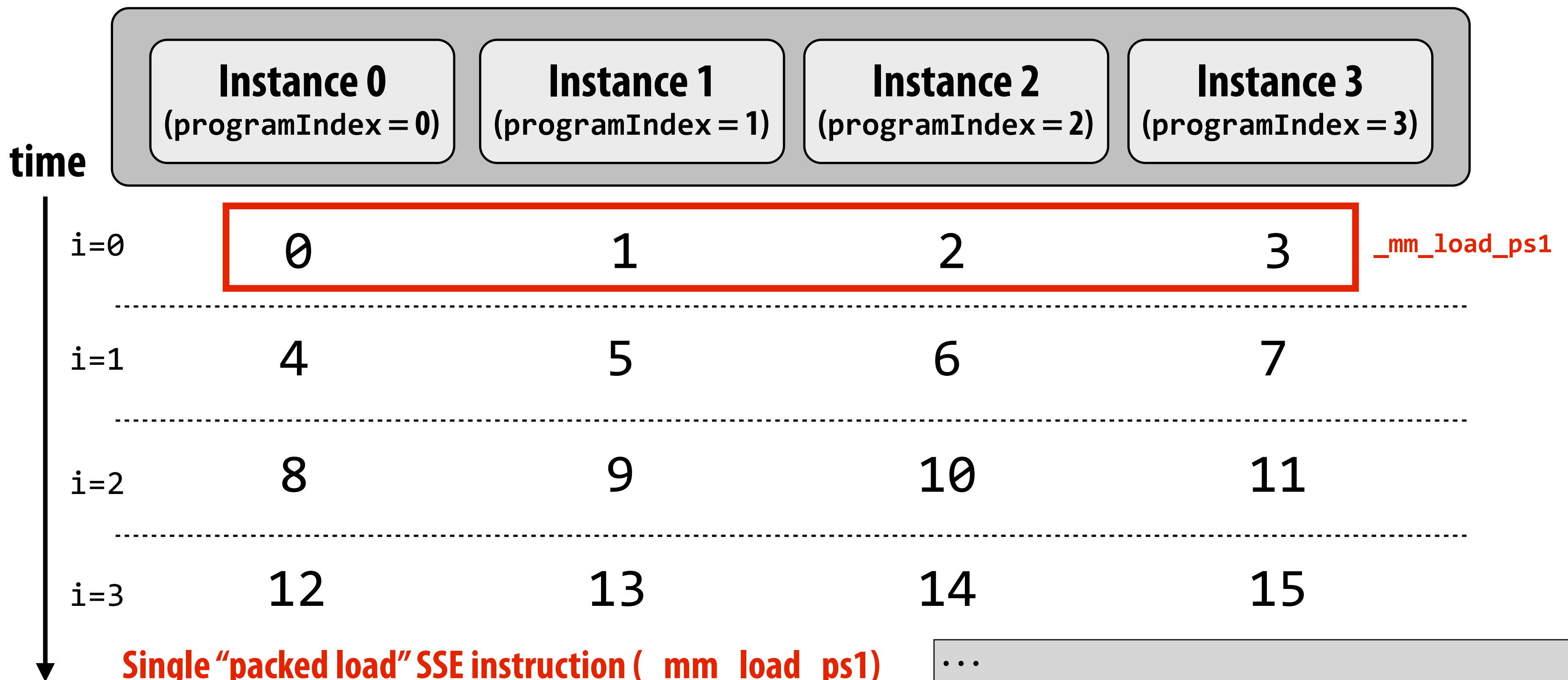
“Gang” of ISPC program instances

In this illustration: gang contains four instances: programCount = 4

Schedule: interleaved assignment

“Gang” of ISPC program instances

Gang contains four instances: programCount = 4



Single “packed load” SSE instruction (`_mm_load_ps1`) efficiently implements:

`float value = x[idx];`

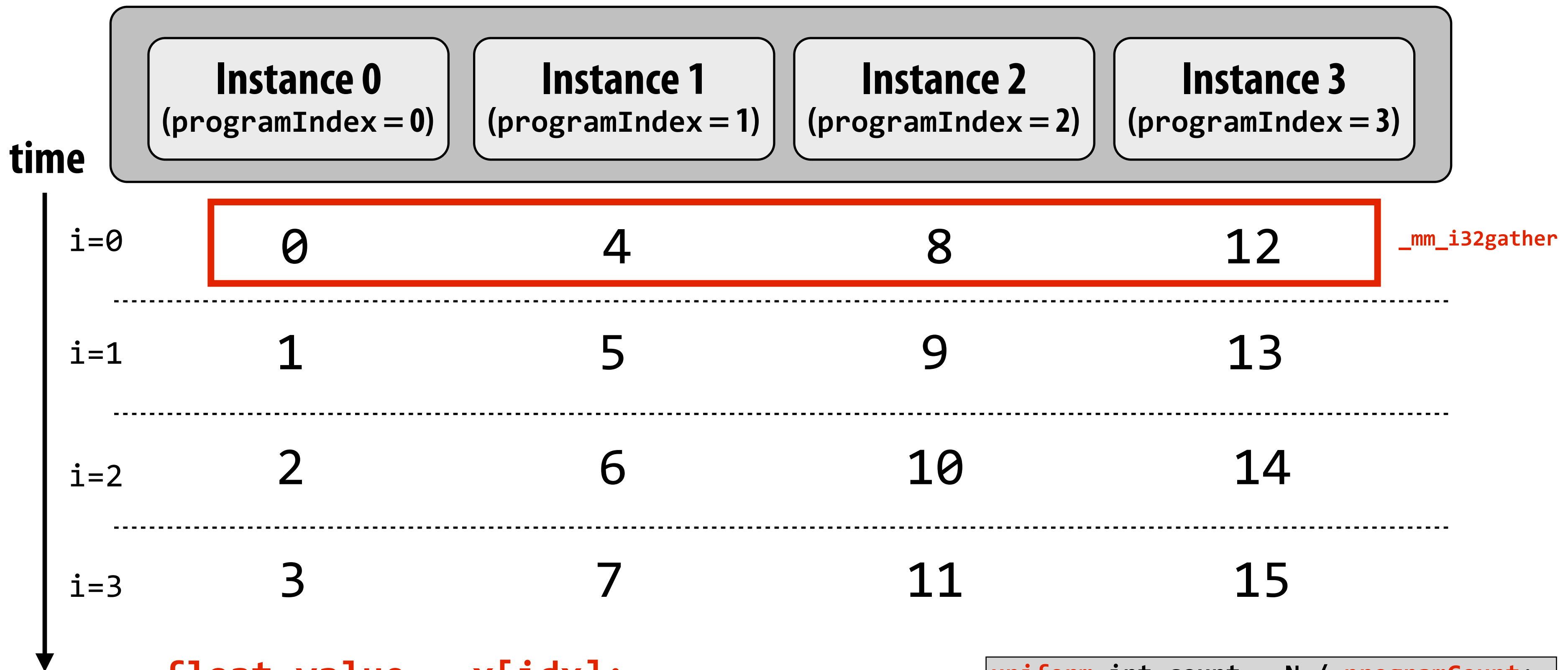
for all program instances, since the four values are contiguous in memory

```
...  
// assumes N % programCount = 0  
for (uniform int i=0; i<N; i+=programCount)  
{  
    int idx = i + programIndex;  
    float value = x[idx];  
}  
...
```

Schedule: blocked assignment

“Gang” of ISPC program instances

Gang contains four instances: programCount = 4



`float value = x[idx];`
now touches four non-contiguous values in memory.
Need “gather” instruction to implement
(gather is a more complex, and more costly SIMD
instruction: only available since 2013 as part of AVX2)

```
uniform int count = N / programCount;  
int start = programIndex * count;  
for (uniform int i=0; i<count; i++) {  
    int idx = start + i;  
    float value = x[idx];  
    ...  
}
```

Raising level of abstraction with foreach

Compute $\sin(x)$ using Taylor expansion: $\sin(x) = x - x^3/3! + x^5/5! - x^7/7! + \dots$

C++ code: main.cpp

```
#include "sinx_ispc.h"

int N = 1024;
int terms = 5;
float* x = new float[N];
float* result = new float[N];

// initialize x here

// execute ISPC code
sinx(N, terms, x, result);
```

ISPC code: sinx.ispc

```
export void sinx(
    uniform int N,
    uniform int terms,
    uniform float* x,
    uniform float* result)
{
    foreach (i = 0 ... N)
    {
        float value = x[i];
        float numer = x[i] * x[i] * x[i];
        uniform int denom = 6; // 3!
        uniform int sign = -1;

        for (uniform int j=1; j<=terms; j++)
        {
            value += sign * numer / denom;
            numer *= x[i] * x[i];
            denom *= (2*j+2) * (2*j+3);
            sign *= -1;
        }
        result[idx] = value;
    }
}
```

foreach: key ISPC language construct

- **foreach declares parallel loop iterations**
 - Programmer says: these are the iterations the instances in a gang must cooperatively perform
- ISPC implementation assigns iterations to program instances in gang
 - Current ISPC **implementation** will perform a **static interleaved** assignment (but the **abstraction permits a different assignment**)

ISPC: abstraction vs. implementation

- **Single program, multiple data (SPMD) programming model**
 - Programmer “thinks”: running a gang is spawning programCount logical instruction streams (each with a different value of programIndex)
 - This is the programming abstraction
 - Program is written in terms of this abstraction
- **Single instruction, multiple data (SIMD) implementation**
 - ISPC compiler emits vector instructions (SSE4 or AVX) that carry out the logic performed by a ISPC gang
 - ISPC compiler handles mapping of conditional control flow to vector instructions (by masking vector lanes, etc.)
- **Semantics of ISPC can be tricky**
 - SPMD abstraction + uniform values
(allows implementation details to peak through abstraction a bit)

ISPC discussion: sum “reduction”

Compute the sum of all array elements in parallel

```
export uniform float sumall1(  
  uniform int N,  
  uniform float* x)  
{  
  uniform float sum = 0.0f;  
  foreach (i = 0 ... N)  
  {  
    sum += x[i];  
  }  
  return sum;  
}
```

```
export uniform float sumall2(  
  uniform int N,  
  uniform float* x)  
{  
  uniform float sum;  
  float partial = 0.0f;  
  foreach (i = 0 ... N)  
  {  
    partial += x[i];  
  }  
  
  // from ISPC math library  
  sum = reduce_add(partial);  
  
  return sum;  
}
```

Correct ISPC solution

sum is of type **uniform float** (one copy of variable for all program instances)

x[i] is **not a uniform** expression (different value for each program instance)

Result: compile-time type error

ISPC discussion: sum “reduction”

Compute the sum of all array elements in parallel

Each instance accumulates a **private partial sum** (no communication)

Partial sums are added together using the **reduce_add()** cross-instance communication primitive. The result is the same total sum for all program instances (reduce_add() returns a uniform float)

The ISPC code at right will execute in a manner similar to handwritten C + AVX intrinsics implementation below. *

```
float sumall2(int N, float* x) {  
  
    float tmp[8]; // assume 16-byte alignment  
    __mm256 partial = _mm256_broadcast_ss(0.0f);  
  
    for (int i=0; i<N; i+=8)  
        partial = _mm256_add_ps(partial, _mm256_load_ps(&x[i]));  
  
    _mm256_store_ps(tmp, partial);  
  
    float sum = 0.f;  
    for (int i=0; i<8; i++)  
        sum += tmp[i];  
  
    return sum;  
}
```

```
export uniform float sumall2(  
    uniform int N,  
    uniform float* x)  
{  
    uniform float sum;  
    float partial = 0.0f;  
    foreach (i = 0 ... N)  
    {  
        partial += x[i];  
    }  
  
    // from ISPC math library  
    sum = reduce_add(partial);  
  
    return sum;  
}
```

*** Self-test: If you understand why this implementation complies with the semantics of the ISPC gang abstraction, then you’ve got good command of ISPC.**

ISPC tasks

- The ISPC **gang abstraction** is implemented by SIMD instructions on one core.
- So... all the code I've shown you in the previous slides would have executed **on only one of the four cores** of the GHC machines.
- ISPC contains **another abstraction**: a **"task"** that is used to **achieve multi-core execution**. I'll let you read up about that.

The second half of today's lecture

■ Three parallel programming models

- That differ in communication abstractions presented to the programmer
- Programming models influence how programmers think when writing programs

■ Three machine architectures

- Abstraction presented by the hardware to low-level software
- Typically reflect hardware implementation's capabilities

■ We'll focus on differences in **communication** and **cooperation**

System layers: interface, implementation, interface, ...

Parallel Applications

*Abstractions for describing
concurrent, parallel, or
independent computation*

*Abstractions for describing
communication*

*“Programming model”
(provides way of thinking about
the structure of programs)*

Compiler and/or parallel runtime

*Language or library
primitives/mechanisms*

OS system call API

Operating system

*Hardware Architecture
(HW/SW boundary)*

Micro-architecture (hardware implementation)

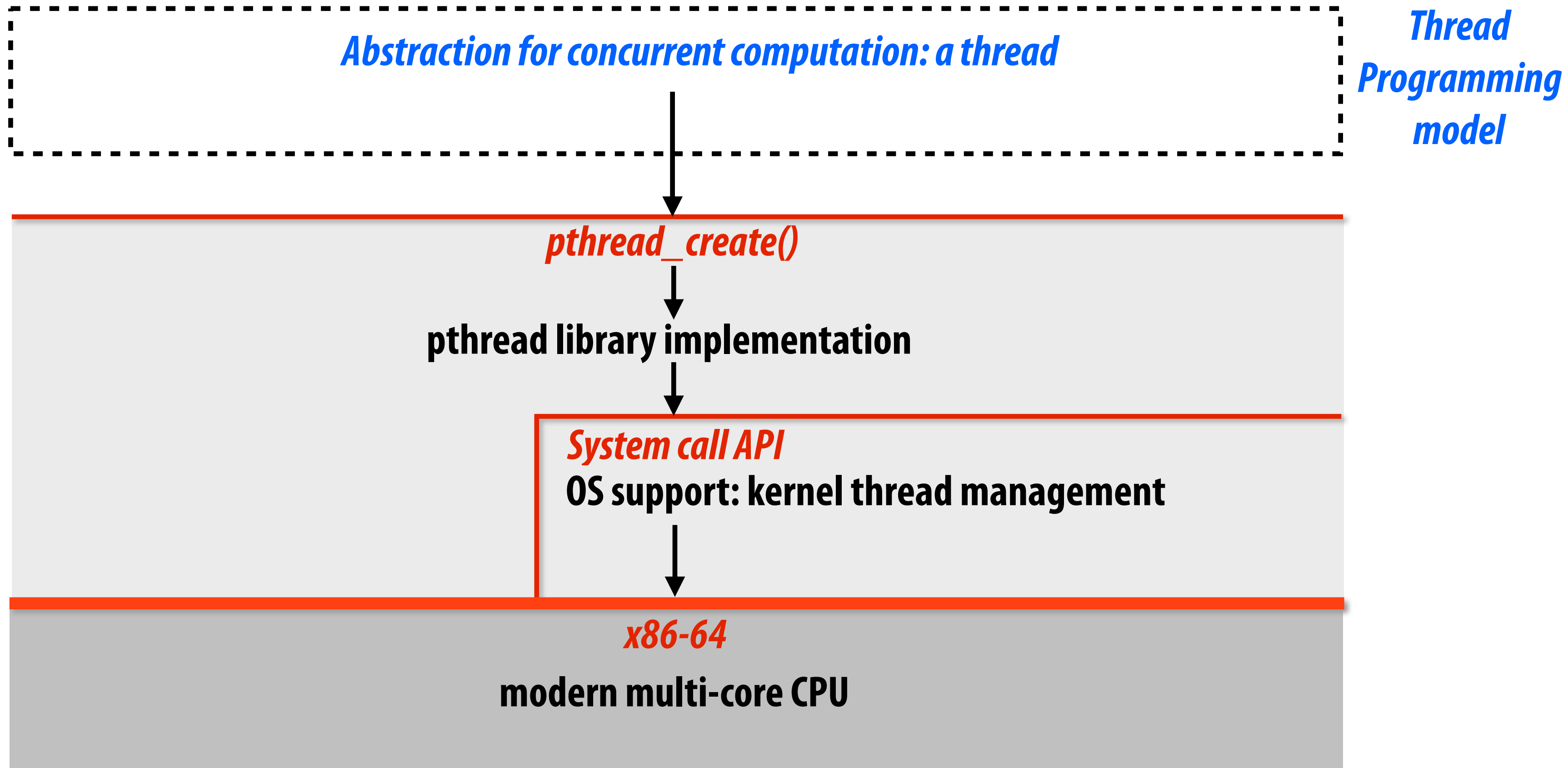
Blue italic text: abstraction/concept

Red italic text: system interface

Black text: system implementation

Example: expressing parallelism with **pthread**

Parallel Application



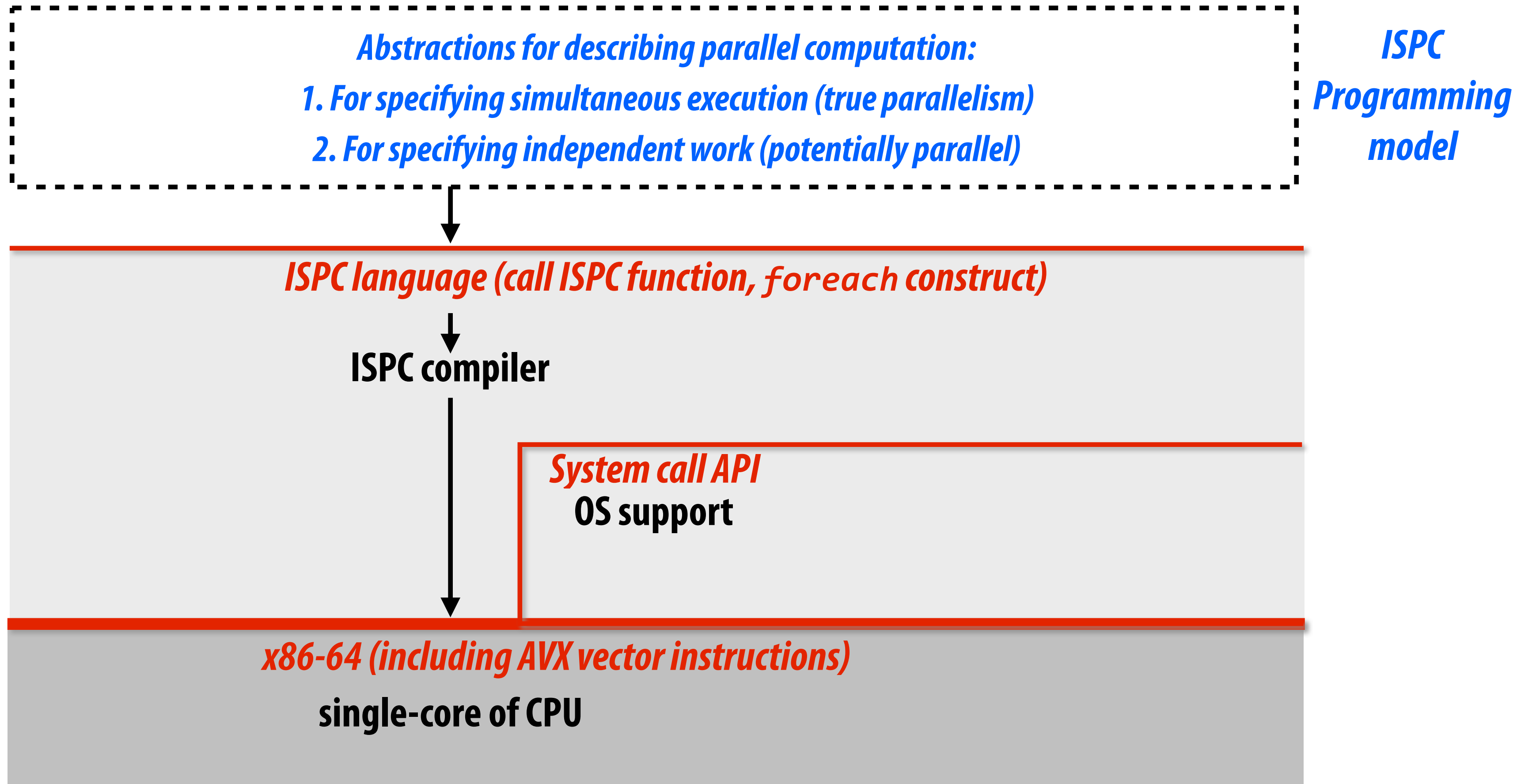
Blue italic text: abstraction/concept

Red italic text: system interface

Black text: system implementation

Example: expressing parallelism with ISPC

Parallel Applications



Note: This diagram is specific to the ISPC gang abstraction. ISPC also has the “task” language primitive for multi-core execution. I don’t describe it here but it would be interesting to think about how that diagram would look

Three models of communication (abstractions)

1. Shared address space

2. Message passing

3. Data parallel

Shared address space model of communication

Shared address space model (abstraction)

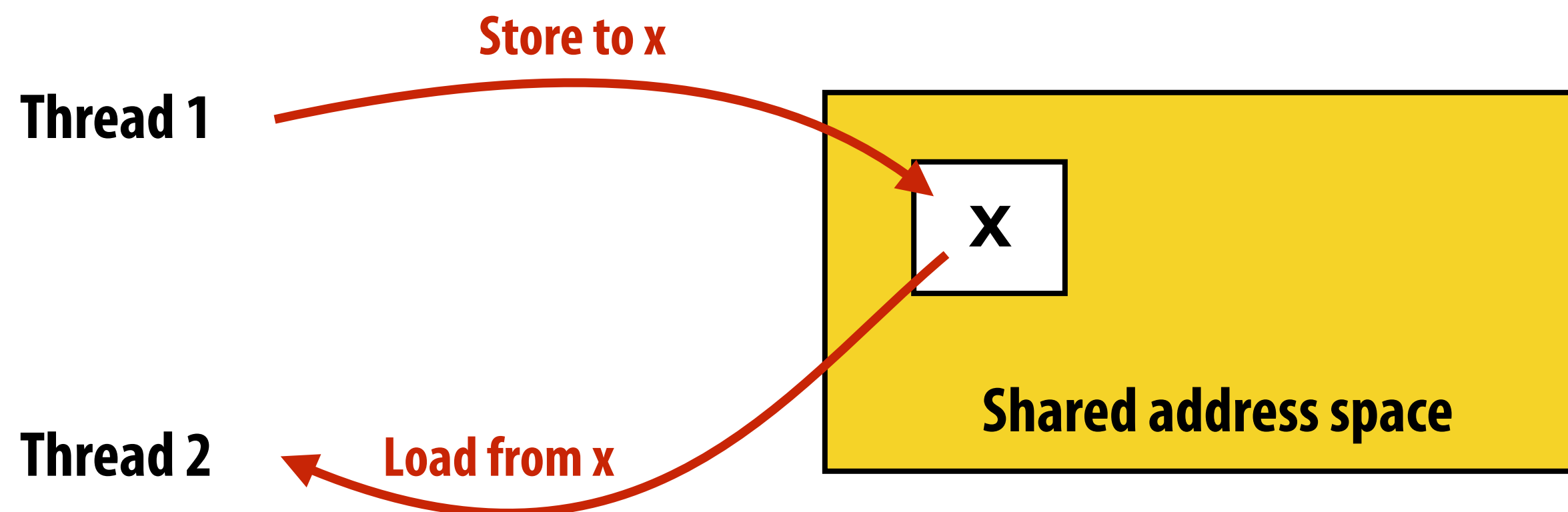
- Threads communicate by reading/writing to shared variables
- Shared variables are **like a big bulletin board**
 - Any thread can read or write to shared variables

Thread 1:

```
int x = 0;  
spawn_thread(foo, &x);  
x = 1;
```

Thread 2:

```
void foo(int* x) {  
    while (x == 0) {}  
    print x;  
}
```



(Communication operations shown in red)

Shared address space model (abstraction)

Synchronization primitives are **also shared variables**: e.g., **locks**

Thread 1:

```
int x = 0;  
Lock my_lock;
```

```
spawn_thread(foo, &x, &my_lock);
```

```
mylock.lock();  
x++;  
mylock.unlock();
```

Thread 2:

```
void foo(int* x, lock* my_lock)  
{  
    my_lock->lock();  
    x++;  
    my_lock->unlock();  
  
    print x;  
}
```

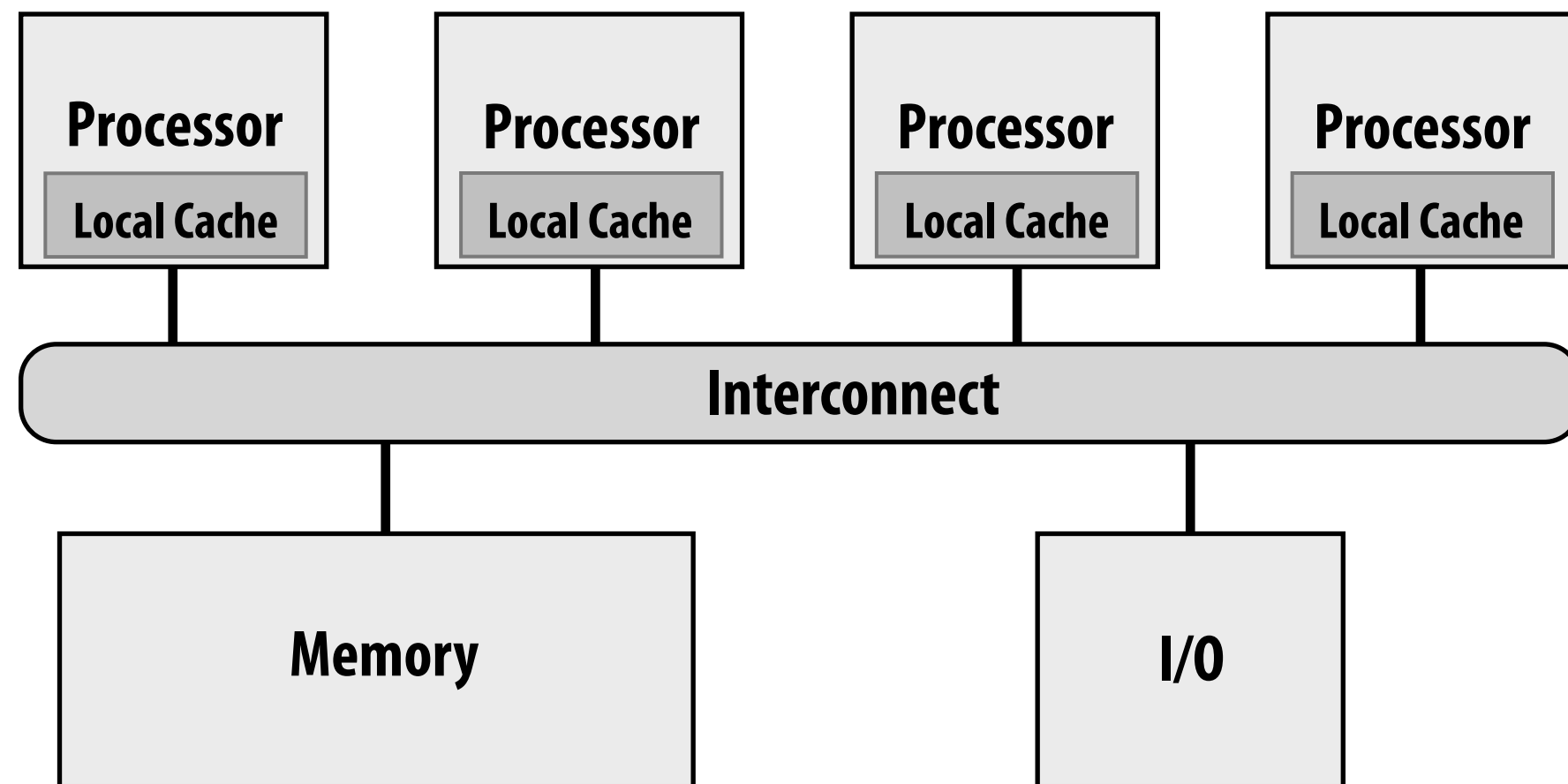
Shared address space model (abstraction)

- Threads **communicate** by:
 - **Reading/writing to shared variables**
 - Inter-thread communication is implicit in memory operations
 - Thread 1 stores to X
 - Later, thread 2 reads X (and observes update of value by thread 1)
 - **Manipulating synchronization primitives**
 - e.g., ensuring mutual exclusion via use of locks
- **This is a natural extension of sequential programming**
 - In fact, all our discussions in class have assumed a shared address space so far!
- **Helpful analogy: shared variables are like a big bulletin board**
 - Any thread can read or write to shared variables

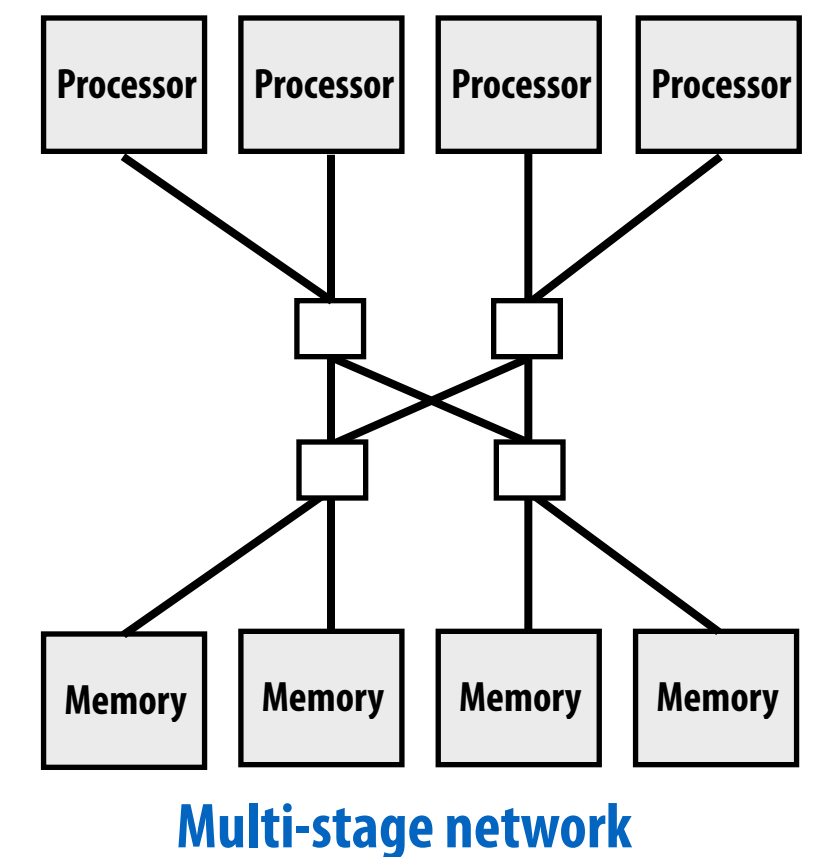
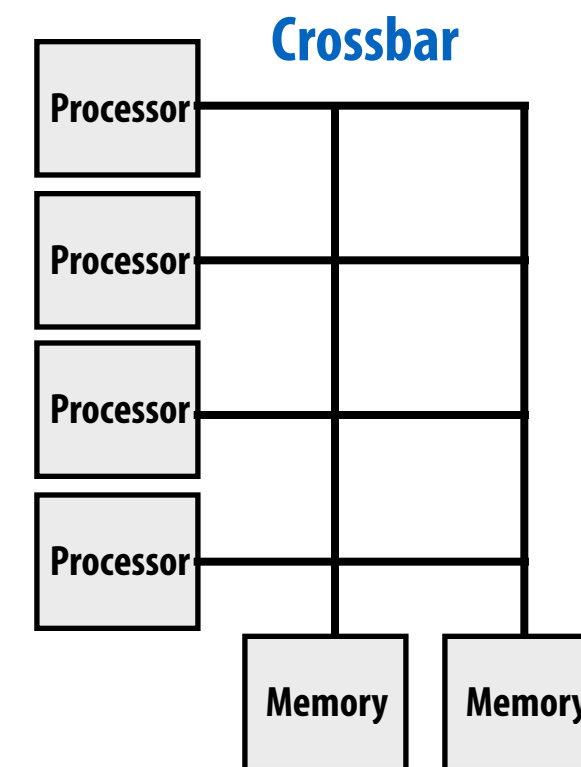
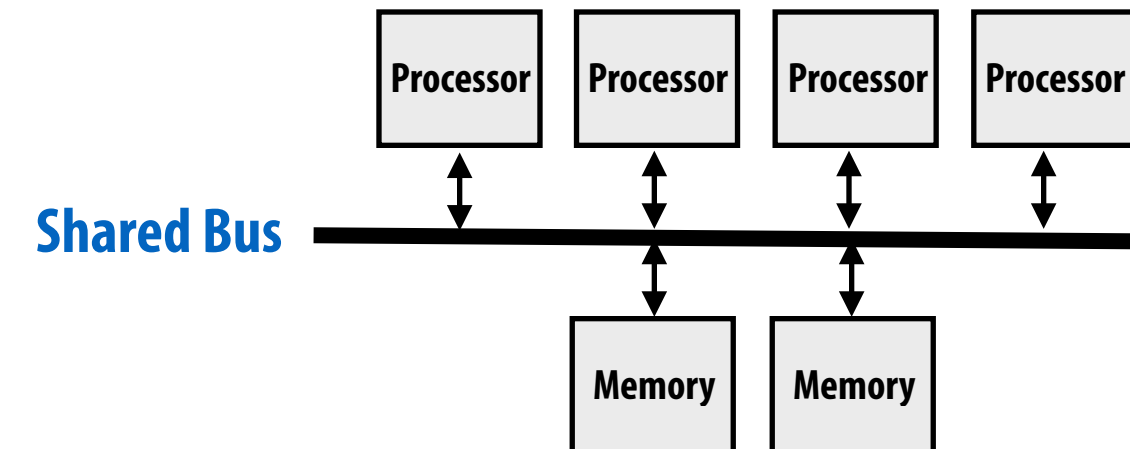
HW implementation of a shared address space

Key idea: **any processor can directly reference any memory location**

“Dance-hall” organization



Interconnect examples




Symmetric (shared-memory) multi-processor (SMP):

- **Uniform memory access time:** cost of accessing an uncached * memory address is the same for all processors


* caching introduces non-uniform access times, but we'll talk about that later

Shared address space HW architectures

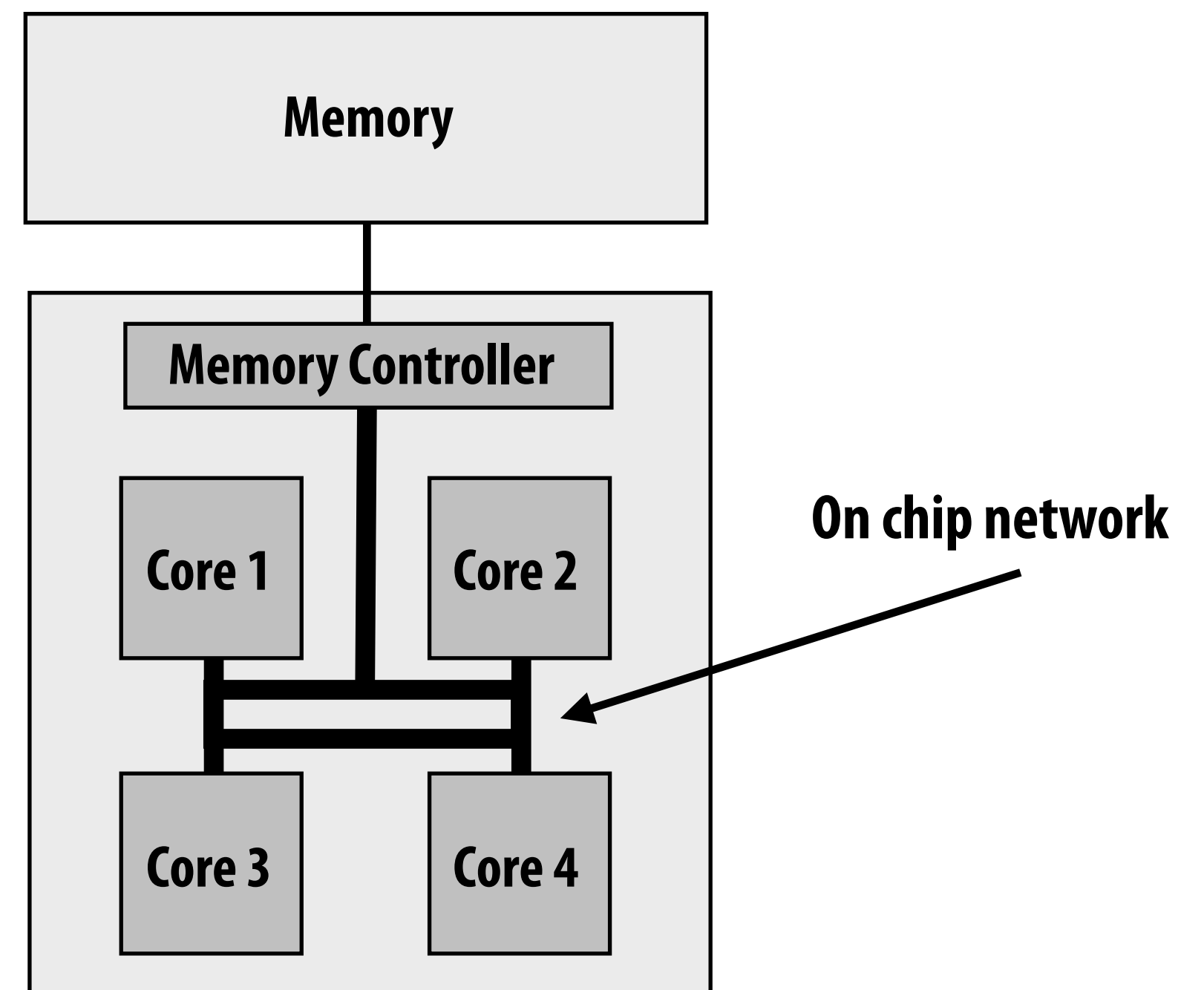
Commodity x86 examples



Intel Core i9 (8 cores)
(interconnect is a ring)

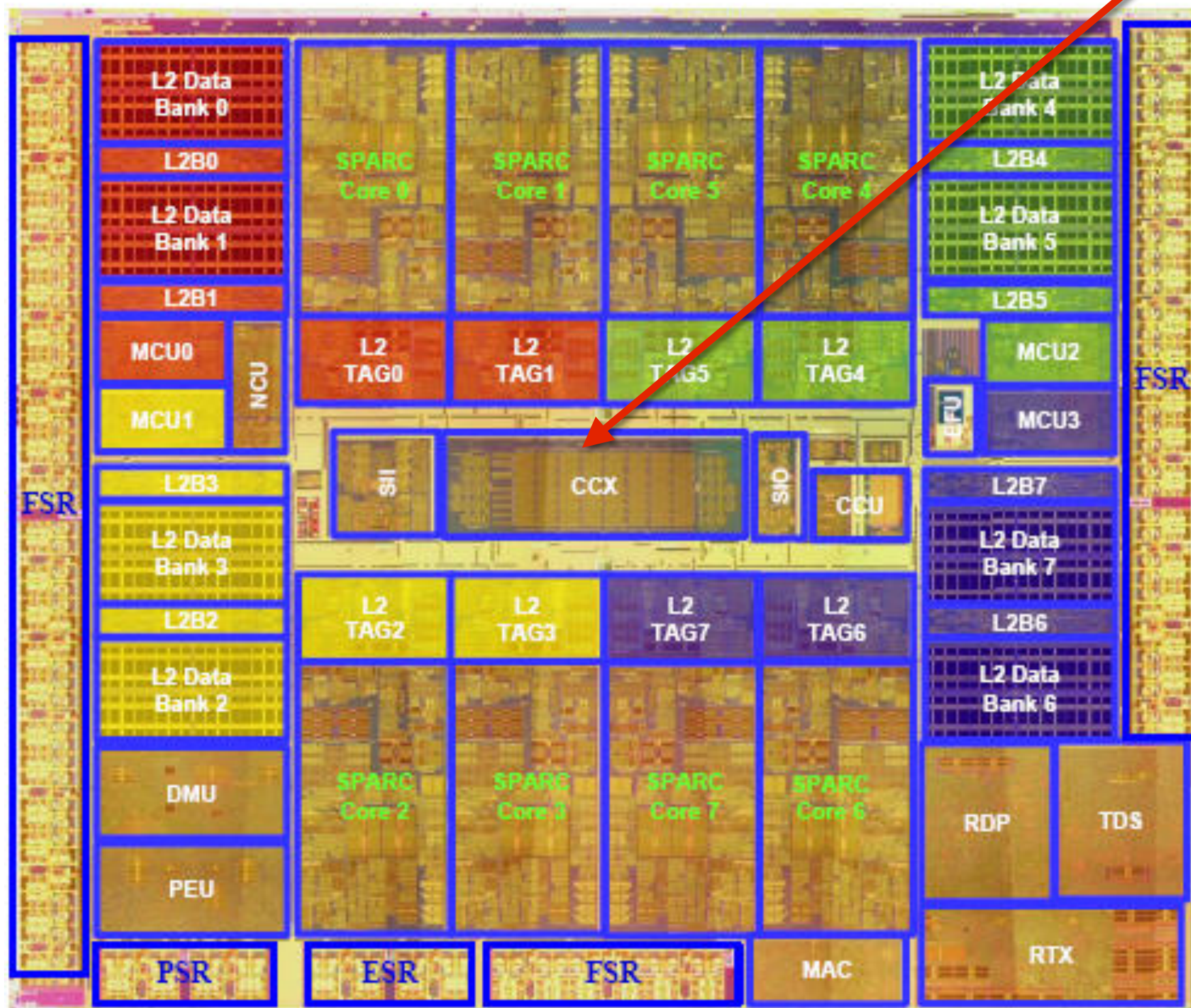


AMD Ryzen (8 cores)

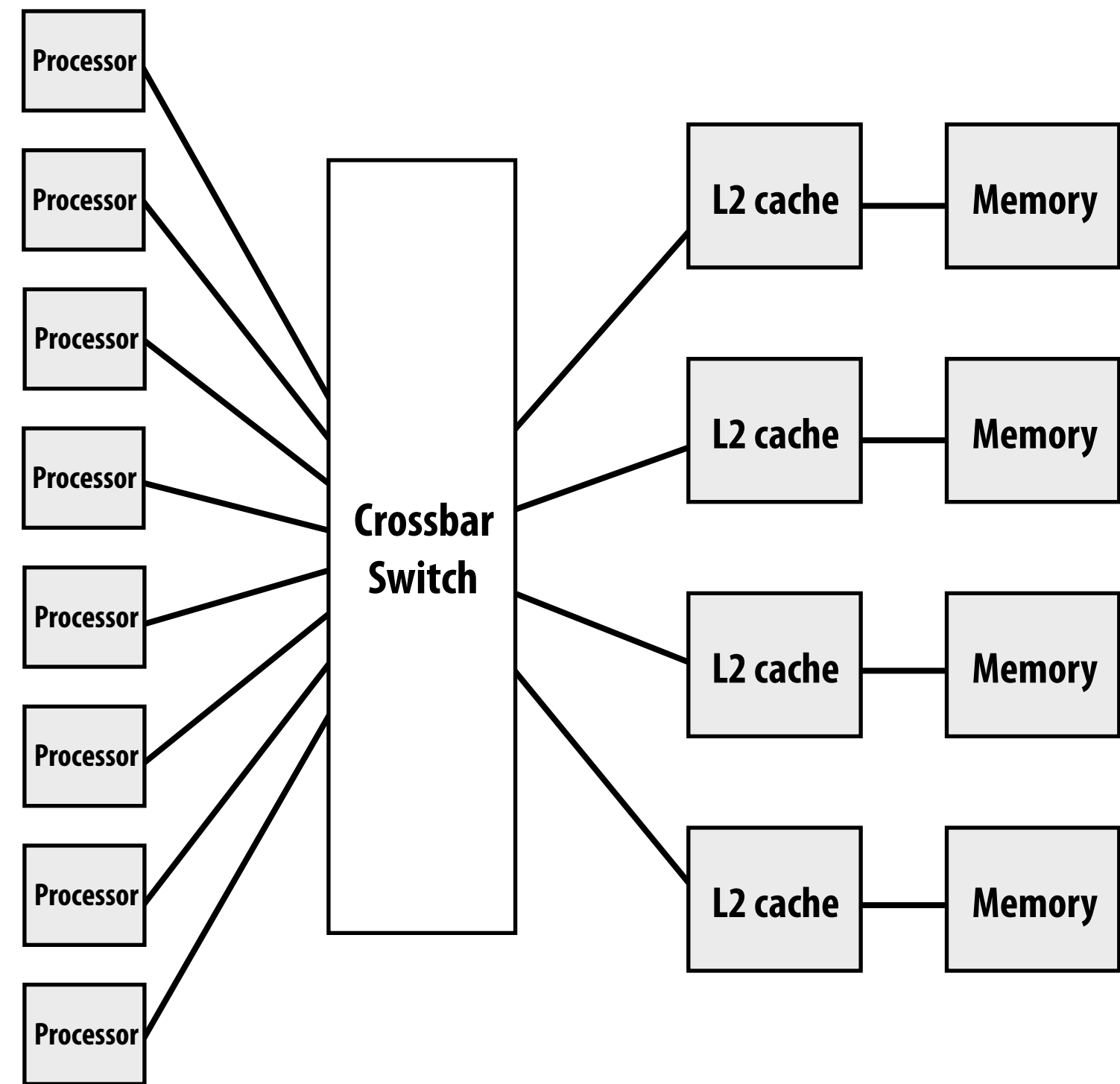


SUN Niagara 2 (UltraSPARC T2)

Note area of crossbar: about die area of one core

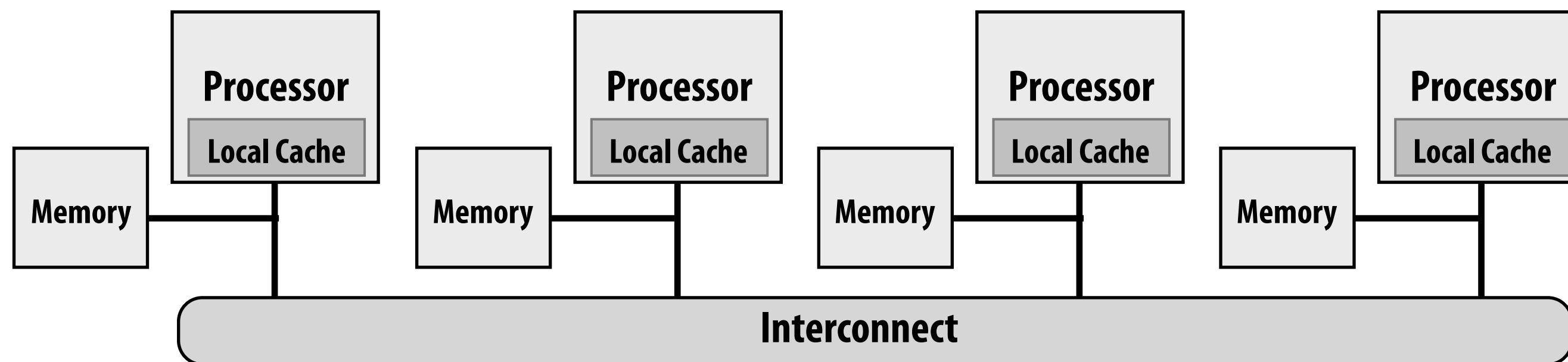


Eight cores



Non-uniform memory access (NUMA)


All processors can access any memory location, but... the cost of memory access (latency and/or bandwidth) is different for different processors



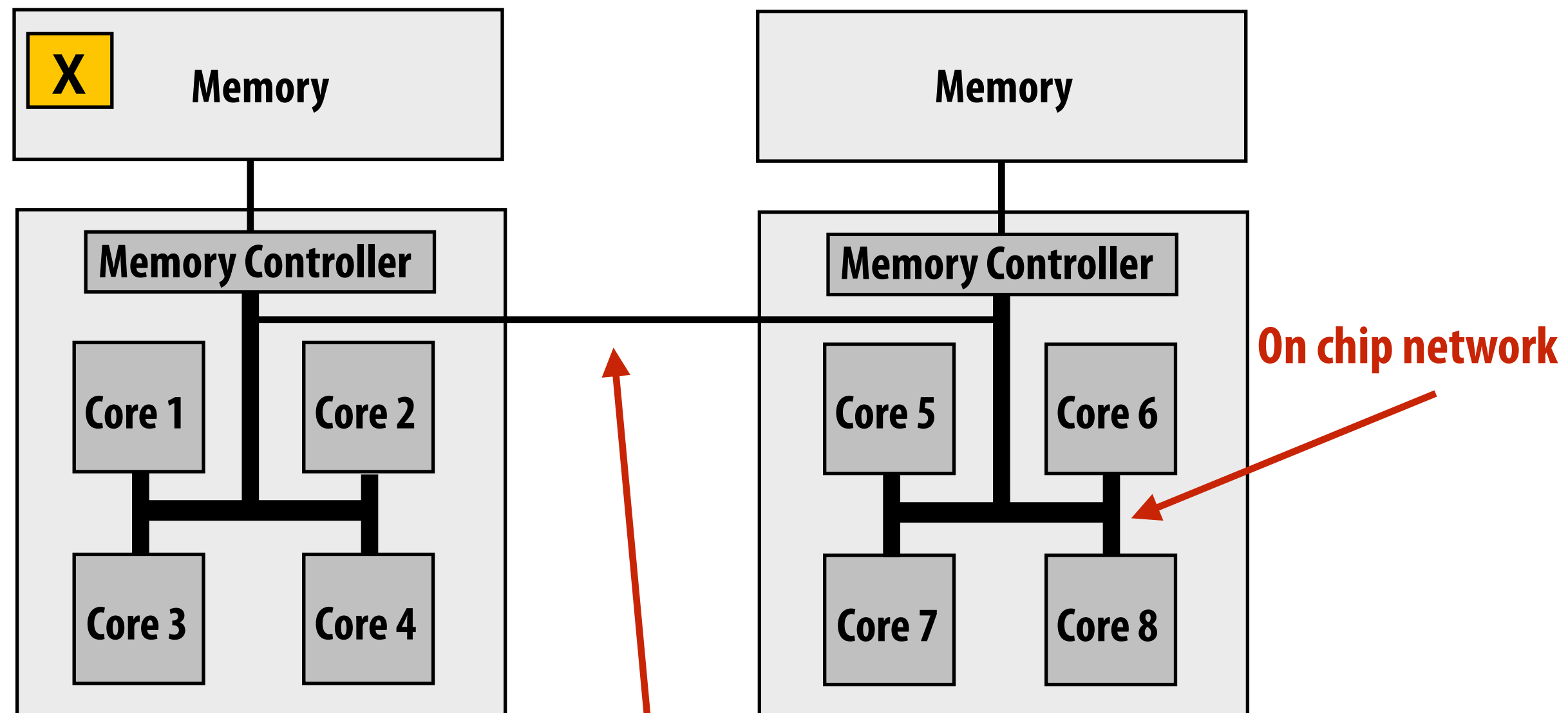
- Problem with preserving uniform access time in a system: **scalability**
 - **GOOD**: costs are uniform, **BAD**: they are **uniformly bad** (memory is uniformly far away)
- **NUMA** designs are **more scalable**
 - **Low latency** and **high bandwidth** to **local memory**
- Cost is increased programmer effort for performance tuning
 - Finding, exploiting locality is important to performance (want most memory accesses to be to local memories)

Non-uniform memory access (NUMA)

Example: latency to access address X is higher from cores 5-8 than cores 1-4



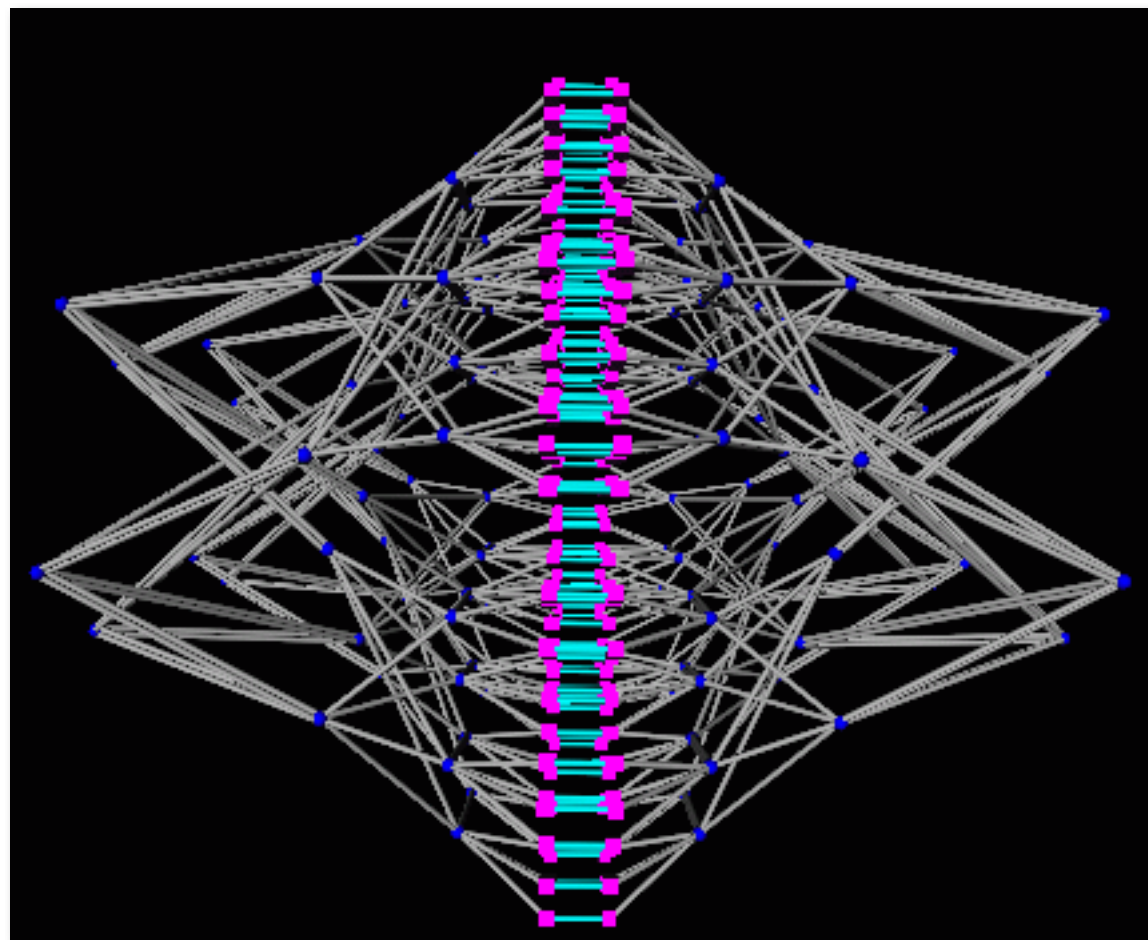
Example: modern dual-socket configuration



AMD Hyper-transport /
Intel QuickPath (QPI)

SGI Altix UV 1000

- 256 blades, 2 CPUs per blade, 8 cores per CPU = **4096 cores**
- **Single shared address space**
- **Interconnect: fat tree**



Fat tree topology



Image credit: Pittsburgh Supercomputing Center

Summary: shared address space model

■ Communication abstraction

- Threads read/write **shared variables**
- Threads manipulate **synchronization** primitives: locks, semaphors, etc.
- Logical extension of uniprocessor programming *

■ Requires hardware support to implementation efficiently

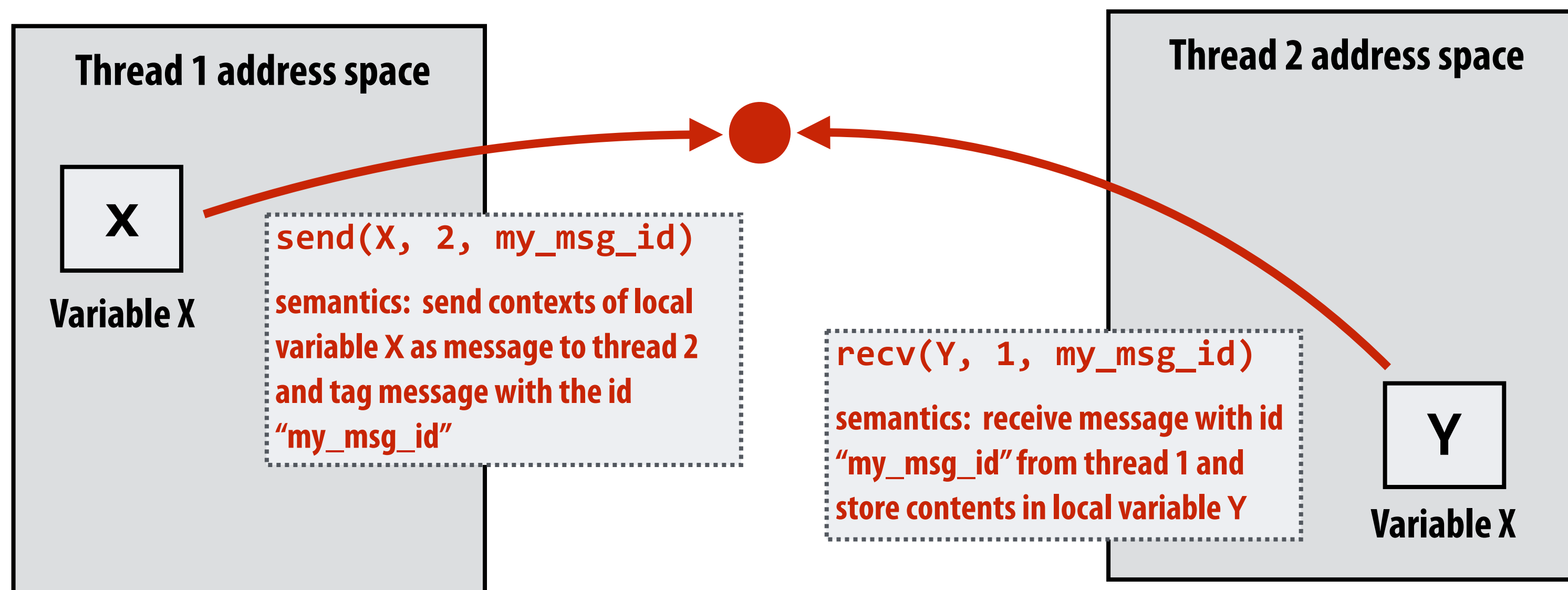
- Any processor can load and store from any address (its shared address space!)
- Even with NUMA, costly to scale
(one of the reasons why supercomputers are expensive)

* But NUMA implementation requires reasoning about locality for performance

Message passing model of communication

Message passing model (abstraction)


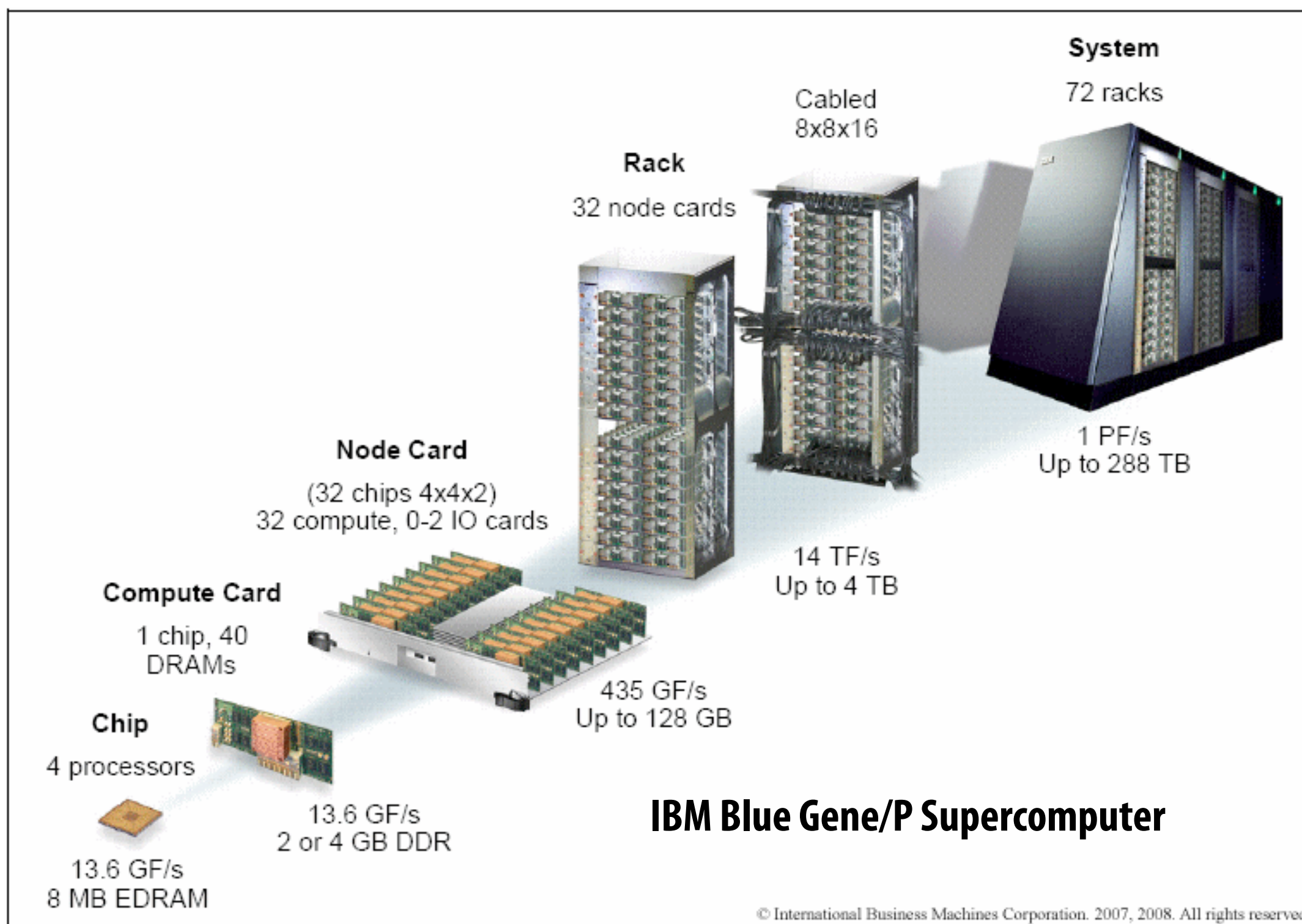
- Threads operate within their own **private address spaces**
- Threads **communicate** by **sending/receiving messages**
 - **send**: specifies recipient, buffer to be transmitted, and optional message identifier (“tag”)
 - **receive**: sender, specifies buffer to store data, and optional message identifier
 - Sending messages is the only way to exchange data between threads 1 and 2



(Communication operations shown in red)

Message passing (implementation)

- Popular software library: **MPI** (message passing interface)
- Hardware need not implement system-wide loads and stores to execute message passing programs (need only be able to communicate messages)
 - Can connect commodity systems together to form large parallel machine (message passing is a programming model for clusters)



**Cluster of workstations
(Infiniband network)**

15-418/618 “latedays” cluster

- **15 node cluster***
 - **1 head node, 14 worker nodes accessible via a batch job queue**
- **Each node contains:**
 - **Two, six-core Xeon e5-2620 v3 processors (844 GFLOPS peak)**
 - **2.4 GHz, 15MB L3 cache, hyper-threading, AVX2 (“8-wide”) instruction support**
 - **16 GB RAM (60 GB/sec bandwidth)**
 - **NVIDIA K40 GPU (4.2 TFLOPS peak)**
 - **One Xeon Phi 5110p co-processor board (2 TFLOPS peak)**
 - **60 “simple” 1 GHz x86 cores**
 - **4-threads per core, AVX512 (“16-wide”) instruction support**
 - **8 GB RAM (320 GB/sec bandwidth)**
- **Total peak single precision flops: 105 TFLOPS**
 - **Interesting stat: would have been #2 machine in the world in 2005**
- **Machines connected via Ethernet. Ick. :-)**

* There are also three other nodes that have Titan X GPUs instead of Phis and K40s (so add another 20 TFLOPS if you are counting)

The correspondence between programming models and machine types is fuzzy

- Common to **implement message passing abstractions on machines that implement a shared address space in hardware**
 - “Sending message” = copying memory from message library buffers
 - “Receiving message” = copy data from message library buffers
- Can **implement shared address space abstraction on machines that do not support it in HW (via less efficient SW solution)**
 - Mark all pages with shared variables as invalid
 - Page-fault handler issues appropriate network requests
- **Keep in mind: what is the programming model (abstractions used to specify program)? and what is the HW implementation?**

The data-parallel model

Recall: programming models impose structure on programs

■ **Shared address space: very little structure**

- All threads can read and write to all shared variables
- Pitfall: due to implementation: not all reads and writes have the same cost (and that cost is not apparent in program text)

■ **Message passing: highly structured communication**

- All communication occurs in the form of messages (can read program and see where the communication is)

■ **Data-parallel: very rigid computation structure**

- Programs perform same function on different data elements in a collection

Data-parallel model

■ **Historically: same operation on each element of an array**

- Matched capabilities SIMD supercomputers of 80's
- Connection Machine (CM-1, CM-2): thousands of processors, one instruction decode unit
- Cray supercomputers: vector processors
 - `add(A, B, n)` ← this was one instruction on vectors A, B of length n

■ **Matlab is another good example: $C = A + B$** (A, B, and C are vectors of same length)

■ **Today: often takes form of SPMD programming**

- `map(function, collection)`
- Where `function` is applied to each element of `collection` independently
- `function` may be a complicated sequence of logic (e.g., a loop body)
- Synchronization is implicit at the end of the map (map returns when function has been applied to all elements of `collection`)

Data parallelism in ISPC

```
// main C++ code:
const int N = 1024;
float* x = new float[N];
float* y = new float[N];

// initialize N elements of x here
absolute_value(N, x, y);
```

Think of **loop body** as **function** (from the previous slide)


foreach construct is a **map**

Given this program, it is reasonable to think of the program as mapping the loop body onto each element of the arrays X and Y.

But if we want to be more precise: the collection is not a first-class ISPC concept. It is implicitly defined by how the program has implemented array indexing logic.

(There is no operation in ISPC with the semantic: “map this code over all elements of this array”)

```
// ISPC code:
export void absolute_value(
    uniform int N,
    uniform float* x,
    uniform float* y)
{
    foreach (i = 0 ... N)
    {
        if (x[i] < 0)
            y[i] = -x[i];
        else
            y[i] = x[i];
    }
}
```



Data parallelism in ISPC

```
// main C++ code:  
const int N = 1024;  
float* x = new float[N/2];  
float* y = new float[N];  
  
// initialize N/2 elements of x here  
  
absolute_repeat(N/2, x, y);
```

Think of loop body as function

foreach construct is a map

Collection is implicitly defined by array indexing logic

```
// ISPC code:  
export void absolute_repeat(  
    uniform int N,  
    uniform float* x,  
    uniform float* y)  
{  
    foreach (i = 0 ... N)  
    {  
        if (x[i] < 0)  
            y[2*i] = -x[i];  
        else  
            y[2*i] = x[i];  
        y[2*i+1] = y[2*i];  
    }  
}
```

This is also a valid ISPC program!

It takes the absolute value of elements of x, then repeats it twice in the output array y

(Less obvious how to think of this code as mapping the loop body onto existing collections.)

Data parallelism in ISPC

```
// main C++ code:  
const int N = 1024;  
float* x = new float[N];  
float* y = new float[N];  
  
// initialize N elements of x  
  
shift_negative(N, x, y);
```

Think of loop body as function

foreach construct is a map

Collection is implicitly defined by array indexing logic

```
// ISPC code:  
export void shift_negative(  
    uniform int N,  
    uniform float* x,  
    uniform float* y)  
{  
    foreach (i = 0 ... N)  
    {  
        if (i >= 1 && x[i] < 0)  
            y[i-1] = x[i];  
        else  
            y[i] = x[i];  
    }  
}
```

This program is non-deterministic!

Possible for multiple iterations of the loop body to write to same memory location

Data-parallel model (foreach) provides no specification of order in which iterations occur

Model provides no primitives for fine-grained mutual exclusion/synchronization). It is not intended to help programmers write programs with that structure

Data parallelism: a more “proper” way

Note: this is not ISPC syntax (more of our made-up syntax)

Main program:

```
const int N = 1024;

stream<float> x(N); // define collection
stream<float> y(N); // define collection

// initialize N elements of x here

// map function absolute_value onto
// streams (collections) x, y
absolute_value(x, y);
```

“Kernel” definition:

```
void absolute_value(float x, float y)
{
    if (x < 0)
        y = -x;
    else
        y = x;
}
```

Data-parallelism expressed in this functional form is sometimes referred to as the [stream programming model](#)

Streams: collections of elements. Elements can be processed independently


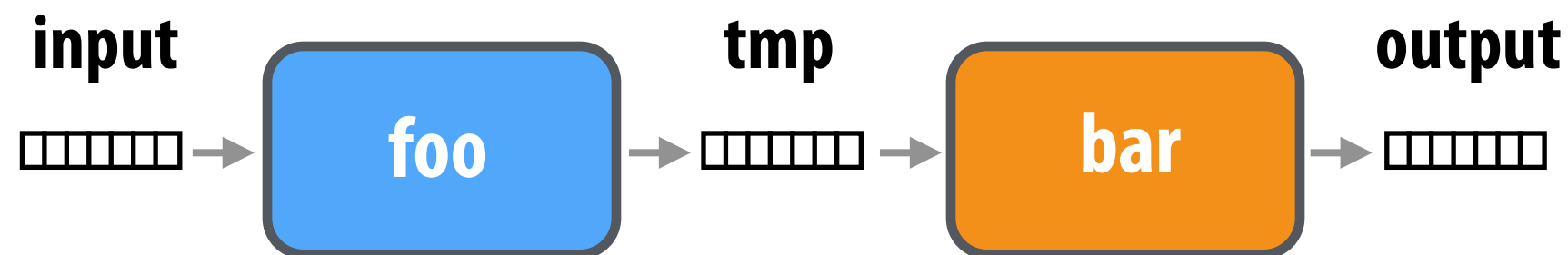
Kernels: side-effect-free functions. Operate element-wise on collections

Think of kernel inputs, outputs, temporaries for each invocation as a private address space

Stream programming benefits

```
const int N = 1024;
stream<float> input(N);
stream<float> output(N);
stream<float> tmp(N);
```

```
foo(input, tmp);
bar(tmp, output);
```



```
parallel_for(int i=0; i<N; i++)
{
    output[i] = bar(foo(input[x]));
}
```

Functions really are side-effect free!
(cannot write a non-deterministic program)

Program data flow is known by compiler:

Inputs and outputs of each invocation are known in advance: prefetching can be employed to hide latency.

Producer-consumer locality is known in advance: Implementation can be structured so outputs of first kernel are immediately processed by second kernel. (The values are stored in on-chip buffers/caches and never written to memory! Saves bandwidth!)

These optimizations are responsibility of stream program compiler. Requires global program analysis.

Stream programming drawbacks

```
const int N = 1024;
stream<float> input(N/2);
stream<float> tmp(N);
stream<float> output(N);

// double length of stream by replicating
// all elements 2x
stream_repeat(2, input, tmp);

absolute_value(tmp, output);
```

In our experience:

This is the achilles heel of all “proper” data-parallel/stream programming systems.

“If I just had one more operator”...

Need library of operators to describe complex data flows (see use of repeat operator at left to obtain same behavior as indexing code below)

Our experience: cross fingers and hope compiler is intelligent enough to generate code below from program at left.

```
// ISPC code:
export void absolute_repeat(
    uniform int N,
    uniform float* x,
    uniform float* y)
{
    foreach (i = 0 ... N)
    {
        float result;
        if (x[i] < 0)
            result = -x[i];
        else
            result = x[i];
        y[2*i+1] = y[2*i] = result;
    }
}
```

Gather/scatter: two key data-parallel communication primitives

Map `absolute_value` onto stream produced by gather:

```
const int N = 1024;
stream<float> input(N);
stream<int> indices;
stream<float> tmp_input(N);
stream<float> output(N);

stream_gather(input, indices, tmp_input);
absolute_value(tmp_input, output);
```

Map `absolute_value` onto stream, scatter results:

```
const int N = 1024;
stream<float> input(N);
stream<int> indices;
stream<float> tmp_output(N);
stream<float> output(N);

absolute_value(input, tmp_output);
stream_scatter(tmp_output, indices, output);
```

ISPC equivalent:

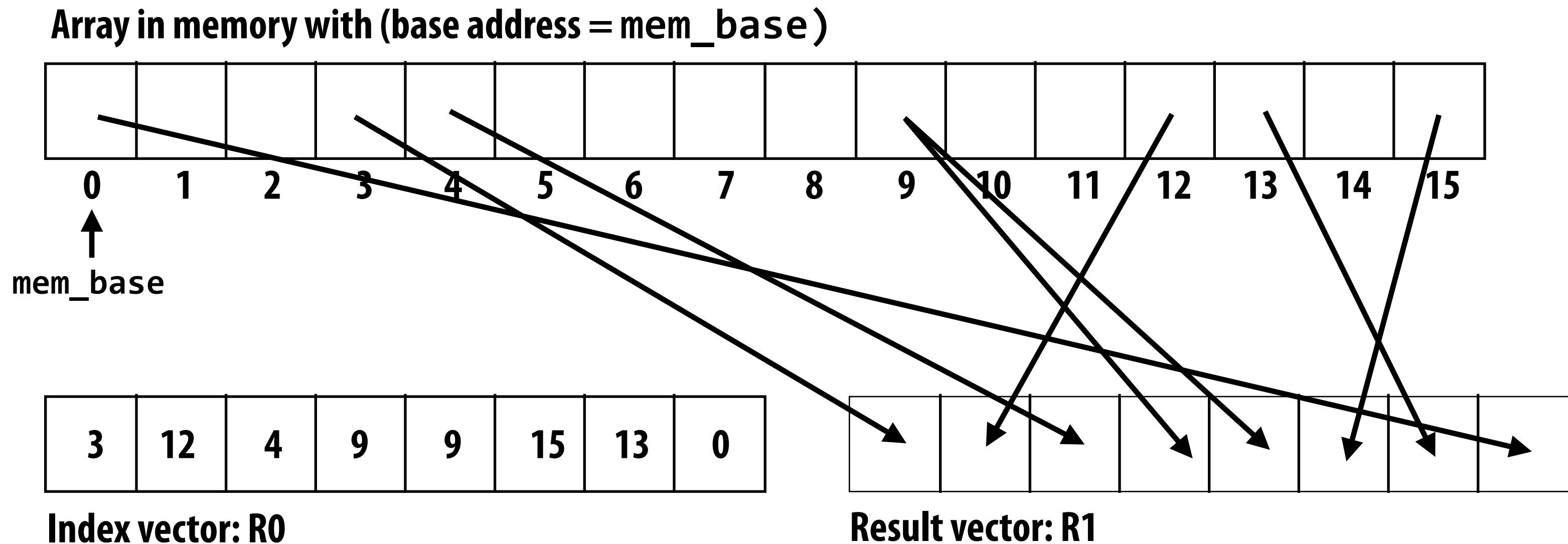
```
export void absolute_value(
    uniform float N,
    uniform float* input,
    uniform float* output,
    uniform int* indices)
{
    foreach (i = 0 ... n)
    {
        float tmp = input[indices[i]];
        if (tmp < 0)
            output[i] = -tmp;
        else
            output[i] = tmp;
    }
}
```

ISPC equivalent:

```
export void absolute_value(
    uniform float N,
    uniform float* input,
    uniform float* output,
    uniform int* indices)
{
    foreach (i = 0 ... n)
    {
        if (input[i] < 0)
            output[indices[i]] = -input[i];
        else
            output[indices[i]] = input[i];
    }
}
```

Gather instruction

`gather(R1, R0, mem_base);` "Gather from buffer `mem_base` into `R1` according to indices specified by `R0`."



Gather supported with AVX2 in 2013

But AVX2 does not support SIMD scatter (must implement as scalar loop)

Scatter instruction exists in AVX512

Hardware supported gather/scatter does exist on GPUs.

(still an expensive operation compared to load/store of contiguous vector)

Summary: data-parallel model

- Data-parallelism is about **imposing rigid program structure** to facilitate simple programming and advanced optimizations
- Basic structure: **map a function onto a large collection of data**
 - Functional: side-effect free execution
 - No communication among distinct function invocations
(allow invocations to be scheduled in any order, including in parallel)
- In practice that's how many simple programs work
- But... many modern performance-oriented data-parallel languages do not strictly enforce this structure
 - ISPC, OpenCL, CUDA, etc.
 - They choose flexibility/familiarity of imperative C-style syntax over the safety of a more functional form: it's been their key to their adoption
 - Opinion: sure, functional thinking is great, but programming systems sure should impose structure to facilitate achieving high-performance implementations, not hinder them

Three parallel programming models

■ Shared address space

- Communication is unstructured, implicit in loads and stores
- Natural way of programming, but can shoot yourself in the foot easily
 - Program might be correct, but not perform well

■ Message passing

- Structure all communication as messages
- Often harder to get first correct program than shared address space
- Structure often helpful in getting to first correct, scalable program

■ Data parallel

- Structure computation as a big “map” over a collection
- Assumes a shared address space from which to load inputs/store results, but model severely limits communication between iterations of the map (goal: preserve independent processing of iterations)
- Modern embodiments encourage, but don't enforce, this structure

Modern practice: mixed programming models

- Use **shared address space** programming **within a multi-core node** of a cluster, use **message passing** **between nodes**
 - Very, very common in practice
 - Use convenience of shared address space where it can be implemented efficiently (within a node), require explicit communication elsewhere
- **Data-parallel-ish programming models support shared-memory style synchronization primitives in kernels**
 - Permit limited forms of inter-iteration communication (e.g., CUDA, OpenCL)
- **In a future lecture... CUDA/OpenCL use data-parallel model to scale to many cores, but adopt shared-address space model allowing threads running on the same core to communicate.**

Summary

- **Programming models provide a way to think about the organization of parallel programs. They provide abstractions that admit many possible implementations.**
- **Restrictions imposed by these abstractions are designed to reflect realities of parallelization and communication costs**
 - **Shared address space machines:** hardware supports any processor accessing any address
 - **Messaging passing machines:** may have hardware to accelerate message send/receive/buffering
 - It is desirable to keep “abstraction distance” low so programs have predictable performance, but want it high enough for code flexibility/portability
- **In practice, you'll need to be able to think in a variety of ways**
 - Modern machines provide different types of communication at different scales
 - Different models fit the machine best at the various scales
 - Optimization may require you to think about implementations, not just abstractions