



Design and Debugging

18-213/613: Introduction to Computer Systems
11th Lecture, February 21, 2023

Announcements

- Homework #5 due Thurs February 23
- Lab 4 (cachelab) due Thurs March 3rd
- No new Homework released this week
- Upcoming: No in-class midterm, but Homework #6/#7 will be a low-stakes take-home midterm
 - Out Mon February 27th at 10 pm ET. Due Fri March 24th at 11:59 pm ET.
 - 80 minutes self-timed. Covers through caching. Questions similar to homeworks, but only one attempt. Open book.
 - Tests what you've learned, as in a real midterm (and as in the Final).
 - Low-stakes: Only 4% of grade (could even be one of your two "dropped" HWs).
 - February the 27th small groups will be a midterm review.

Outline

- **Caches (left over from previous lecture)**
 - Rearranging loops to improve spatial locality
 - Using blocking to improve temporal locality
- **Debugging**
 - Defects and Failures
 - Scientific Debugging
 - Tools
- **Design**
 - Managing complexity
 - Communication
 - Naming
 - Comments

Matrix Multiplication Example

■ Description:

- Multiply $N \times N$ matrices
- Matrix elements are doubles (8 bytes)
- $O(N^3)$ total operations
- N reads per source element
- N values summed per destination
 - but may be able to hold in register

```
/* ijk */
for (i=0; i<n; i++) {
    for (j=0; j<n; j++) {
        sum = 0.0;
        for (k=0; k<n; k++)
            sum += a[i][k] * b[k][j];
        c[i][j] = sum;
    }
}
```

Variable sum held in register

matmult/mm.c

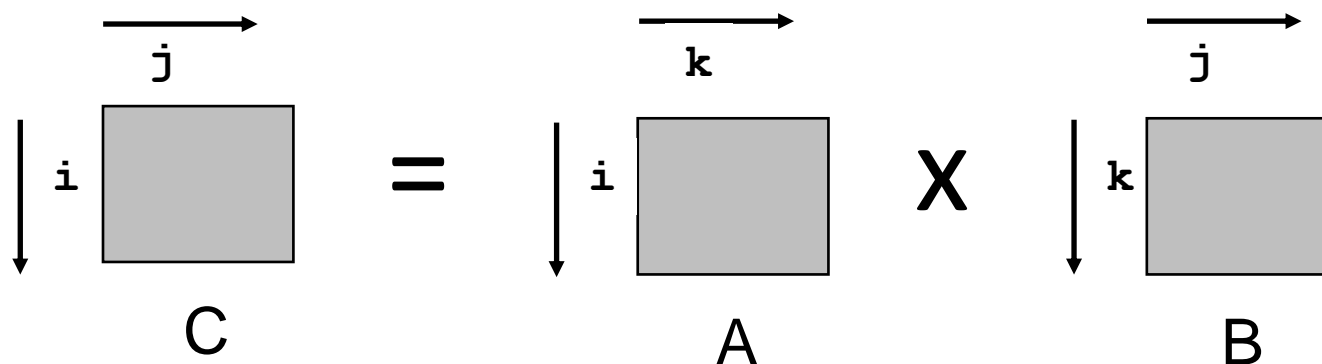
Miss Rate Analysis for Matrix Multiply

■ Assume:

- Block size = 64B (big enough for eight doubles)
- Matrix dimension (N) is very large
 - Approximate $1/N$ as 0.0
- Cache is not even big enough to hold multiple rows

■ Analysis Method:

- Look at access pattern of inner loop



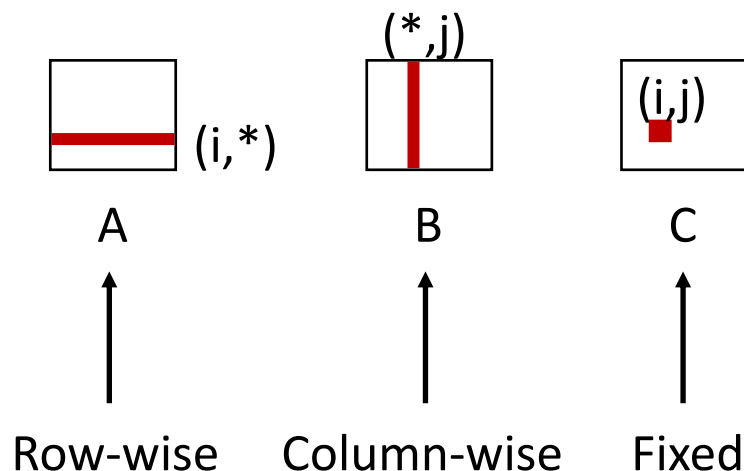
Matrix Multiplication (ijk)

```

/* ijk */
for (i=0; i<n; i++) {
  for (j=0; j<n; j++) {
    sum = 0.0;
    for (k=0; k<n; k++)
      sum += a[i][k] * b[k][j];
    c[i][j] = sum;
  }
}
                                     matmult/mm.c

```

Inner loop:



Miss rate for inner loop iterations:

<u>A</u>	<u>B</u>	<u>C</u>
0.125	1.0	0.0

Avg misses/iter = 1.125

Block size = 64B (eight doubles)

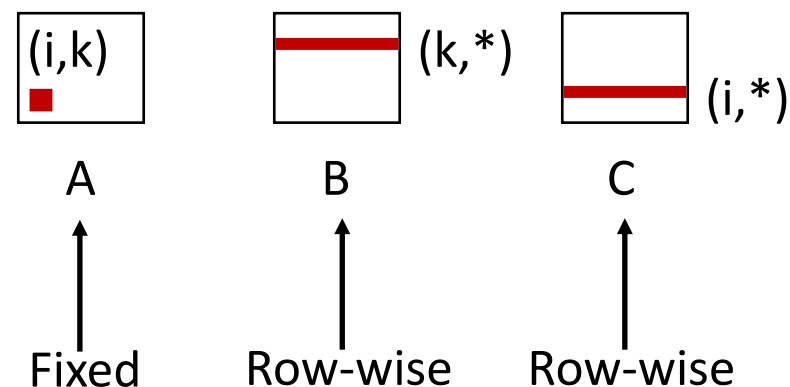
Matrix Multiplication (kij)

```

/* kij */
for (k=0; k<n; k++) {
  for (i=0; i<n; i++) {
    r = a[i][k];
    for (j=0; j<n; j++)
      c[i][j] += r * b[k][j];
  }
}
                                     matmult/mm.c

```

Inner loop:



Miss rate for inner loop iterations:

<u>A</u>	<u>B</u>	<u>C</u>
0.0	0.125	0.125

Avg misses/iter = 0.25

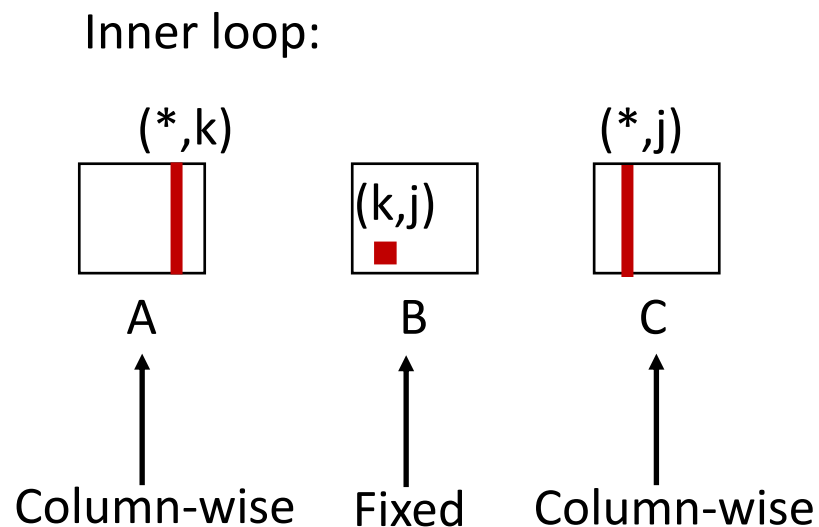
Block size = 64B (eight doubles)

Matrix Multiplication (jki)

```

/* jki */
for (j=0; j<n; j++) {
  for (k=0; k<n; k++) {
    r = b[k][j];
    for (i=0; i<n; i++)
      c[i][j] += a[i][k] * r;
  }
}
                                     matmult/mm.c

```



Miss rate for inner loop iterations:

<u>A</u>	<u>B</u>	<u>C</u>
1.0	0.0	1.0

Avg misses/iter = 2.0

Block size = 64B (eight doubles)

Summary of Matrix Multiplication

```

for (i=0; i<n; i++) {
  for (j=0; j<n; j++) {
    sum = 0.0;
    for (k=0; k<n; k++)
      sum += a[i][k] * b[k][j];
    c[i][j] = sum;
  }
}

```

ijk (& jik):

- 2 loads, 0 stores
- avg misses/iter = **1.125**

```

for (k=0; k<n; k++) {
  for (i=0; i<n; i++) {
    r = a[i][k];
    for (j=0; j<n; j++)
      c[i][j] += r * b[k][j];
  }
}

```

kij (& ikj):

- 2 loads, 1 store
- avg misses/iter = **0.25**

```

for (j=0; j<n; j++) {
  for (k=0; k<n; k++) {
    r = b[k][j];
    for (i=0; i<n; i++)
      c[i][j] += a[i][k] * r;
  }
}

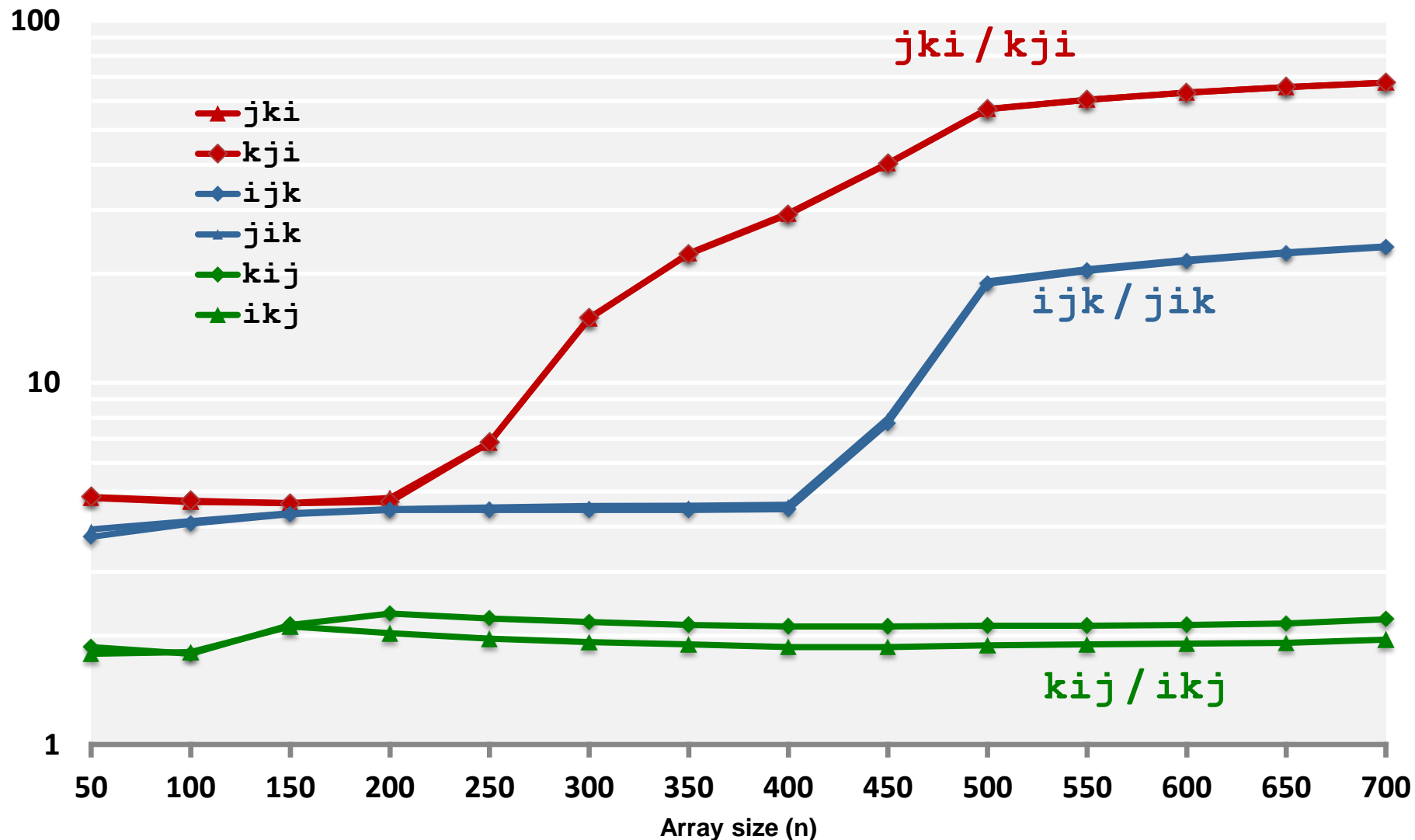
```

jki (& kji):

- 2 loads, 1 store
- avg misses/iter = **2.0**

Core i7 Matrix Multiply Performance

Cycles per inner loop iteration



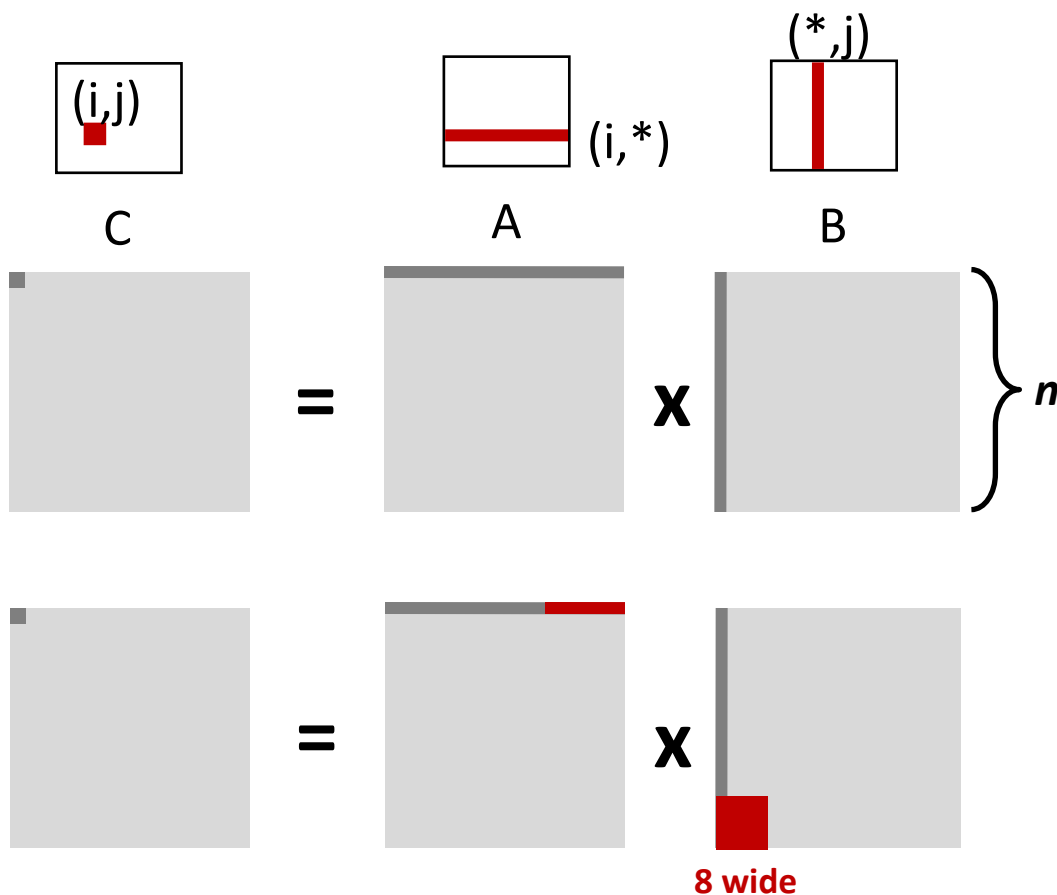
Matrix Multiplication Cache Miss Analysis

■ Assume:

- Matrix elements are doubles. Cache line = 8 doubles
- Cache size $C \ll n$ (much smaller than n)

■ First iteration (ijk):

- $n/8 + n = 9n/8$ misses

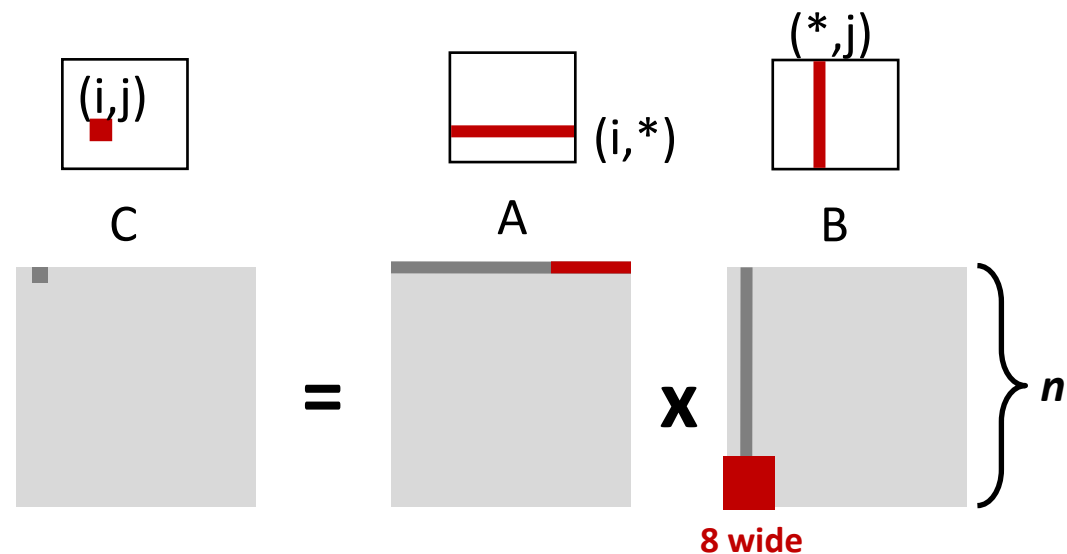


- Afterwards **in cache:**
(schematic)

Cache Miss Analysis (cont)

■ Assume:

- Matrix elements are doubles. Cache line = 8 doubles
- Cache size $C \ll n$ (much smaller than n)



■ Second iteration:

- Again:
 $n/8 + n = 9n/8$ misses

■ Total misses:

- $(9n/8) n^2 = (9/8) n^3$

Blocked Matrix Multiplication

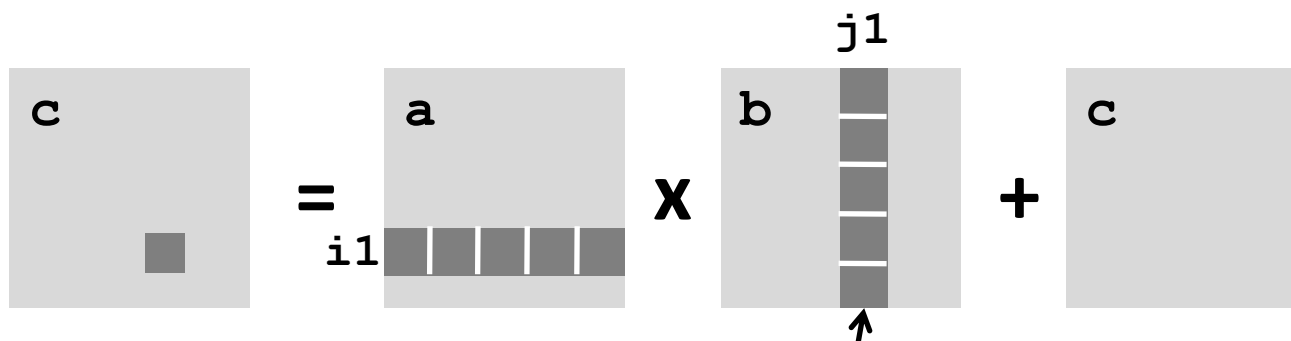
```

c = (double *) calloc(sizeof(double), n*n);

/* Multiply n x n matrices a and b */
void mmm(double *a, double *b, double *c, int n) {
    int i, j, k;
    for (i = 0; i < n; i+=L)
        for (j = 0; j < n; j+=L)
            for (k = 0; k < n; k+=L)
                /* L x L mini matrix multiplications */
                for (i1 = i; i1 < i+L; i1++)
                    for (j1 = j; j1 < j+L; j1++)
                        for (k1 = k; k1 < k+L; k1++)
                            c[i1*n+j1] += a[i1*n + k1]*b[k1*n + j1];
}

```

matmult/bmm.c



Block size $L \times L$

Cache Miss Analysis

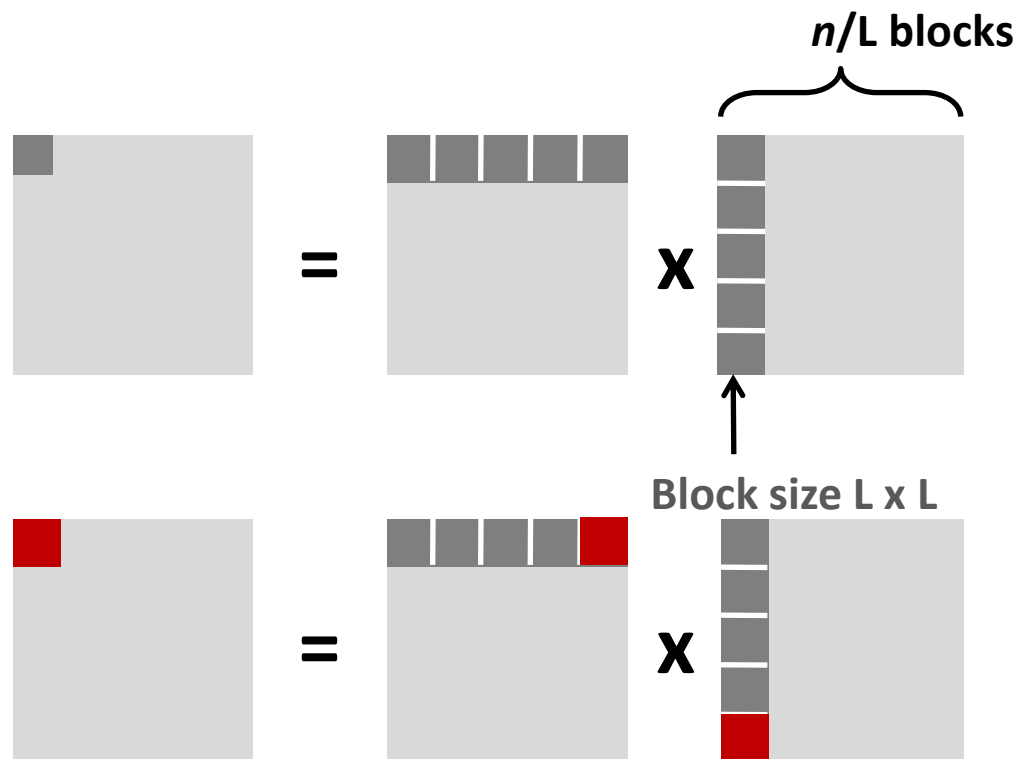
■ Assume:

- Cache line = 8 doubles. Blocking size $L \geq 8$
- Cache size $C \ll n$ (much smaller than n)
- Three blocks \blacksquare fit into cache: $3L^2 < C$

■ First (block) iteration:

- Misses per block: $L^2/8$
- Blocks per Iteration: $2n/L$
(omitting matrix c)
- Misses per Iteration:
 $2n/L \times L^2/8 = nL/4$

- Afterwards in cache
(schematic)



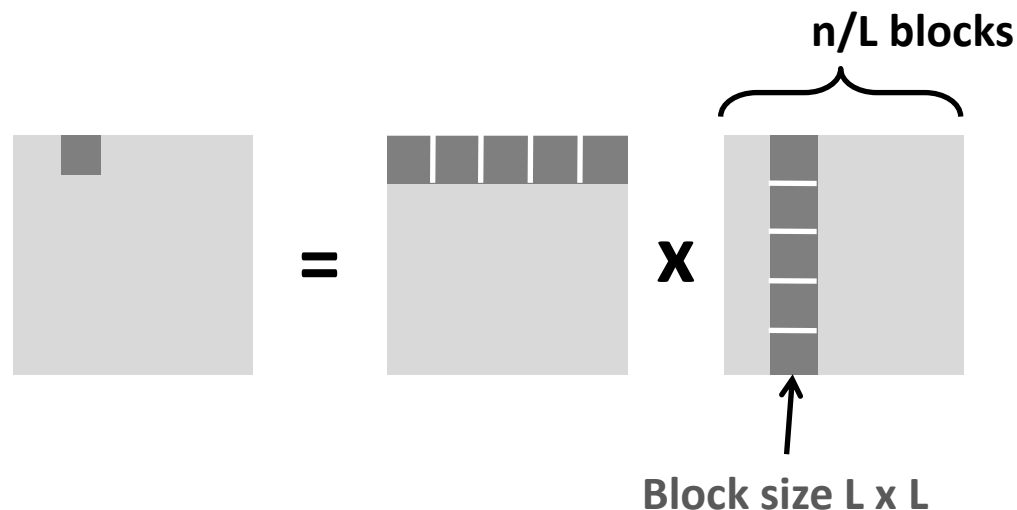
Cache Miss Analysis

■ Assume:

- Cache line = 8 doubles. Blocking size $L \geq 8$
- Cache size $C \ll n$ (much smaller than n)
- Three blocks \blacksquare fit into cache: $3L^2 < C$

■ Second (block) iteration:

- Same misses as first iteration
- $2n/L \times L^2/8 = nL/4$



■ Total misses:

- $nL/4$ misses per iteration $\times (n/L)^2$ iterations = $n^3/(4L)$ misses

Blocking Summary

- No blocking (ijk) : $(9/8) n^3$ misses
- Blocking: $(1/(4L)) n^3$ misses
- Use largest block size L , such that L satisfies $3L^2 < C$
 - Fit three blocks in cache! Two input, one output.
- Reason for dramatic difference:
 - Matrix multiplication has inherent temporal locality:
 - Input data: $3n^2$, computation $2n^3$
 - Every array elements used $O(n)$ times!
 - But program has to be written properly

Outline

- Caches (left over from previous lecture)
 - Rearranging loops to improve spatial locality
 - Using blocking to improve temporal locality
- **Debugging**
 - Defects and Failures
 - Scientific Debugging
 - Tools
- **Design**
 - Managing complexity
 - Communication
 - Naming
 - Comments

After this lecture

- **You will be able to:**
 - Describe the steps to debug complex code failures
 - Identify ways to manage the complexity when programming
 - State guidelines for communicating the intention of the code

Atlas-Centaur

- **Centaur second stage failed after entering an uncontrolled spin**
 - Investigation - turbopumps relied on gas expansion and clogged from plastic remnants of scouring pads
 - Proposed Solution - Bake off plastic

- **Next launch – second stage failed after entering an ...**
 - Further investigation – a valve had been leaking for years
 - Increased need for engine efficiency pushed this leak into failure range

- **What happened?**
 - The second time they reproduced the failure

<https://www.thespacereview.com/article/1321/1>

Defects and Infections

- 1. The programmer creates a defect**
- 2. The defect causes an infection**
- 3. The infection propagates**
- 4. The infection causes a failure**

Curse of Debugging

- **Not every defect causes a failure!**

- **Testing can only show the presence of errors – not their absence. (Dijkstra 1972)**

Defects to Failures

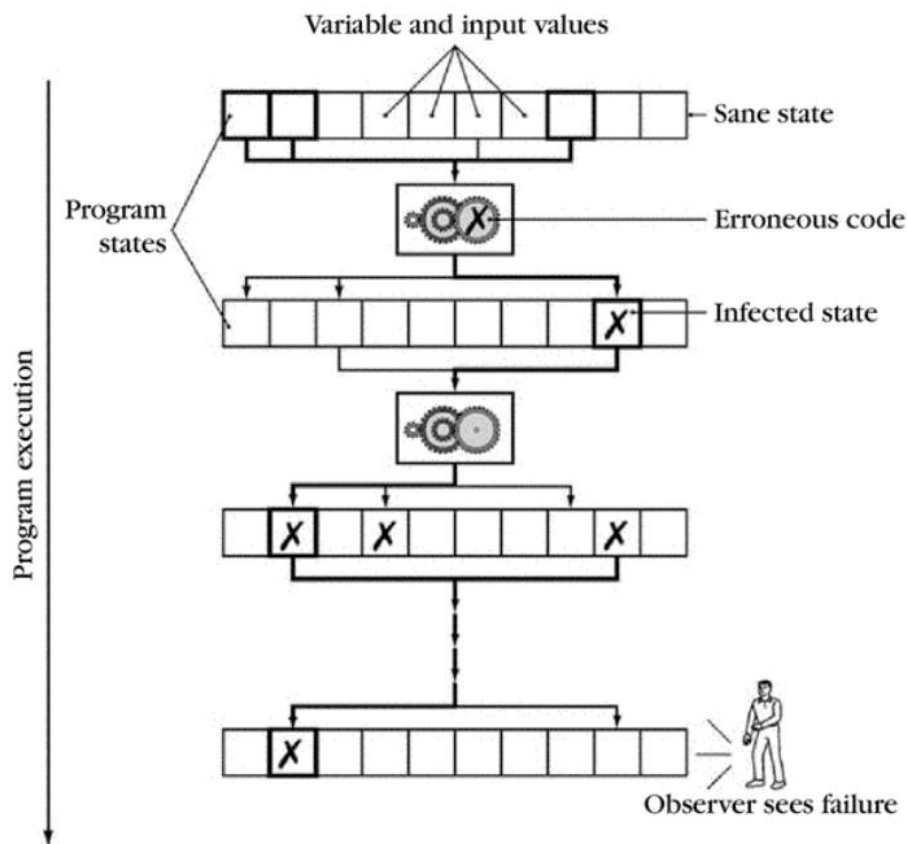
- **Code with defects will introduce erroneous or “infected” state**

- Correct code may propagate this state
 - Eventually an erroneous state is observed

- **Some executions will not trigger the defect**

- Others will not propagate “infected” state

- **Debugging sifts through the code to find the defect**



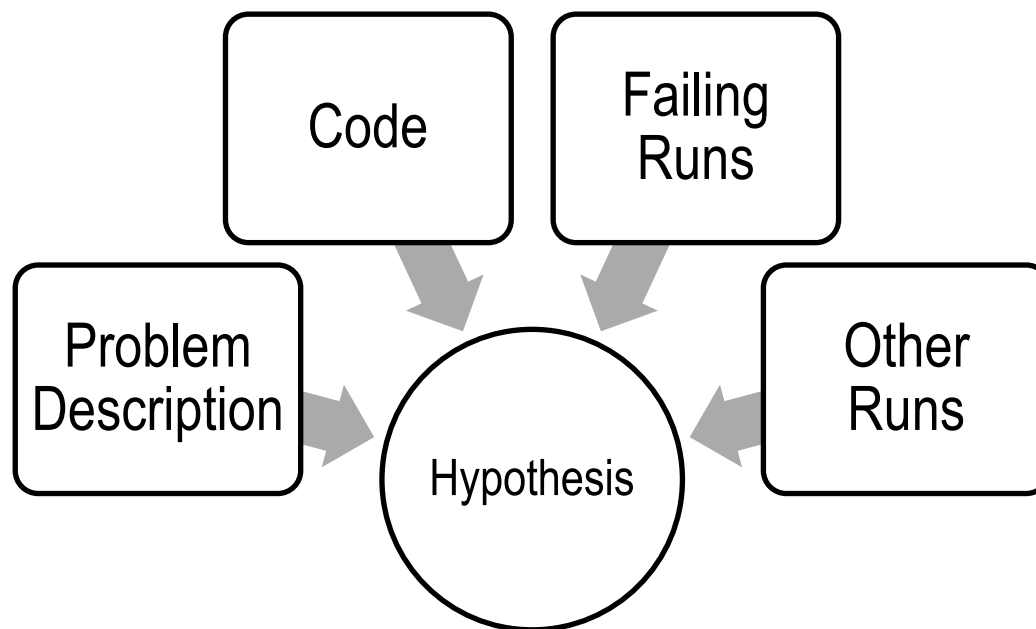
Explicit Debugging

■ Stating the problem

- Describe the problem aloud or in writing
 - A.k.a. “Rubber duck” or “teddy bear” method
- Often a comprehensive problem description is sufficient to solve the failure

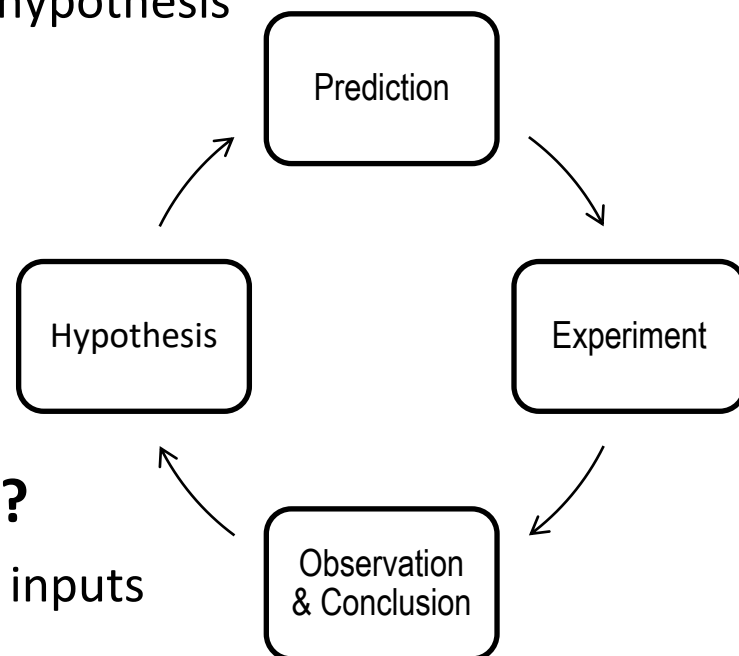
Scientific Debugging

- **Before debugging, you need to construct a hypothesis as to the defect**
 - Propose a possible defect and why it explains the failure conditions
- **Ockham's Razor (Occam's Razor) – given several hypotheses, pick the simplest / closest to current work**



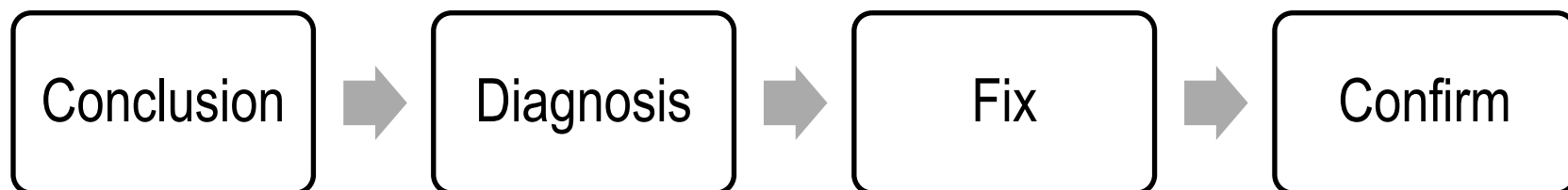
Scientific Debugging

- **Make predictions based on your hypothesis**
 - What do you expect to happen under new conditions
 - What data could confirm or refute your hypothesis
- **How can I collect that data?**
 - What experiments?
 - What collection mechanism?
- **Does the data refute the hypothesis?**
 - Refine the hypothesis based on the new inputs



Scientific Debugging

- **A set of experiments has confirmed the hypothesis**
 - This is the diagnosis of the defect
- **Develop a fix for the defect**
- **Run experiments to confirm the fix**
 - Otherwise, how do you know that it is fixed?



Code with a Bug

```
int fib(int n)
{
    int f, f0 = 1, f1 = 1;
    while (n > 1) {
        n = n - 1;
        f = f0 + f1;
        f0 = f1;
        f1 = f;
    }
    return f;
}
```

```
int main(..) {
    ..
    for (i = 9; i > 0; i--)
        printf("fib(%d)=%d\n",
            i, fib(i));
}
```

```
$ gcc -o fib fib.c
fib(9)=55
fib(8)=34
...
fib(2)=2
fib(1)=134513905
```



A defect has caused a failure.

Constructing a Hypothesis

- **Specification defined the first Fibonacci number as 1**
 - We have observed working runs (e.g., fib(2))
 - We have observed a failing run
 - We then read the code
- **fib(1) failed // Hypothesis**

Code	Hypothesis
for (i = 9; ...)	Result depends on order of calls
while (n > 1) {	Loop check is incorrect
int f;	F is uninitialized

Brute Force Approach

■ First, compilation flags

- MUST include “-Wall”
- Should include “-Werror”

```
Prompt> gcc -Wall -Werror -O3 -o badfib badfib.c
badfib.c: In function `fib':
badfib.c:12:5: error: `f' may be used uninitialized in this function [-Werror=uninitialized]
    return f;
           ^
cc1: all warnings being treated as errors
```

Brute Force Approach

■ First, compilation flags: “-”

- MUST include “-Wall”
- Should include “-Werror”

■ Second, other optimization

- Try at least -O3 and -O0

```
prompt>gcc -O3 -o badfib badfib.c
prompt>./badfib
```

```
...
fib(2)=2
fib(1)=0
fib(0)=0
```

```
prompt>gcc -O2 -o badfib badfib.c
prompt>./badfib
```

```
...
fib(2)=2
fib(1)=0
fib(0)=0
```

```
prompt>gcc -O1 -o badfib badfib.c
prompt>./badfib
```

```
...
fib(2)=2
fib(1)=9
fib(0)=9
```

```
prompt>gcc -O0 -o badfib badfib.c
prompt>./badfib
```

```
...
fib(2)=2
fib(1)=2
```

Brute Force Approach

- **First, compilation flags: “-Wall -Werror”**
 - MUST include “-Wall”
 - Should include “-Werror”
- **Second, other optimization levels**
 - Try at least -O3 and -O0
- **Valgrind (even if your program appears to be working!)**
 - Run on both -O3 and -O0
 - Only run after all warnings are gone!


```
prompt> gcc -g -O3 -o badfib badfib.c
```

```
prompt> valgrind badfib
```

```
==1462== Memcheck, a memory error detector
```

```
==1462== Copyright (C) 2002-2017, and GNU GPL'd, by Julia
```

```
==1462== Using Valgrind-3.13.0 and LibVEX; rerun with -h
```

```
==1462== Command: badfib
```

```
==1462==
```

```
fib(9)=55
```

```
fib(8)=34
```

```
fib(7)=21
```

```
fib(6)=13
```

```
fib(5)=8
```

```
fib(4)=5
```

```
fib Valgrind is not perfect. On -O3 it finds no errors!
```

```
fib(2)=2
```

```
fib(1)=0
```

```
fib(0)=0
```

```
==1462==
```

```
prompt> gcc -g -O0 -o badfib badfib.c
```

```
prompt> valgrind badfib
```

```
==1561== Memcheck, a memory error detector
```

```
==1561== Copyright (C) 2002-2017, and GNU GPL'd, by Julia
```

```
==1561== Using Valgrind-3.13.0 and LibVEX; rerun with -h
```

```
==1561== Command: badfib
```

```
==1561==
```

```
fib(9)=55
```

```
fib(8)=34
```

```
fib(7)=21
```

```
fib(6)=13
```

```
fib(5)=8
```

```
fib(4)=5
```

```
fib Valgrind is not perfect, but pretty darn good.
```

```
fib(2)=2
```

```
==1561== Conditional jump or move depends on uninitialise
```

```
==1561== at 0x4E988DA: vfprintf (vfprintf.c:1642)
```

```
==1561== by 0x4EA0F25: printf (printf.c:33)
```

Constructing a Hypothesis

- **Specification defined $\text{fib}(1) = 1$**
 - We have observed working runs (e.g., $\text{fib}(2)$)
 - We have observed a failing run
 - We then read the code

```
int fib(int n)
{
    int f, f0 = 1, f1 = 1;
    while (n > 1) {
        n = n - 1;
        f = f0 + f1;
        f0 = f1;
        f1 = f;
    }
    return f;
}
```

- **$\text{fib}(1)$ failed** **// Hypothesis**

Code	Hypothesis
for (i = 9; ...)	Result depends on order of calls
while (n > 1) {	Loop check is incorrect
int f;	F is uninitialized

Prediction

■ Propose a new condition or conditions

- What will logically happen if your hypothesis is correct?
- What data can be

■ **fib(1) failed** // Hypothesis

- // Result depends on order of calls
 - If fib(1) is called first, it will return correctly.
- // Loop check is incorrect
 - Change to $n \geq 1$ and run again.
- // f is uninitialized
 - Change to `int f = 1;`

```
int fib(int n)
{
    int f, f0 = 1, f1 = 1;
    while (n > 1) {
        n = n - 1;
        f = f0 + f1;
        f0 = f1;
        f1 = f;
    }
    return f;
}
```

Experiment

■ Identical to the conditions of a prior run

- Except with one condition changed

■ Conditions

- Program input, using a debugger, altering the code

■ fib(1) failed // Hypothesis

- If fib(1) is called first, it will return correctly.
 - Fails.
- Change to $n \geq 1$
 - fib(1)=2
 - fib(0)=...
- Change to `int f = 1;`
 - Works. Sometimes a prediction can be a fix.

```
int fib(int n)
{
    int f, f0 = 1, f1 = 1;
    while (n > 1) {
        n = n - 1;
        f = f0 + f1;
        f0 = f1;
        f1 = f;
    }
    return f;
}
```

Observation

■ What is the observed result?

- Factual observation, such as “Calling fib(1) will return 1.”
- The conclusion will interpret the observation(s)

■ Don't interfere.

- printf() can interfere
- Like quantum physics, sometimes observations are part of the experiment

■ Proceed systematically.

- Update the conditions incrementally so each observation relates to a specific change

■ Do NOT ever proceed past first bug.

Debugging Tools

- **Observing program state can require a variety of tools**
 - Debugger (e.g., gdb)
 - What state is in local / global variables (if known)
 - What path through the program was taken
 - Valgrind
 - Does execution depend on uninitialized variables
 - Are memory accesses ever out-of-bounds



Diagnosis

- **A scientific hypothesis that explains current observations and makes future predictions becomes a theory**
 - We'll call this a diagnosis
- **Use the diagnosis to develop a fix for the defect**
 - Avoid post hoc, ergo propter hoc fallacy
 - Or correlation does not imply causation
- **Understand why the defect and fix relate**

Once there was a program that only worked on Wednesday...

Fix and Confirm

- **Confirm that the fix resolves the failure**
- **If you fix multiple perceived defects, which fix was for the failure?**
 - Be systematic

Learn

■ Common failures and insights

- Why did the code fail?
- What are my common defects?

■ Assertions and invariants

- Add checks for expected behavior
- Extend checks to detect the fixed failure

■ Testing

- Every successful set of conditions is added to the test suite

Quick and Dirty

- **Not every problem needs scientific debugging**
 - Set a time limit: (for example)
 - 0 minutes – -Wall, valgrind
 - 1 – 10 minutes – Informal Debugging
 - 10 – 60 minutes – Scientific Debugging
 - > 60 minutes – Take a break / Ask for help

Code Smells

Common ways in which code is likely to have bugs, either already or in the future

- **Use of uninitialized variables**
- **Unused values**
- **Unreachable code**
- **Duplicated code**
- **Bloated functions/methods**
- **Memory leaks**
- **Interface misuse**
- **Null pointers**

Quiz Time!

Canvas Quiz: Day 11 – Design & Debugging

Outline

- Caches (review of previous lecture)
 - Using blocking to improve temporal locality
- Debugging
 - Defects and Failures
 - Scientific Debugging
 - Tools
- **Design**
 - **Managing complexity**
 - **Communication**
 - **Naming**
 - **Comments**

Design

- **A good design needs to achieve many things:**
 - Performance
 - Availability
 - Modifiability, portability
 - Scalability
 - Security
 - Testability
 - Usability
 - Cost to build, cost to operate

Design

- **A good design needs to achieve many things:**
 - Performance
 - Availability
 - Modifiability, portability
 - Scalability
 - Security
 - Testability
 - Usability
 - Cost to build, cost to operate

But above all else: it must be readable

Design

Good Design does:

**Complexity Management &
Communication**

Complexity

- There are well known limits to how much complexity a human can manage easily.

VOL. 63, No. 2

MARCH, 1956

THE PSYCHOLOGICAL REVIEW

THE MAGICAL NUMBER SEVEN, PLUS OR MINUS TWO:
SOME LIMITS ON OUR CAPACITY FOR
PROCESSING INFORMATION ¹

GEORGE A. MILLER

Harvard University

Complexity Management

- However, patterns can be very helpful...

COGNITIVE PSYCHOLOGY 4, 55–81 (1973)

Perception in Chess¹

WILLIAM G. CHASE AND HERBERT A. SIMON
Carnegie–Mellon University

This paper develops a technique for isolating and studying the perceptual structures that chess players perceive. Three chess players of varying strength — from master to novice — were confronted with two tasks: (1) A perception task, where the player reproduces a chess position in plain view, and (2) de Groot's (1965) short-term recall task, where the player reproduces a chess position after viewing it for 5 sec. The successive glances at the position in the perceptual task and long pauses in the memory task were used to segment the structures in the reconstruction protocol. The size and nature of these structures were then analyzed as a function of chess skill.

Complexity Management

Many techniques have been developed to help manage complexity:

- Separation of concerns
- Modularity
- Reusability
- Extensibility
- DRY
- Abstraction
- Information Hiding
- ...

Managing Complexity

- **Given the many ways to manage complexity**
 - Design code to be testable
 - Try to reuse testable chunks

Complexity Example

- **Split a cache access into three+ testable components**

- State all of the steps that a cache access requires

- Which steps depend on the operation being a load or a store?

Complexity Example

■ Split a cache access into three+ testable components

- State all of the steps that a cache access requires

Convert address into tag, set index, block offset

Look up the set using the set index

Check if the tag matches any line in the set

If so, hit

If not a match, miss, then

Find the LRU block

Evict the LRU block

Read in the new line from memory

Update LRU

Update dirty if the access was a store

- Which steps depend on the operation being a load or a store?

Designs need to be testable

■ Testable design

- Testing versus Contracts*
- These are complementary techniques

■ Testing and Contracts are

- Acts of design more than verification
- Acts of documentation: **executable documentation!**

* A contract specifies in a precise and checkable way interfaces for software components: preconditions, postconditions, and object invariants.

Testing Example

- **For your cache simulator, you can write your own traces**

- Write a trace to test for a cache hit

- L 50, 1

- L 50, 1

- Write a trace to test dirty bytes in cache

- S 100, 1

Testable design is modular

- **Modular code has: separation of concerns, encapsulation, abstraction**
 - Leads to: reusability, extensibility, readability, testability
- **Separation of concerns**
 - Create helper functions so each function does “one thing”
 - Functions should neither do too much nor too little
 - Avoid duplicated code
- **Encapsulation, abstraction, and respecting the interface**
 - Each module is responsible for its own internals
 - No outside code “intrudes” on the inner workings of another module

Trust the Compiler!

- Use plenty of temporary variables
- Use plenty of functions
- Let compiler do the math

Communication

When writing code, the author is communicating with:

- **The machine**
- **Other developers of the system**
- **Code reviewers**
- **Their future self**

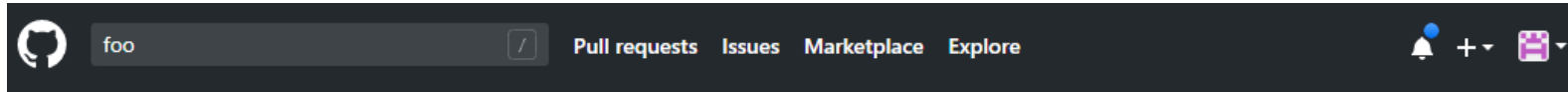
Communication

There are many techniques that have been developed around code communication:

- Tests
- Naming
- Comments
- Commit Messages
- Code Review
- Design Patterns
- ...

Naming

Avoid deliberately meaningless names:



Repositories	493
Code	8M+
Commits	11M+
Issues	33K
Packages	34
Marketplace	0
Topics	507
Wikis	74K
Users	107

Languages	
PHP	26,699,388
JavaScript	8,942,989
C	X
Python	7,892,881
HTML	4,228,224
C++	4,093,394
Ruby	4,021,592
Java	2,891,173
Text	2,612,262
XML	2,599,848

Showing 8,937,025 available code results

Sort: Best match

alexef/gobject-introspection
tests/scanner/foo.h

```

1 #ifndef __FOO_OBJECT_H__
2 #define __FOO_OBJECT_H__
3
4 #include <glib-object.h>
5 #include <gio/gio.h> /* GAsyncReadyCallback */
6 #include "utility.h"
7
8 #define FOO_SUCCESS_INT 0x1138
9
10 #define FOO_DEFINE_SHOULD_BE_EXPOSED "should be exposed"

```

C Showing the top three matches Last indexed on Jun 25, 2018

alexef/gobject-introspection
tests/scanner/foo.c

```

1 #include "foo.h"
2 #include "girepository.h"
3
4 /* A hidden type not exposed publicly, similar to GUPNP's XML wrapper
5  object */
6 typedef struct _FooHidden FooHidden;
7
8 int foo_init_argv (int argc, char **argv);

```

C Showing the top four matches Last indexed on Jun 25, 2018

Naming is understanding

“If you don’t know what a thing should be called, you cannot know what it is.

If you don’t know what it is, you cannot sit down and write the code.”

- Sam Gardiner

Better naming practices

- 1. Start with meaning and intention**
- 2. Use words with precise meanings (avoid “data”, “info”, “perform”)**
- 3. Prefer fewer words in names**
- 4. Avoid abbreviations in names**
- 5. Use code review to improve names**
- 6. Read the code out loud to check that it sounds okay**
- 7. Actually rename things**

Naming guidelines – Use dictionary words

- **Only use dictionary words and abbreviations that appear in a dictionary.**
 - For example: FileCpy -> FileCopy
 - Avoid vague abbreviations such as acc, mod, auth, etc..

Avoid using single-letter names

- **Single letters are unsearchable**
 - Give no hints as to the variable's usage
- **Exceptions are loop counters**
 - Especially if you know why *i*, *j*, etc were originally used

Limit name character length

“Good naming limits individual name length, and reduces the need for specialized vocabulary” – Philip Relf

Limit name word count

- **Keep names to a four word maximum**
- **Limit names to the number of words that people can read at a glance.**

- **Which of each pair do you prefer?**
 - a1) `arraysOfSetsOfLinesOfBlocks`

 - a2) `cache`

 - b1) `evictedData`

 - b2) `evictedDataBytes`

Describe Meaning

- Use descriptive names.
- Avoid names with no meaning: a, foo, blah, tmp, etc

- There are reasonable exceptions:

```
void swap(int* a, int* b) {  
    int tmp = *a;  
    *a = *b;  
    *b = tmp;  
}
```

Use a large vocabulary

- **Be more specific when possible:**

- Person -> Employee

- **What is size in this binaryTree?**

```
struct binaryTree {  
    int size;  
    ...  
};
```

height
numChildren
subTreeNumNodes
keyLength

Use problem domain terms

- **Use the correct term in the problem domain's language.**
 - Hint: as a student, consider the terms in the assignment

- **In cachelab, consider the following:**

line

element

Use opposites precisely

- **Consistently use opposites in standard pairs**
 - first/end -> first/last

Comments

Don't Comments

- **Don't say what the code does**
 - because the code already says that
- **Don't explain awkward logic**
 - improve the code to make it clear
- **Don't add too many comments**
 - it's messy, and they get out of date

Awkward Code

- **Imagine someone (TA, employer, etc) has to read your code**

- Would you rather rewrite or comment the following?

```
(* (void **) ((* (void **) (bp)) + DSIZE)) = (* (void **) (bp + DSIZE));
```

- How about?

```
bp->prev->next = bp->next;
```

- Both lines update program state in the same way.

Do Comments

- **Answer the question: why the code exists**
- **When should I use this code?**
- **When shouldn't I use it?**
- **What are the alternatives to this code?**

Why does this exist?

- Explain why a magic number is what it is.

```
// Each address is 64-bit, which is 16 + 1 hex characters
const int MAX_ADDRESS_LENGTH = 17;
```

- When should this code be used? Is there an alternative?

```
unsigned power2(unsigned base, unsigned expo) {
    unsigned i;
    unsigned result = 1;
    for(i=0; i<expo; i++) {
        result+=result;
    }
    return result;
}
```

How to write good comments

1. **Write short comments of what the code will do.**
 1. Single line comments
 2. Example: Write four one-line comments for quick sort

```
// Initialize locals
```

```
// Pick a pivot value
```

```
// Reorder array around the pivot
```

```
// Recurse
```

How to write good comments

- 1. Write short comments of what the code will do.**
 1. Single line comments
 2. Example: Write four one-line comments for quick sort
- 2. Write that code.**
- 3. Revise comments / code**
 1. If the code or comments are awkward or complex
 2. Join / Split comments as needed
- 4. Maintain code and comments**

Commit Messages

■ Committing code to a source repository is a vital part of development

- Protects against system failures and typos:
 - `cat foo.c` versus `cat > foo.c`
- The commit messages are your record of your work
 - Communicating to your future self
 - Describe in one line what you did

“Parses command line arguments”

“fix bug in unique tests, race condition not solved”

“seg list finished, performance is ...”

■ Use branches

Summary

- **Programs have defects**
 - Be systematic about finding them
- **Programs are more complex than humans can manage**
 - Write code to be manageable
- **Programming is not solitary, even if you are communicating with a grader or a future self**
 - Be understandable in your communication

Acknowledgements

- **Some debugging content derived from:**
 - <http://www.whyprogramsfail.com/slides.php>
- **Some code examples for design are based on:**
 - “The Art of Readable Code”. Boswell and Foucher. 2011.
- **Lecture originally written by**
 - Michael Hilton and Brian Railing