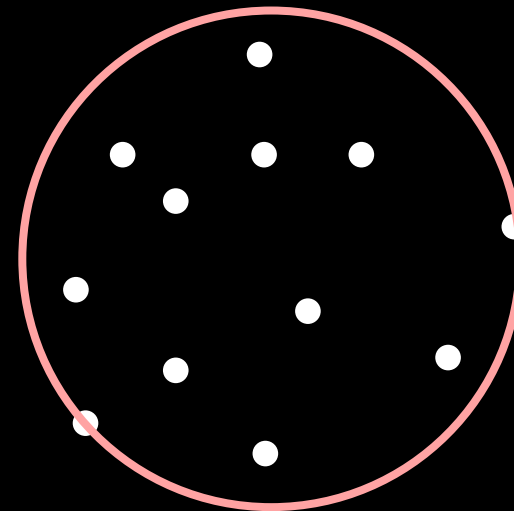
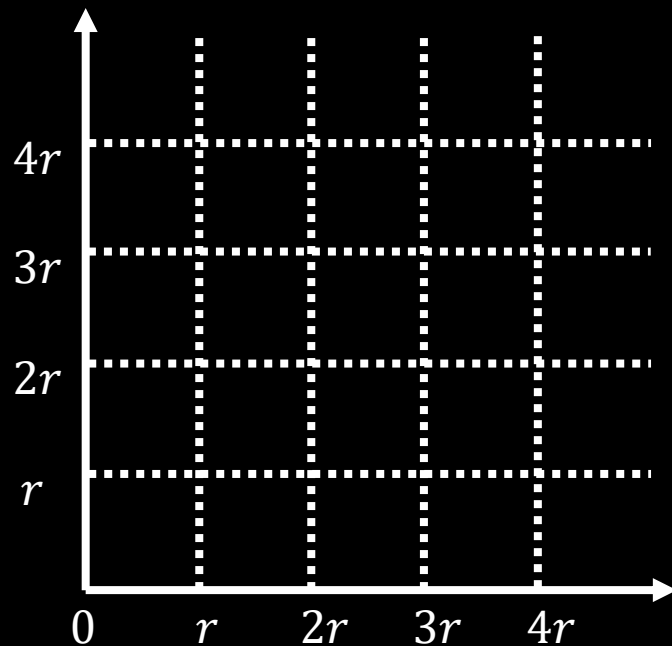


Lecture 22: Computational Geometry II

Randomized incremental algorithms



Goals for today

- Apply **randomized incremental algorithms** to geometry
- Give randomized incremental algorithms for two key problems:
 - The **closest pair** problem
 - The **smallest enclosing circle** problem
- Use **backward analysis** to analyze the runtime of these algorithms

Model and assumptions

- Points are real-valued pairs (x, y)
- Arithmetic on reals is $O(1)$ again
- We can take the floor function of a real in $O(1)$ time
- Hashing is $O(1)$ time in expectation (see universal hashing)

Closest Pair

The closest pair problem

Problem (closest pair): Given n points P , define $CP(P)$ to be the closest distance, i.e.

$$CP(P) = \min_{p, q \in P} \|p - q\|$$

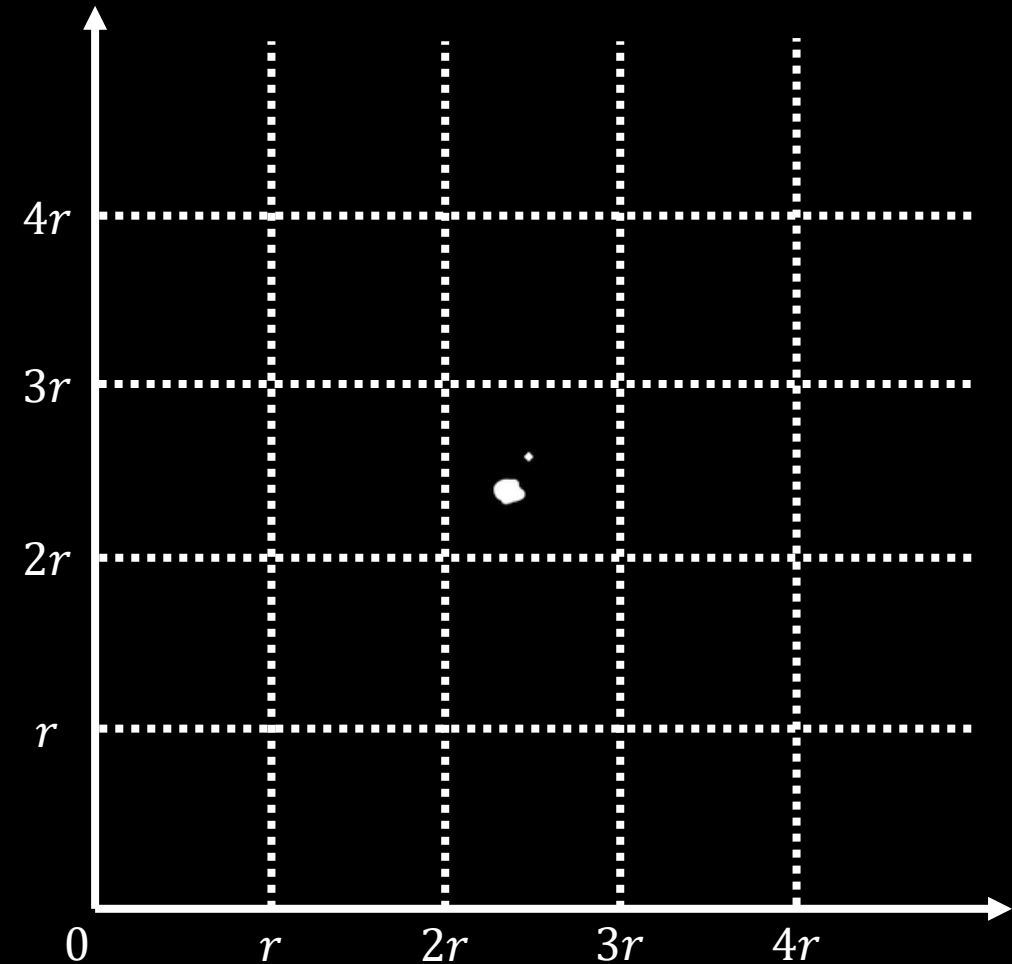
Goal is to compute $CP(P)$

Brute force is $O(n^2)$.

A grid data structure

Let's define a grid with size r

$$(x, y) \rightarrow \left(\underbrace{\lfloor \frac{x}{r} \rfloor}_{\text{integers}}, \underbrace{\lfloor \frac{y}{r} \rfloor} \right)$$



How does this help?

- If the grid size is sufficiently large, closest pair will be in same cell, or in neighboring cells
- If the grid size is too large, there will be too many points per cell...

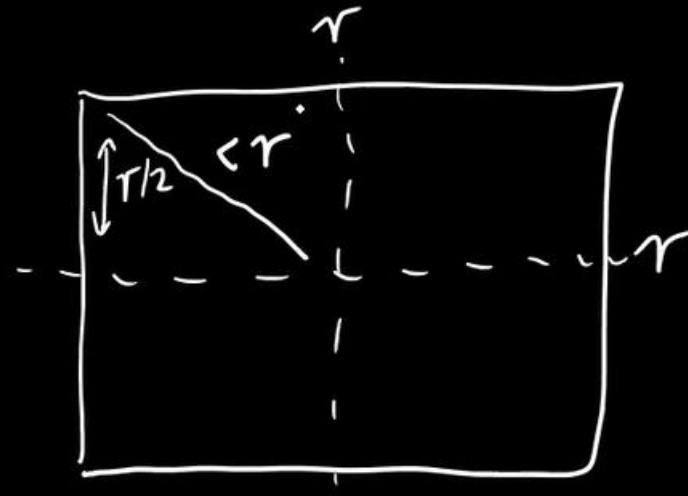
Goal: Choose the right grid size.

- Want few points per cell, so that looking in a cell is fast
- Want the closest pair to be in neighboring cells so we find them fast

The right grid size

Claim (the right grid size): Given a grid with points P and grid size $r = CP(P)$, no cell contains more than four points

Proof:



An incremental approach

Key idea (incremental): Add the points one at a time

- Check neighboring cells to see if there's a new closest pair
- If so, rebuild the grid with the new size
- Otherwise keep going

A grid data structure

Invariant (grid size): Given a grid containing a set of points P , we want the grid size r to always equal $CP(P)$

- $\text{MakeGrid}(p, q)$: Make a grid containing p and q , with $r = \|p - q\|$
- $\text{Lookup}(G, p)$: Given a grid G and point p (not currently in the grid), we want to know whether p is part of a new closest pair
- $\text{Insert}(G, p)$: Given a grid G and point p , inserts p and returns the grid size (which may have changed because of p)

Implementing the grid

Issue: The number of grid cells could be unbounded...

Use a hashtable

keys = (i, j) (int coords) .

Implementing the grid

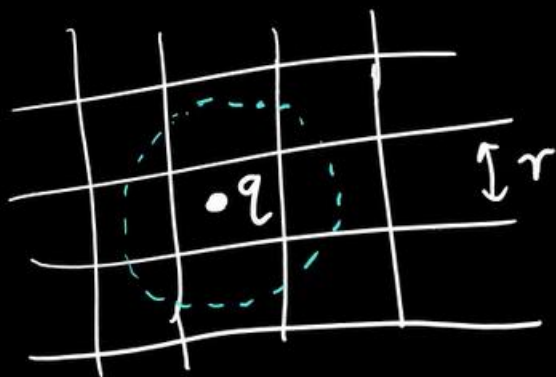
Implement MakeGrid(p, q): $r = \|p - q\|$

Make empty grid of size r

put p and q in cells

Implementing the grid

Implement Lookup(G, q):



Search neighbours

At most 36 pts

$O(1)$ time

If a point is closer than
return new distance

Implementing the grid

Implement Insert(G, q):

Lookup(G, q)

Either distance doesn't change

Insert q into grid

$O(1)$ time

Else

Make fresh grid of $r =$ new distance

$O(i)$ time if i pts in grid

Randomized runtime

Claim (randomized incremental is fast): If we randomly shuffle the points, then run the incremental grid algorithm, it takes $O(n)$ time in expectation

Proof: "Backward analysis"

$$\text{pr}(\text{answer changes at iteration } i) = \frac{2}{i}$$

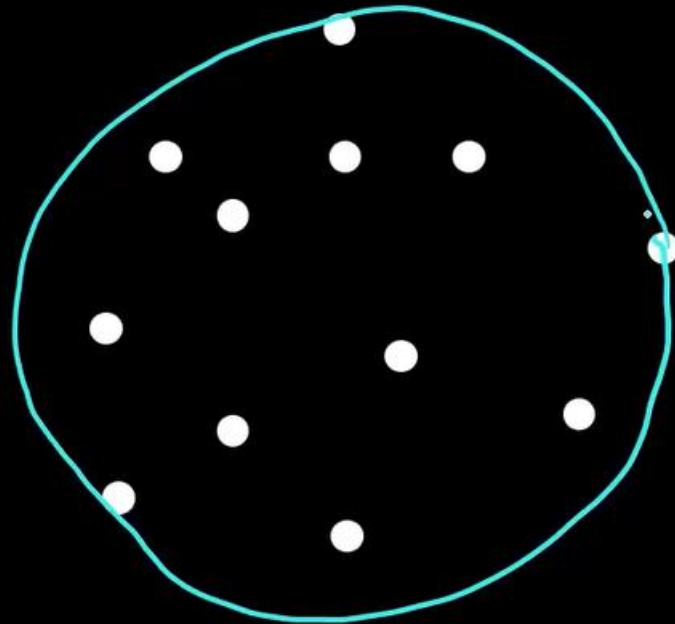
$$\text{Runtime of iteration } i = \frac{i-2}{i} O(1) + \frac{2}{i} O(i) = O(1) \text{ in expectation}$$

$$\text{Runtime} = O(n) \text{ in expectation}$$

Smallest enclosing circle

The smallest enclosing circle

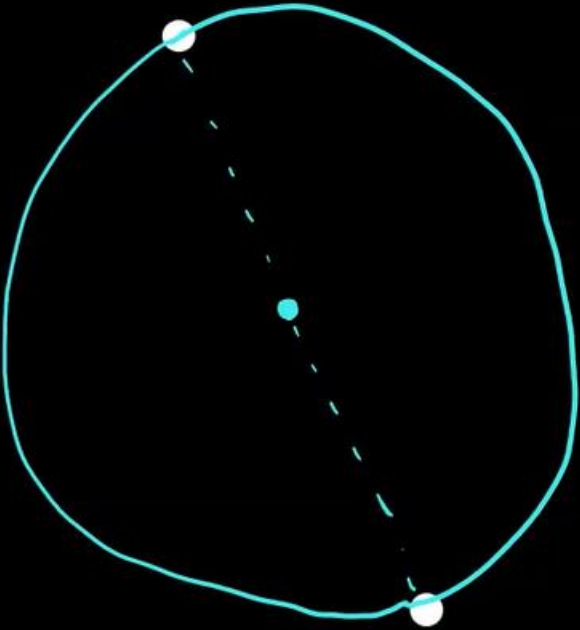
Problem (Smallest enclosing circle): Given $n \geq 2$ points in two dimensions, find the smallest circle that contains all of them



Base cases

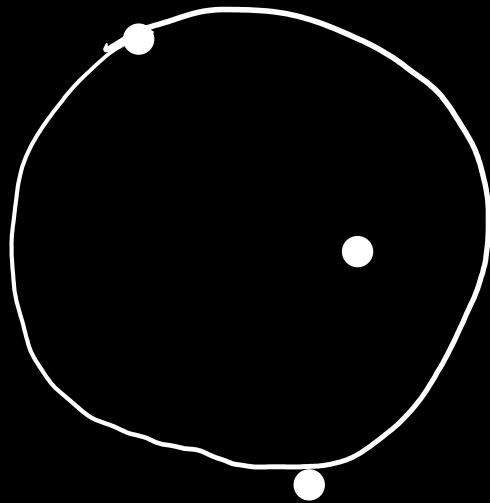
Base case (two points):

pts lay on the diameter

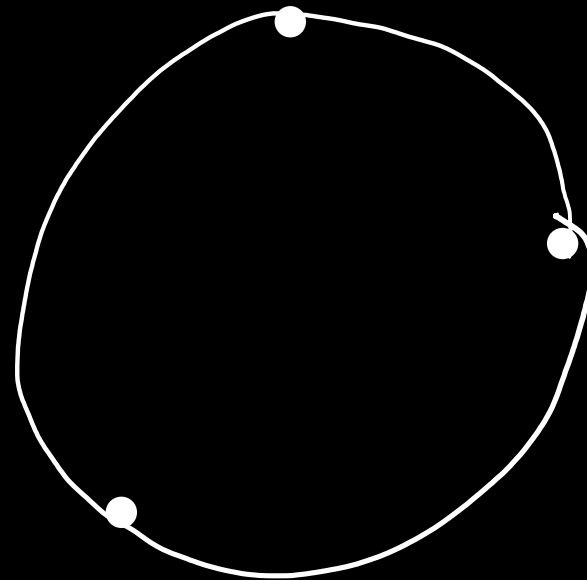


Base cases

Base case (three points):



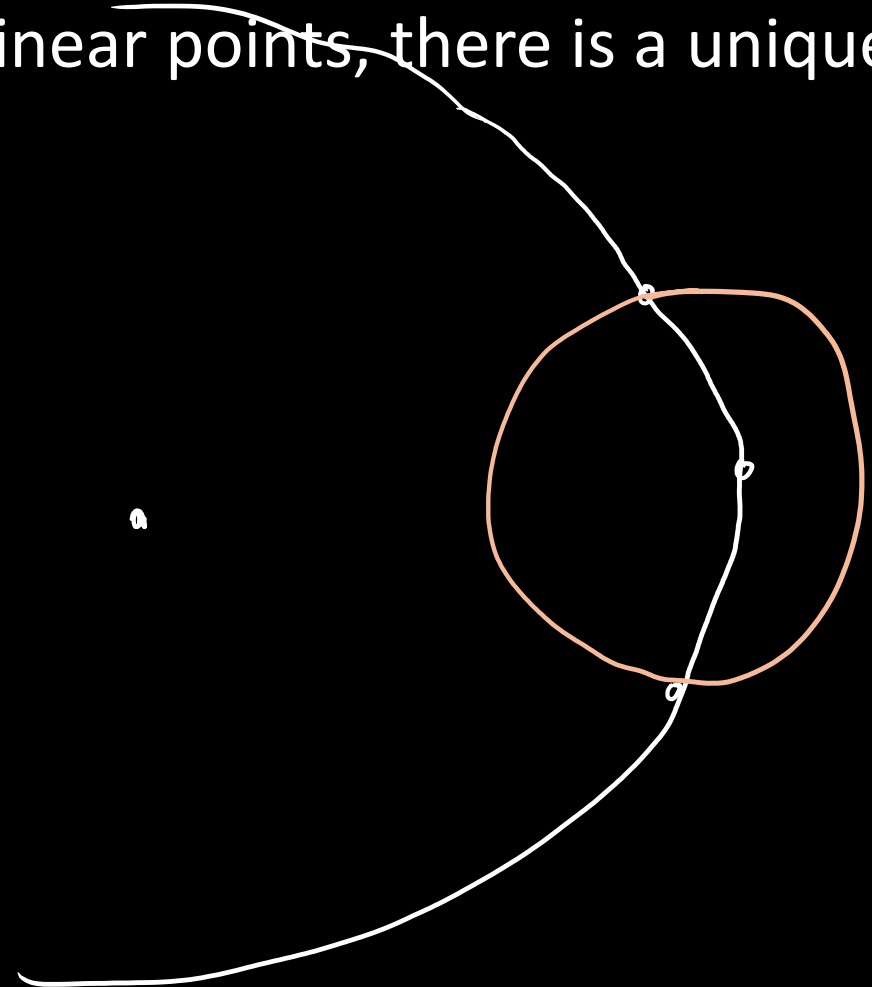
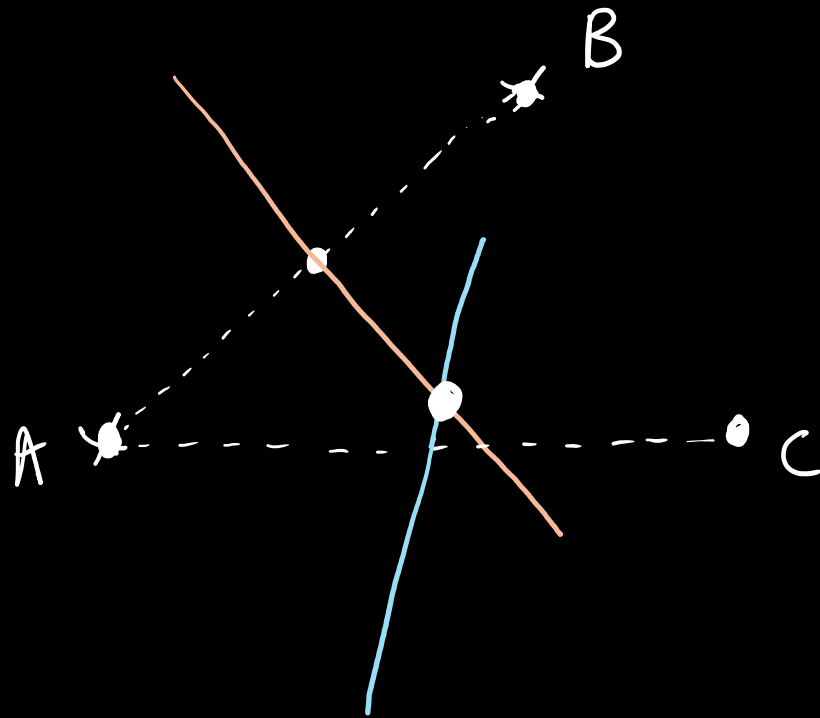
Case 1: Obtuse angle



Case 2: Acute angle

Three points and a circle

Fact (unique circle): Given three non-collinear points, there is a unique circle that goes through them



The general case

Given $n > 3$ points, how many circles do we need to consider?

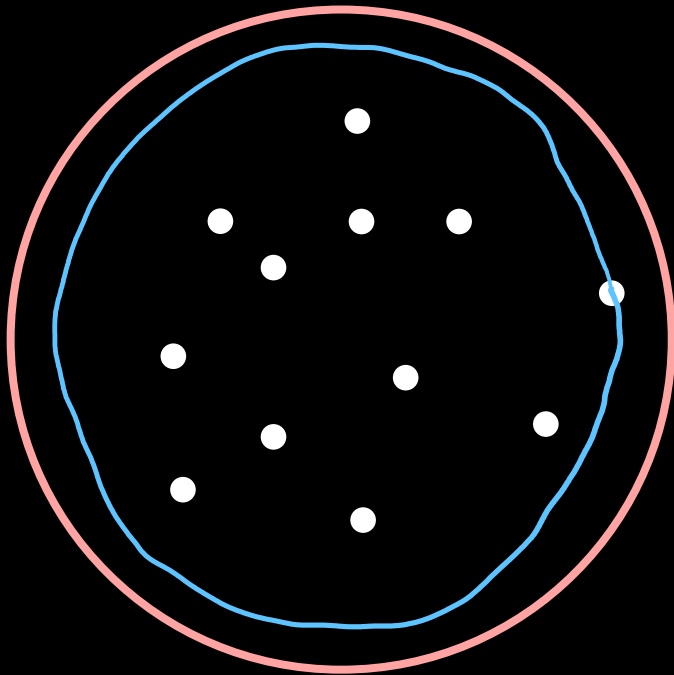
Theorem (three points is always enough): For any set of points, the smallest enclosing circle either touches two points p_i, p_j at a diameter, or touches three points p_i, p_j, p_k

In other words: For any set of points, there exists i, j, k , such that

$$SEC(p_1, \dots, p_n) = SEC(p_i, p_j, p_k)$$

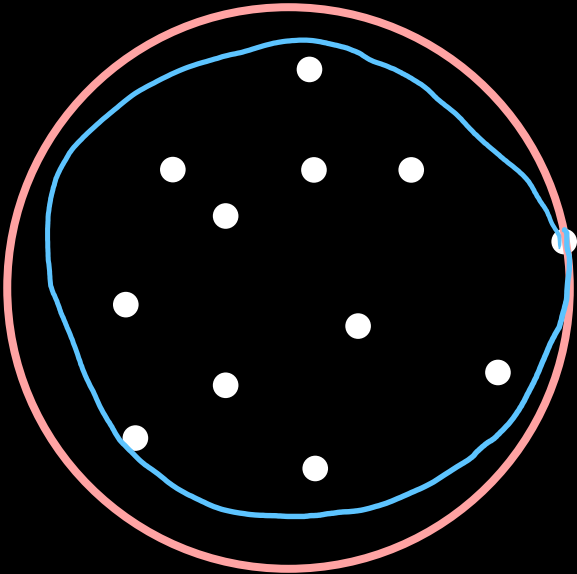
Proof of theorem

Case 1 (no points):



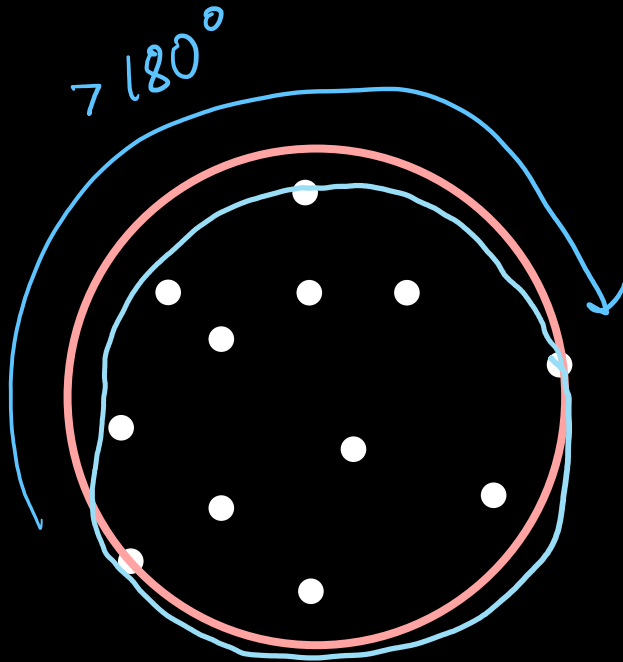
Proof of theorem

Case 2 (one point):



Proof of theorem

Case 3 (two point):



Proof of theorem

Case 4 (three or more points):

Optimal by circle through 3 points

Brute force algorithms

Algorithm 1 (brute force): Try all triples of points and find their smallest enclosing circle. Check whether this circle contains every point. Returns the smallest such circle.

$O(n^4)$ time

Algorithm 2 (better brute force): Try all triples of points and find their smallest enclosing circle. Return the **largest** such circle.

$O(n^3)$ time

Beating brute force: incremental

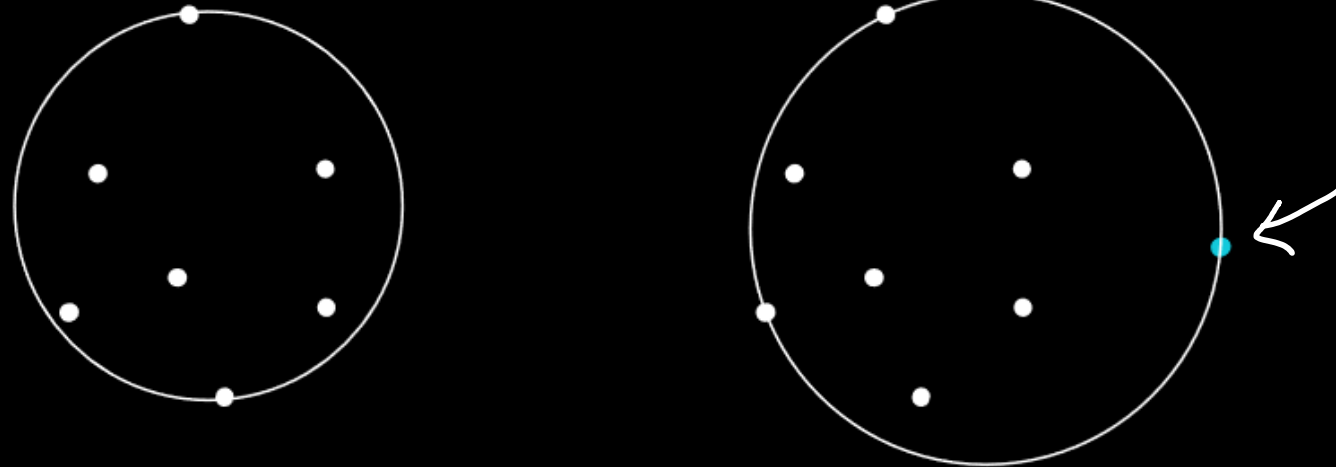
Incremental approach: Insert points one by one and maintain the smallest enclosing circle

When inserting p_i :

- **Case 1:** p_i is inside the current circle. Great, do nothing!
- **Case 2:** p_i is outside the current circle. Need to find the new one

Making incremental fast

Observation: When we add p_i , if it is not in the current circle, then it is on the boundary of the new circle



Incremental algorithm

$SEC([p_1, p_2, \dots, p_n]) = \{$

Let C be the smallest circle enclosing p_1 and p_2

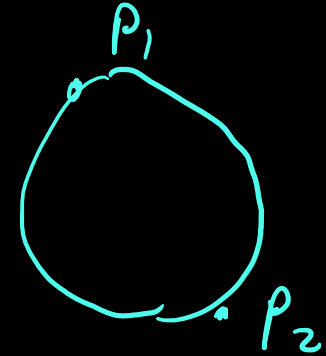
for $i = 3$ to n do {

if p_i is not inside C then $C = \underline{SEC_1([p_1, \dots, p_{i-1}], p_i)}$

}

return C

}



p_i locked
in!!!

Incremental algorithm continued

$SEC1([p_1, p_2, \dots, p_k], q) = \{$

Let C be the smallest circle enclosing p_1 and q



for $i = 2$ to k do {

if p_i is not inside C then $C = \underline{SEC2([p_1, \dots, p_{i-1}], p_i, q)}$

both locked in

return C

}

Incremental algorithm deeper again

$\text{SEC2}([p_1, p_2, \dots, p_k], \overbrace{q_1, q_2}^{\leftarrow \text{locked in}}) = \{$
 Let C be the smallest circle enclosing q_1 and q_2
 for $i = 1$ **to** k **do** {
 if p_i is not inside C **then** $C = \underline{\text{circle through } (p_i, q_1, q_2)}$
 }
 return C
}

Runtime

Runtime (SEC2): SEC2 runs in $O(k)$ time

Runtime (SEC1): In the worst case, SEC1 runs in $O(k^2)$ time

calls SEC2 k times

Runtime (SEC): In the worst case, SEC runs in $O(n^3)$ time

$$\sum_{i=1}^n i^2 = O(n^3)$$

Randomization to the rescue!!!

Claim (randomized SEC is fast): If we randomly shuffle the points in SEC and SEC1, then SEC1 runs in $O(k)$ expected time and SEC runs in $O(n)$ expected time

$$\Pr[\text{Iteration } i \text{ changes answer}] = \frac{3}{i}$$

$$\text{Runtime per iteration} \quad \frac{3}{i} \times O(i) + \frac{i-3}{i} \times O(1) = O(1)$$

$$\Rightarrow \text{SEC1 takes } O(k) \text{ time}$$

$$\Rightarrow \text{SEC takes } O(n) \text{ time in expectation.}$$

Summary

- **Randomized incremental algorithms** are pretty great. We can turn slow brute force algorithms into expected linear-time algorithms!
- We got $O(n)$ time for **closest pair** and **smallest enclosing circle**
- **Backward analysis** helps us analyze the runtime of these randomized incremental algorithms