

Exceptional Control Flow: Processes and Exceptions

15-213/15-513 : Introduction to Computer Systems
19th Lecture, July 14, 2022

Instructor:

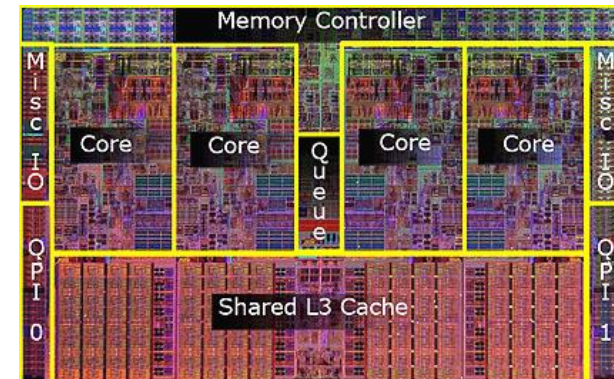

Kyle Liang

Today

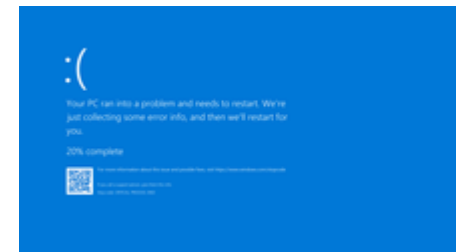
- **Processes**
- **Activity 1 (all problems)**
- **Process Control**
 - Quiz
- **Exceptional Control Flow**
- **Activity 2 (all problems)**
- **Exceptions**
 - **Activity 3 (all problems)**

Computer Programs

- CPUs now have 8 cores (processors)
 - AMD Ryzen 5995WX has 64 cores!
- Then I can run 8 programs at a time then!
 - What if we run more?

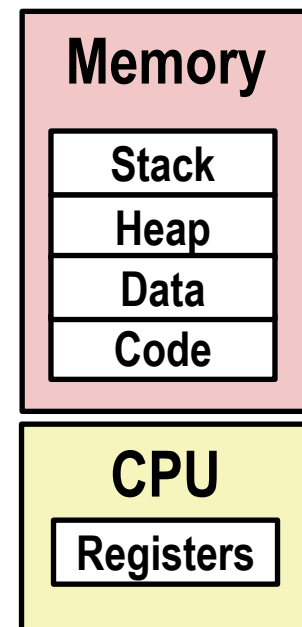


Intel i7 Processor

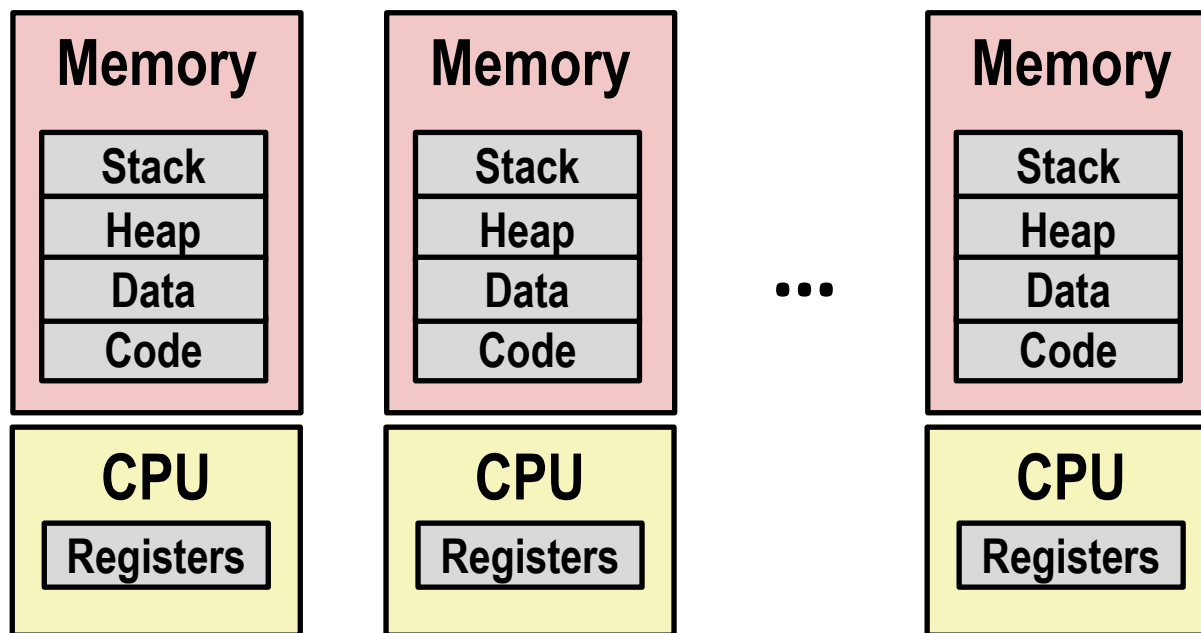


Processes

- **Definition: A *process* is an instance of a running program.**
 - One of the most profound ideas in computer science
 - Not the same as “program” or “processor”
- **Process provides each program with two key abstractions:**
 - ***Logical control flow***
 - Each program seems to have exclusive use of the CPU
 - Provided by kernel mechanism called *context switching*
 - ***Private address space***
 - Each program seems to have exclusive use of main memory.
 - Provided by kernel mechanism called *virtual memory*



Multiprocessing: The Illusion



- **Computer runs many processes simultaneously**
 - Applications for one or more users
 - Web browsers, email clients, editors, ...
 - Background tasks
 - Monitoring network & I/O devices

Multiprocessing Example

```

Processes: 123 total, 5 running, 9 stuck, 109 sleeping, 611 threads
Load Avg: 1.03, 1.13, 1.14 CPU usage: 3.27% user, 5.15% sys, 91.56% idle
SharedLibs: 576K resident, 0B data, 0B linkedit.
MemRegions: 27958 total, 1127M resident, 35M private, 494M shared.
PhysMem: 1039M wired, 1974M active, 1062M inactive, 4076M used, 18M free.
VM: 280G vsize, 1091M framework vsize, 23075213(1) pageins, 5843367(0) pageouts.
Networks: packets: 41046228/11G in, 66083096/77G out.
Disks: 17874391/349G read, 12847373/594G written.

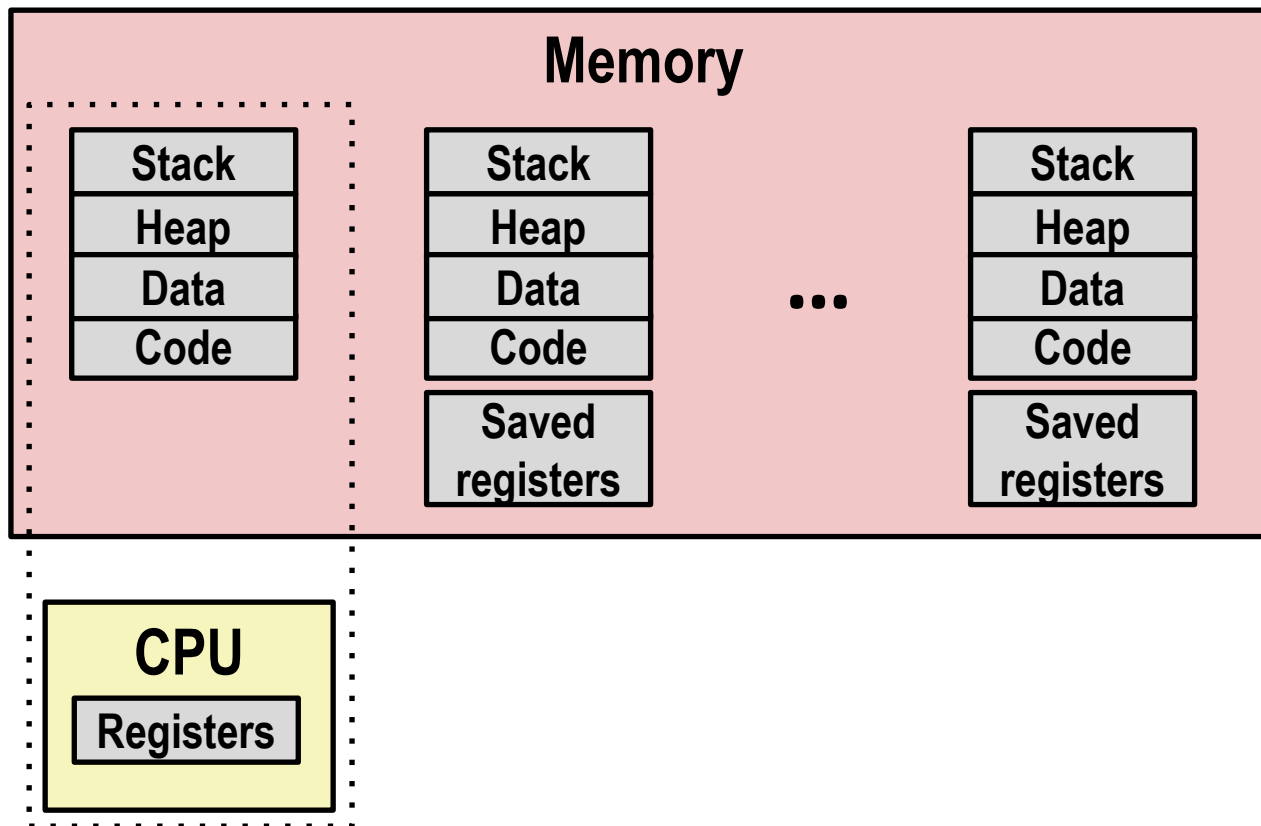
PID    COMMAND      %CPU TIME    #TH  #WQ  #PORT #MREG RPRVT  RSHRD  RSIZE  VPRVT  VSIZE
99217-  Microsoft Of 0.0 02:28.34 4    1    202  418   21M   24M   21M   66M   763M
99051  usbmuxd      0.0 00:04.10 3    1    47   66    436K  216K  480K  60M   2422M
99006  iTunesHelper 0.0 00:01.23 2    1    55   78    728K  3124K 1124K 43M   2429M
84286  bash         0.0 00:00.11 1    0    20   24    224K  732K  484K  17M   2378M
84285  xterm        0.0 00:00.83 1    0    32   73    656K  872K  692K  9728K 2382M
55939-  Microsoft Ex 0.3 21:58.97 10   3    360  954   16M   65M   46M   114M  1057M
54751  sleep        0.0 00:00.00 1    0    17   20    92K   212K  360K  9632K 2370M
54739  launchdadd  0.0 00:00.00 2    1    33   50    488K  220K  1736K 48M   2409M
54737  top          6.5 00:02.53 1/1  0    30   29   1416K 216K  2124K 17M   2378M
54719  automountd  0.0 00:00.02 7    1    53   64    860K  216K  2184K 53M   2413M
54701  ocsupd       0.0 00:00.05 4    1    61   54   1268K 2644K 3132K 50M   2426M
54661  Grab         0.6 00:02.75 6    3    222+ 389+  15M+  26M+  40M+  75M+  2556M+
54659  cookied      0.0 00:00.15 2    1    40   61   3316K 224K  4088K 42M   2411M
53818  mdworker    0.0 00:01.67 4    1    52   91   7628K 7412K  16M   48M   2438M
50978  mdworker    0.0 00:01.17 3    1    57   91   2464K 6148K 9976K 44M   2434M
50078  emacs       0.0 00:06.70 1    0    20   35    52K   216K  88K   18M   2392M

```

■ Running program “top” on Mac

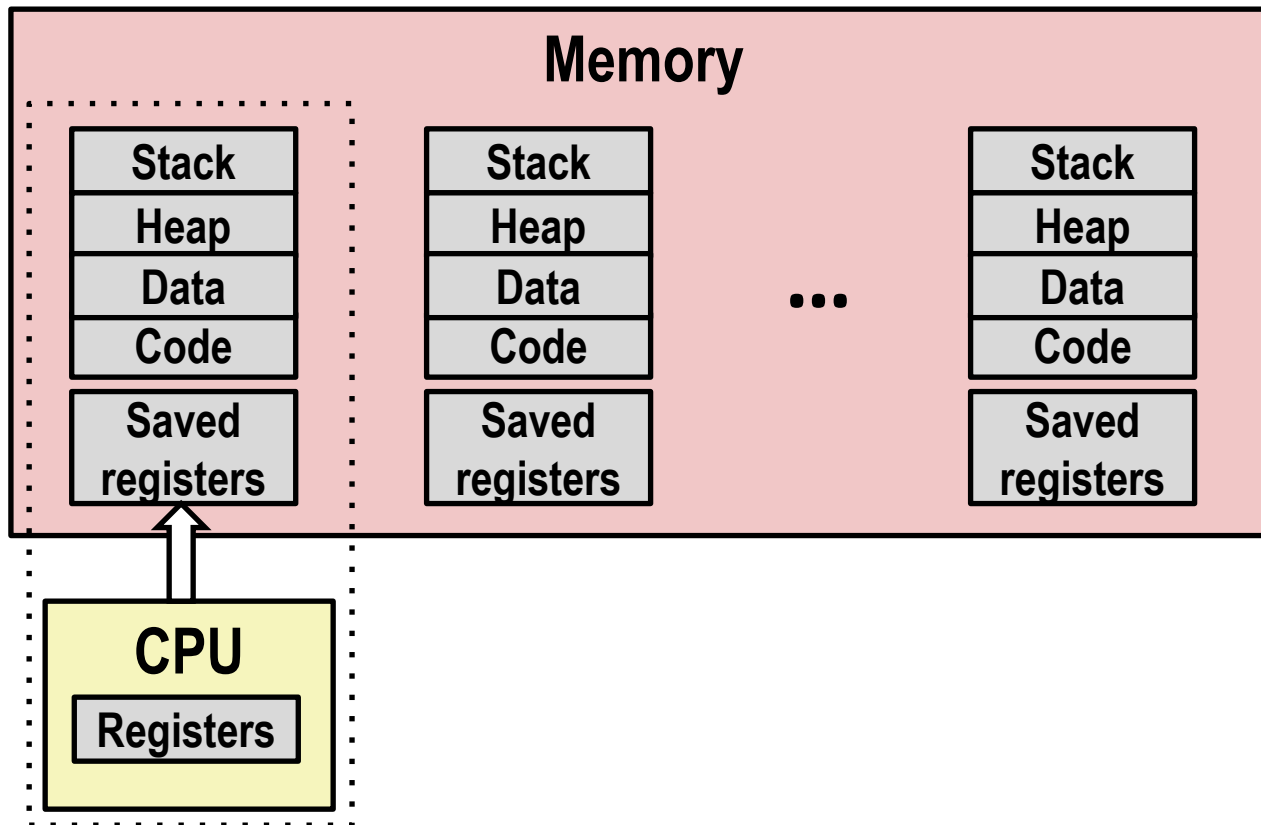
- System has 123 processes, 5 of which are active
- Identified by Process ID (PID)

Multiprocessing: The (Traditional) Reality



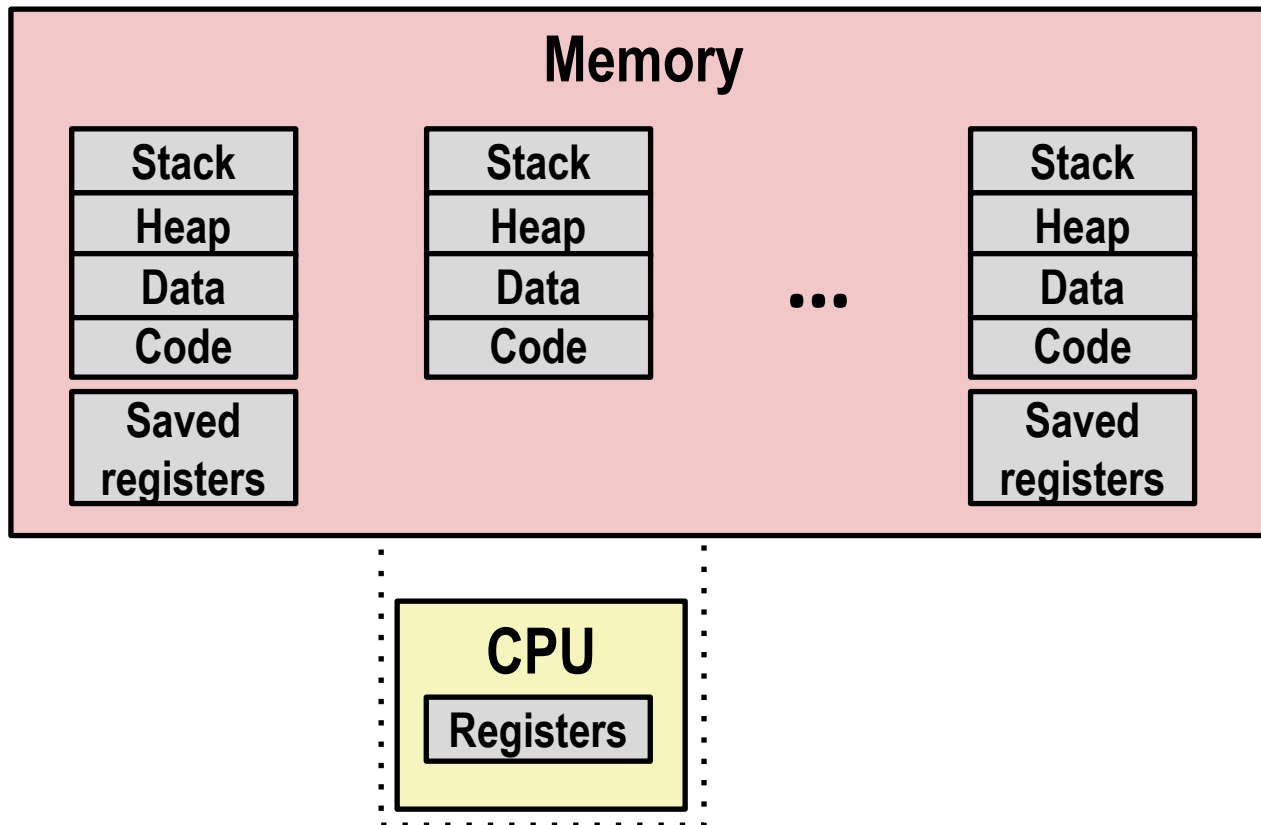
- **Single processor executes multiple processes concurrently**
 - Process executions interleaved (multitasking)
 - Address spaces managed by virtual memory system (like last week)
 - Register values for nonexecuting processes saved in memory

Multiprocessing: The (Traditional) Reality



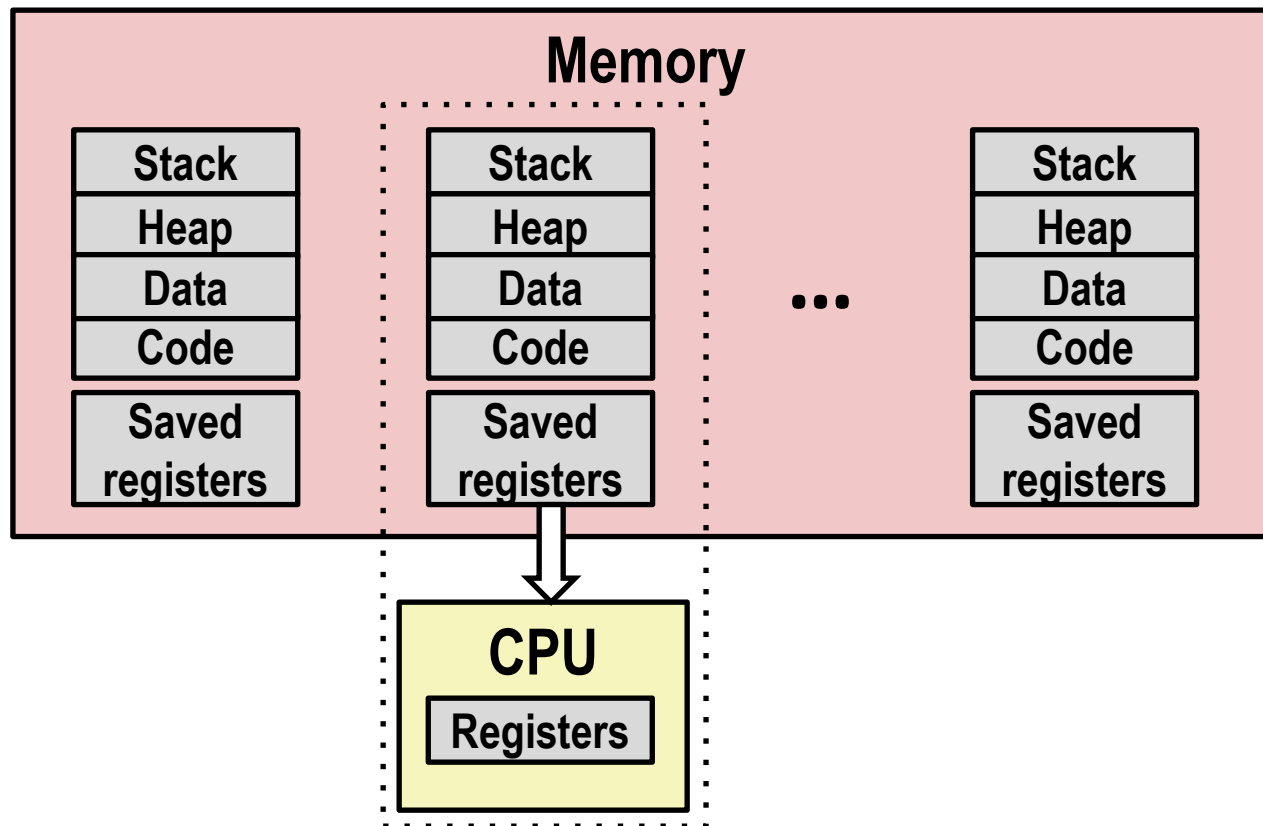
- Save current registers in memory

Multiprocessing: The (Traditional) Reality



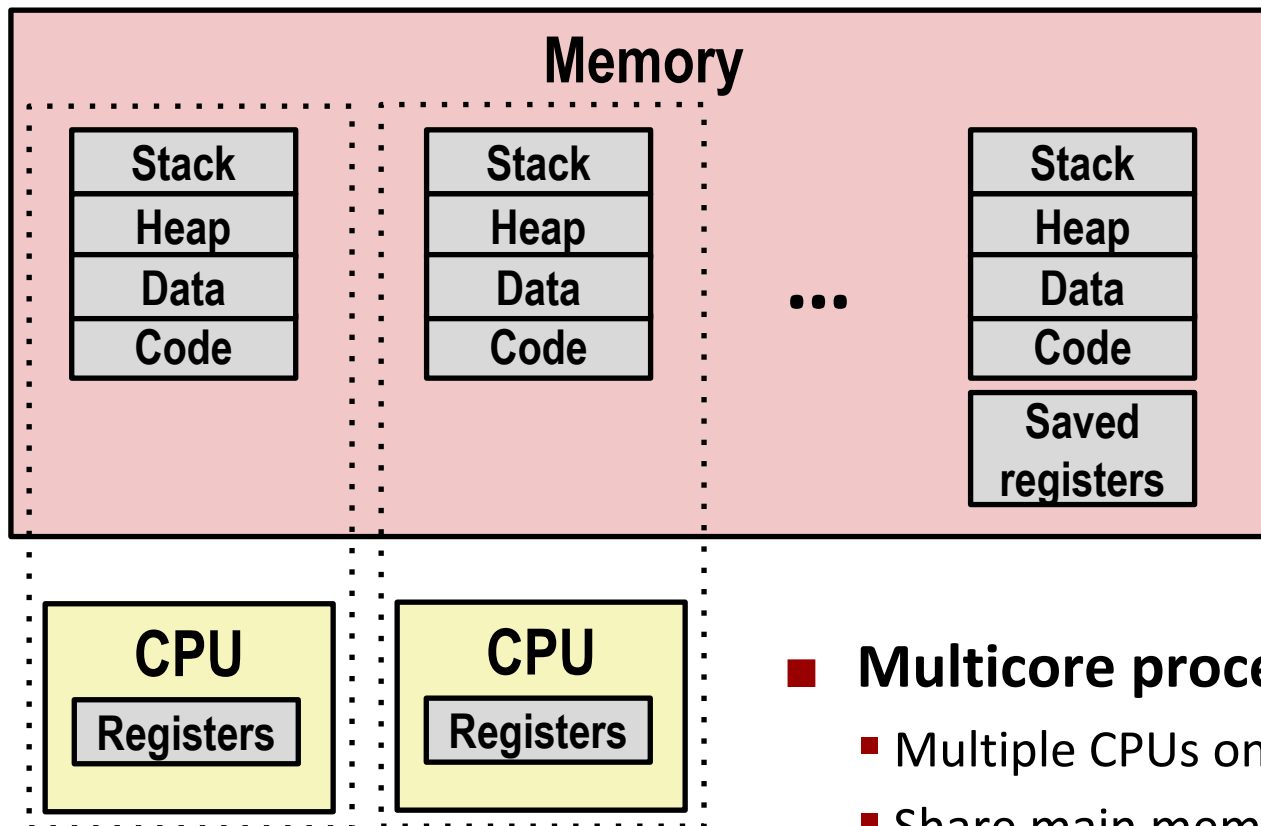
- Schedule next process for execution

Multiprocessing: The (Traditional) Reality



- Load saved registers and switch address space (context switch)

Multiprocessing: The (Modern) Reality

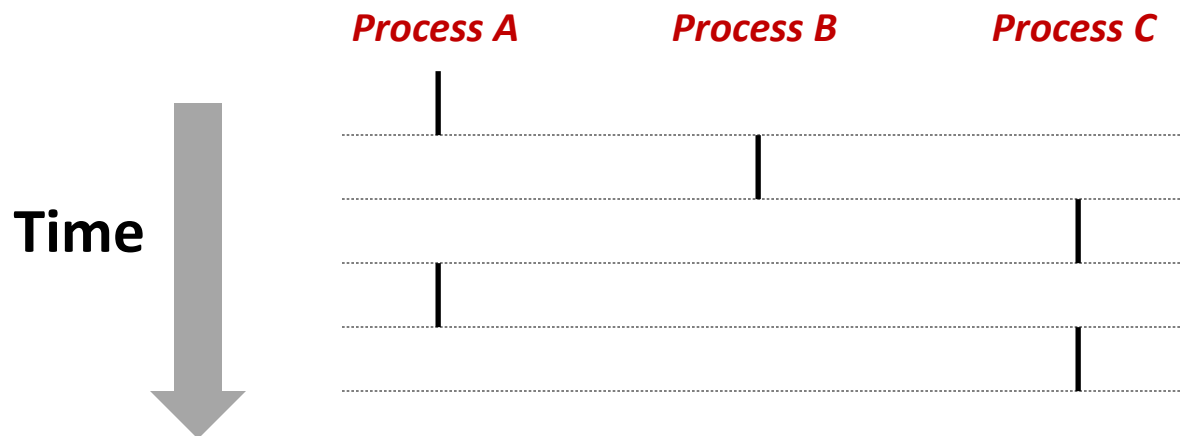


■ Multicore processors

- Multiple CPUs on single chip
- Share main memory (and some caches)
- Each can execute a separate process
 - Scheduling of processors onto cores done by kernel


Concurrent Processes

- Each process is a logical control flow.
- Two processes *run concurrently* (are concurrent) if their flows overlap in time
- Otherwise, they are *sequential*
- Examples (running on single core):
 - Concurrent: A & B, A & C
 - Sequential: B & C



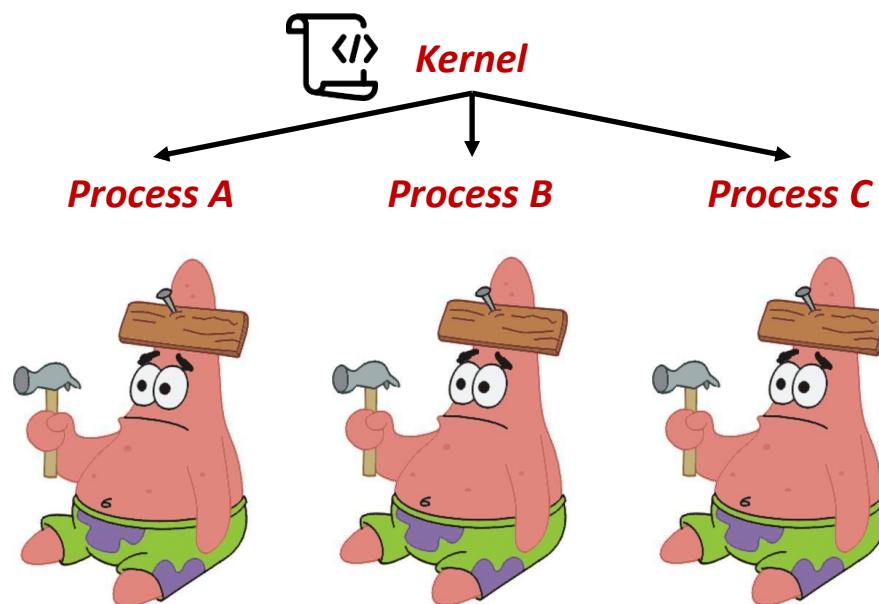
User View of Concurrent Processes

- Control flows for concurrent processes are physically disjoint in time (for a single core)
- However, we can think of concurrent processes as running in parallel with each other



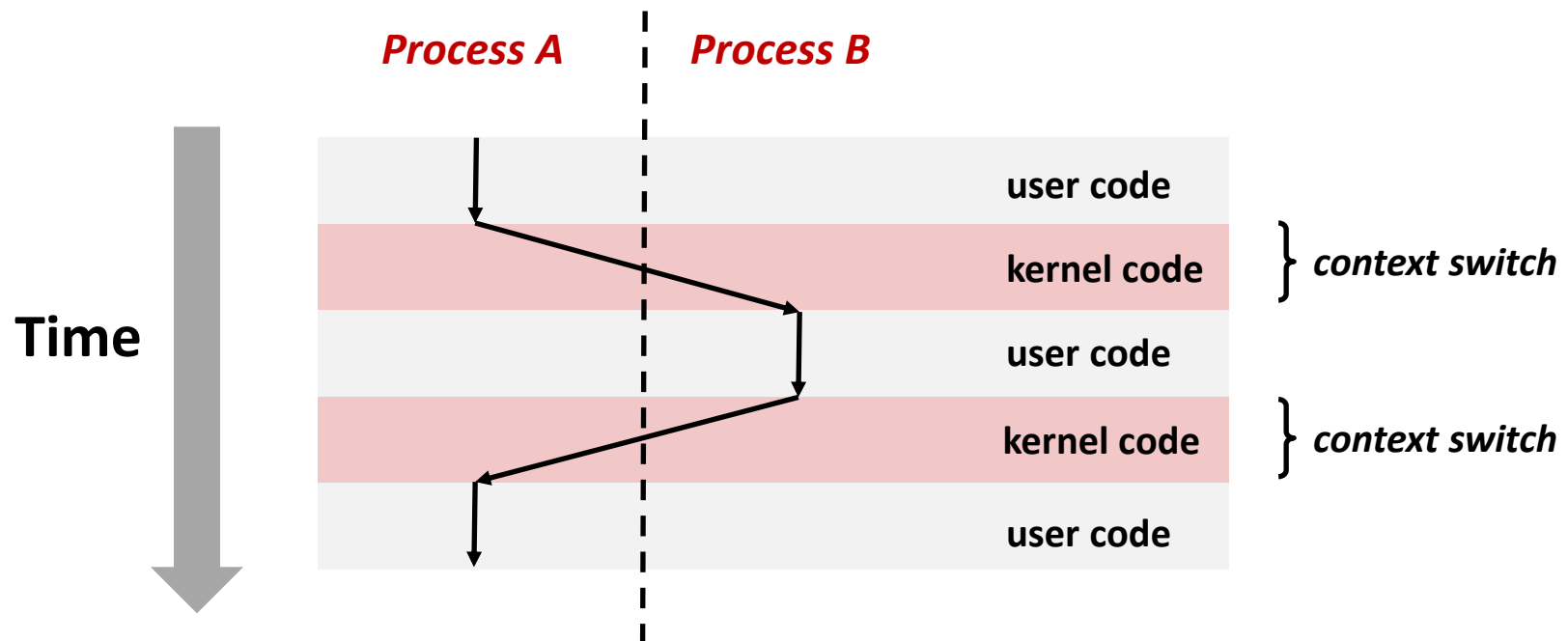
How Do We Change Processes?

- Processes are managed by a shared chunk of memory-resident OS code called the *kernel*
 - Important: the kernel is not a separate process, but rather runs as part of some existing process.



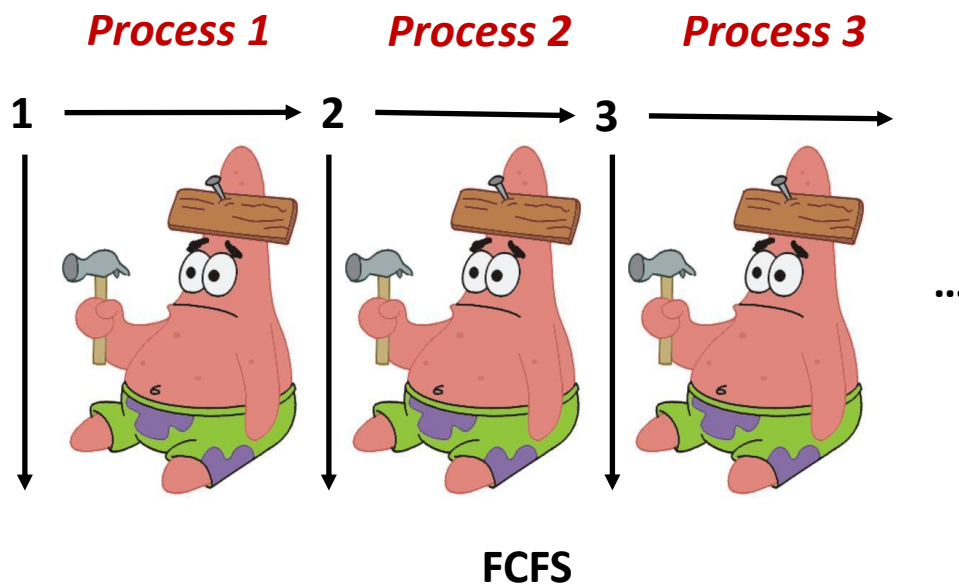
Context Switching

- Control flow passes from one process to another via a *context switch*



So... which process gets to run?

- OS gets to choose
- Take 15-410
 - Scheduling algorithms: First Come First Serve, Round Robin, ...



Today

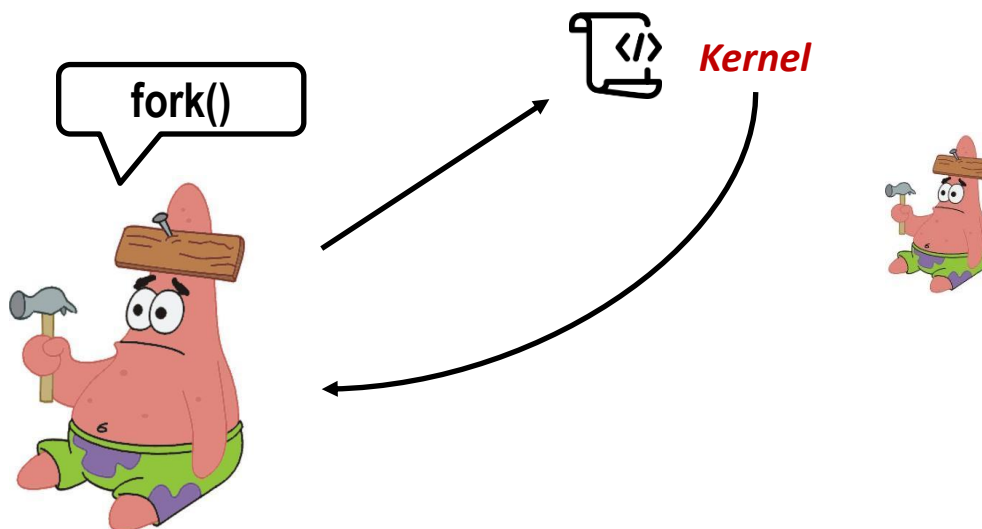
- Processes
- **Activity 1 (all problems)**
- Process Control
 - Quiz
- Exceptional Control Flow
- **Activity 2 (all problems)**
- Exceptions
 - **Activity 3 (all problems)**

Today

- Processes
- Activity 1 (all problems)
- **Process Control**
 - Quiz
- Exceptional Control Flow
- Activity 2 (all problems)
- Exceptions
 - Activity 3 (all problems)

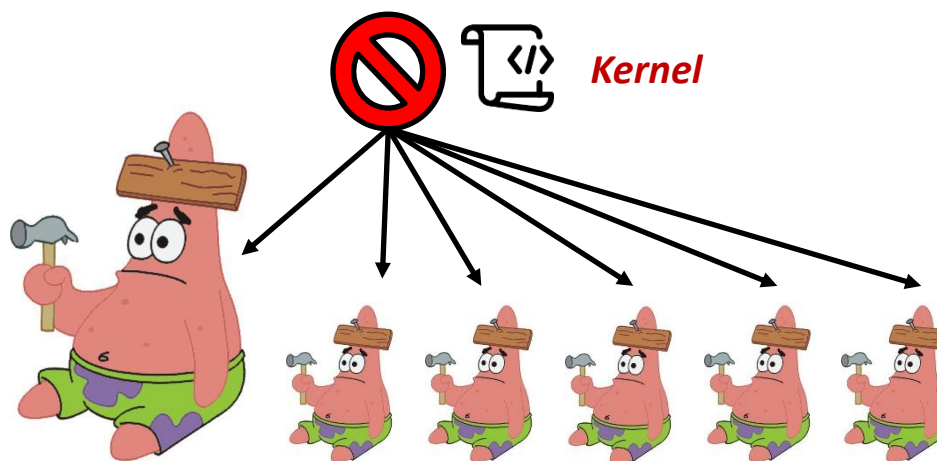
Process Creation

- How do processes get made?
 - By other processes (e.g. the shell)
- A “parent” process calls the kernel to spawn a new “child” process



System Calls

- `fork ()` is a system call
 - System Call: request for service that a program makes of the kernel
- **Why do we even need the kernel?**
 - Most programs can't be trusted
 - Need to stop programs if bad things occur (seg fault)
- **OS exposes special services it manages through system calls**



System Call Error Handling

- On error, Linux system-level functions typically return `-1` and set global variable `errno` to indicate cause.
- **Hard and fast rule:**
 - You must check the return status of every system-level function
 - Only exception is the handful of functions that return `void`
- **Example:**

```
if ((pid = fork()) < 0) {  
    fprintf(stderr, "fork error: %s\n", strerror(errno));  
    exit(-1);  
}
```

Error-reporting functions

- Can simplify somewhat using an *error-reporting function*:

```
void unix_error(char *msg) /* Unix-style error */
{
    fprintf(stderr, "%s: %s\n", msg, strerror(errno));
    exit(-1);
}
```

```
if ((pid = fork()) < 0)
    unix_error("fork error");
```

Note: csapp.c exits with 0.

- It's not always appropriate to exit when something goes wrong.

Error-handling Wrappers

- We simplify the code we present to you even further by using Stevens¹-style error-handling wrappers:

```
pid_t Fork(void)
{
    pid_t pid;

    if ((pid = fork()) < 0)
        unix_error("Fork error");
    return pid;
}
```

```
pid = Fork();
```

- **NOT** what you generally want to do in a real application

¹e.g., in "UNIX Network Programming: The sockets networking API" W. Richard Stevens

Obtaining Process IDs

- `pid_t getpid(void)`
 - Returns PID of current process
- `pid_t getppid(void)`
 - Returns PID of parent process

Creating and Terminating Processes

From a programmer's perspective, we can think of a process as being in one of three states

■ Running

- Process is either executing, or waiting to be executed and will eventually be *scheduled* (i.e., chosen to execute) by the kernel

■ Stopped

- Process execution is *suspended* and will not be scheduled until further notice (next lecture when we study signals)

■ Terminated

- Process is stopped permanently



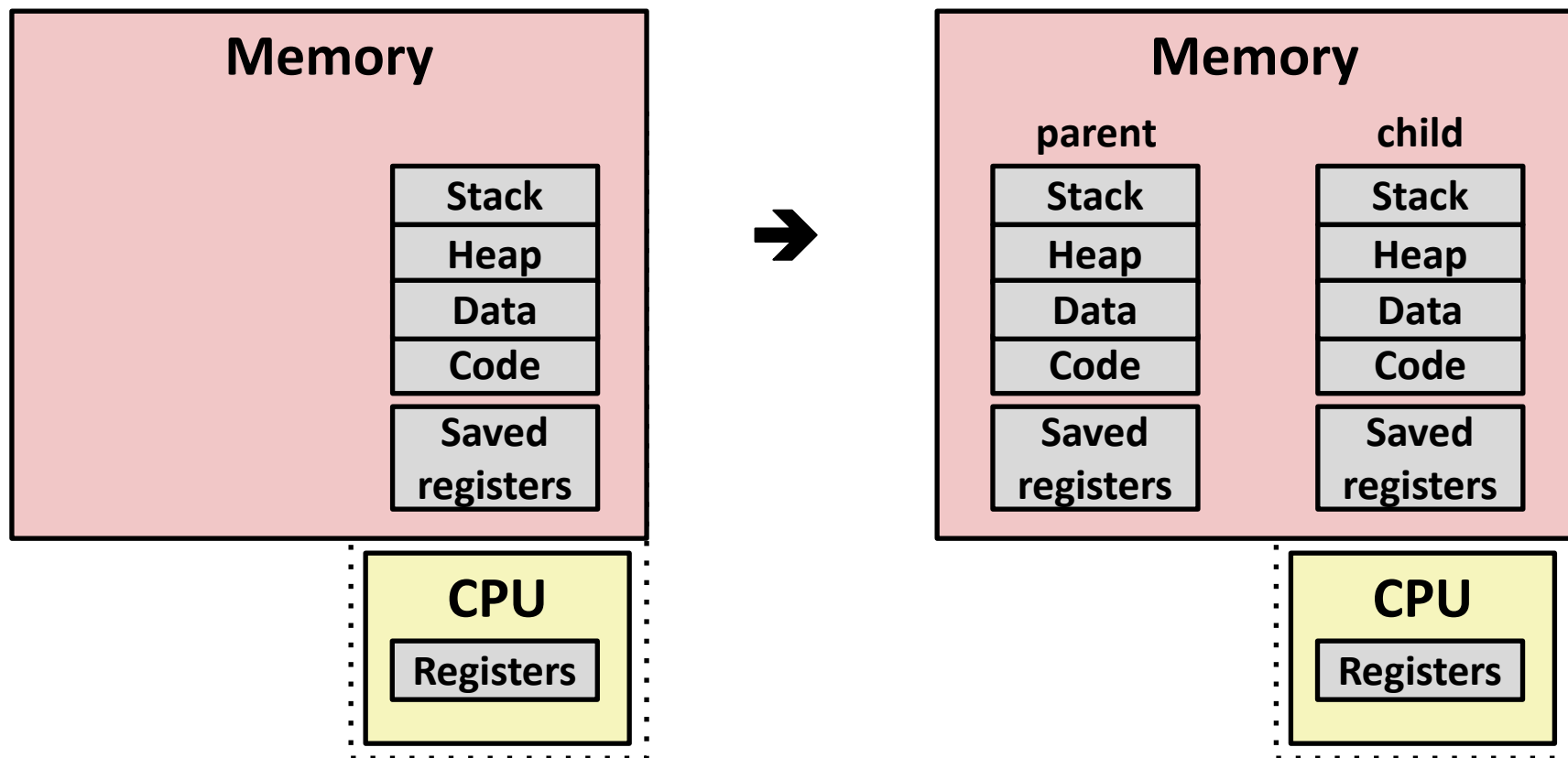
Terminating Processes

- **Process becomes terminated for one of three reasons:**
 - Receiving a signal whose default action is to terminate (next lecture)
 - System call `kill` is synonymous with signal
 - Returning from the `main` routine
 - Calling the `exit` function
- **`void exit(int status)`**
 - Terminates with an *exit status* of `status`
 - Convention: normal return status is 0, nonzero on error
 - Another way to explicitly set the exit status is to return an integer value from the main routine
- **`exit` is called **once** but **never** returns.**

Creating Processes

- *Parent process* creates a new running *child process* by calling `fork`
- `int fork(void)`
 - Returns 0 to the child process, child's PID to parent process
 - Child is *almost* identical to parent:
 - Child get an identical (but separate) copy of the parent's virtual address space.
 - Child gets identical copies of the parent's open file descriptors
 - Child has a different PID than the parent
- `fork` is interesting (and often confusing) because it is called *once* but returns *twice*

Conceptual View of fork



■ Make complete copy of execution state

- Designate one as parent and one as child
- Resume execution of parent or child

The `fork` Function Revisited

- VM and memory mapping explain how `fork` provides private address space for each process.
- **To create virtual address for new process:**
 - Create exact copies of current `mm_struct`, `vm_area_struct`, and page tables.
 - Flag each page in both processes as read-only
 - Flag each `vm_area_struct` in both processes as private COW
- **On return, each process has exact copy of virtual memory.**
- **Subsequent writes create new pages using COW mechanism.**

fork Example

```
int main(int argc, char** argv)
{
    pid_t pid;
    int x = 1;

    pid = Fork();
    if (pid == 0) { /* Child */
        printf("child : x=%d\n", ++x);
        return 0;
    }

    /* Parent */
    printf("parent: x=%d\n", --x);
    return 0;
}
```

fork.c

- Call once, return twice
- Concurrent execution
 - Can't predict execution order of parent and child

```
linux> ./fork
parent: x=0
child : x=2
```

```
linux> ./fork
child : x=2
parent: x=0
```

```
linux> ./fork
parent: x=0
child : x=2
```

```
linux> ./fork
parent: x=0
child : x=2
```

fork Example

```
int main(int argc, char** argv)
{
    pid_t pid;
    int x = 1;

    pid = Fork();
    if (pid == 0) { /* Child */
        printf("child : x=%d\n", ++x);
        return 0;
    }

    /* Parent */
    printf("parent: x=%d\n", --x);
    return 0;
}
```

```
linux> ./fork
parent: x=0
child : x=2
```

- Call once, return twice
- Concurrent execution
 - Can't predict execution order of parent and child
- Duplicate but separate address space
 - `x` has a value of 1 when fork returns in parent and child
 - Subsequent changes to `x` are independent
- Shared open files
 - `stdout` is the same in both parent and child

Modeling fork with Process Graphs

- **A *process graph* is a useful tool for capturing the partial ordering of statements in a concurrent program:**
 - Each vertex is the execution of a statement
 - $a \rightarrow b$ means a happens before b
 - Edges can be labeled with current value of variables
 - `printf` vertices can be labeled with output
 - Each graph begins with a vertex with no inedges
- **Any *topological sort* of the graph corresponds to a feasible total ordering.**
 - Total ordering of vertices where all edges point from left to right

Process Graph Example

```

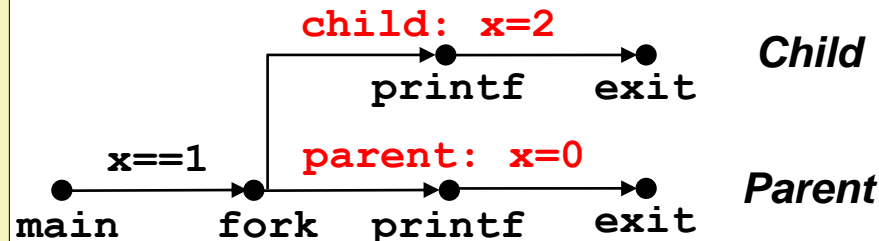
int main(int argc, char** argv)
{
    pid_t pid;
    int x = 1;

    pid = Fork();
    if (pid == 0) { /* Child */
        printf("child : x=%d\n", ++x);
        return 0;
    }

    /* Parent */
    printf("parent: x=%d\n", --x);
    return 0;
}

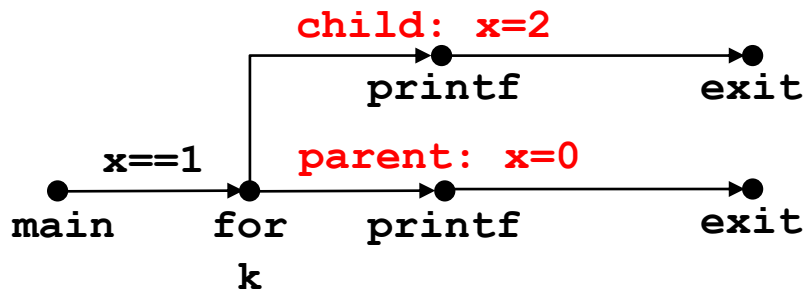
```

fork.c

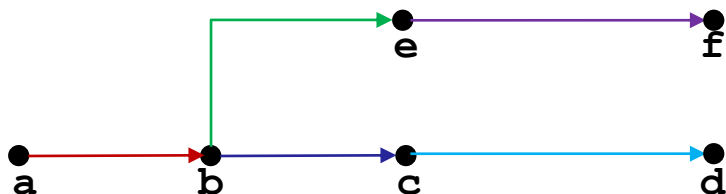


Interpreting Process Graphs

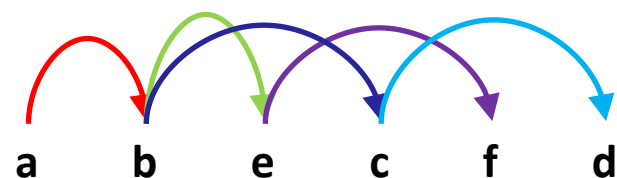
Original graph:



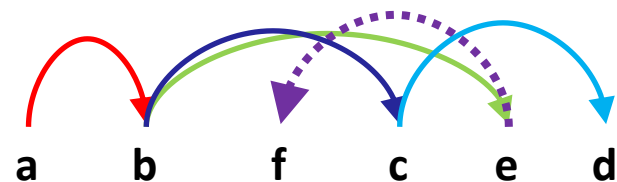
Relabelled graph:



Feasible total ordering:



Feasible or Infeasible?



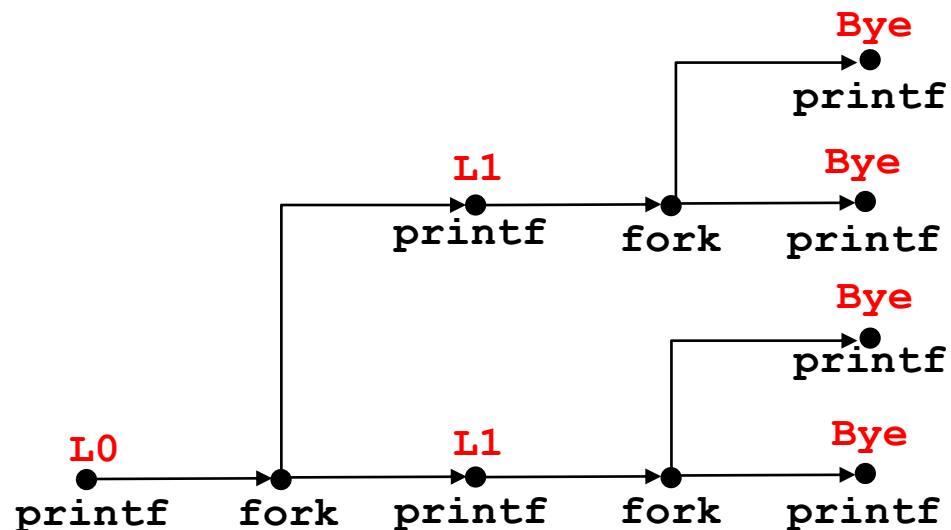
Infeasible: not a topological sort

fork Example: Two consecutive forks

```

void fork2 ()
{
    printf("L0\n");
    fork();
    printf("L1\n");
    fork();
    printf("Bye\n");
}
forks.c

```



Feasible output:

L0
L1
Bye
Bye
L1
Bye
Bye

Infeasible output:

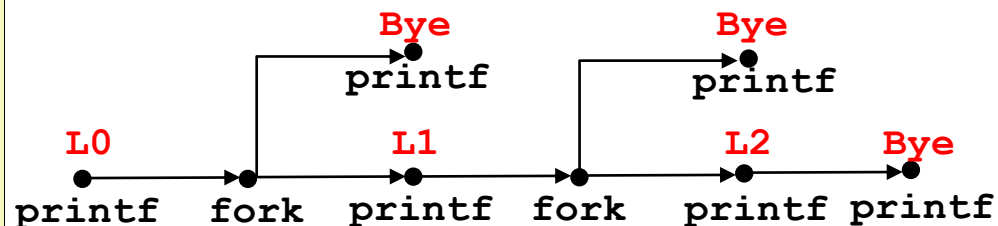
L0
Bye
L1
Bye
L1
Bye
Bye

fork Example: Nested forks in parent

```

void fork4()
{
    printf("L0\n");
    if (fork() != 0) {
        printf("L1\n");
        if (fork() != 0) {
            printf("L2\n");
        }
    }
    printf("Bye\n");
}
                                forks.c

```



Feasible or Infeasible?

L0

Bye

L1

Bye

Bye

L2

Infeasible

Feasible or Infeasible?

L0

L1

Bye

Bye

L2

Bye

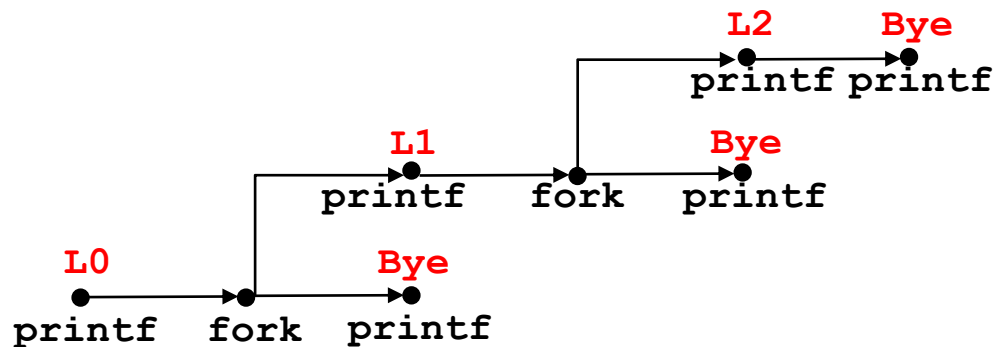
Feasible

fork Example: Nested forks in children

```

void fork5()
{
    printf("L0\n");
    if (fork() == 0) {
        printf("L1\n");
        if (fork() == 0) {
            printf("L2\n");
        }
    }
    printf("Bye\n");
}
                                forks.c

```



Feasible or Infeasible?

L0

Bye

L1

Bye

Bye

L2

Infeasible

Feasible or Infeasible?

L0

Bye

L1

L2

Bye

Bye

Feasible

Quiz

<https://canvas.cmu.edu/courses/28989/quizzes/83201>

Reaping Child Processes

■ Idea

- When process terminates, it still consumes system resources
 - Examples: Exit status, various OS tables
- Called a “zombie”
 - Living corpse, half alive and half dead

■ Reaping

- Performed by parent on terminated child (using `wait` or `waitpid`)
- Parent is given exit status information
- Kernel then deletes zombie child process

■ What if parent doesn't reap?

- If any parent terminates without reaping a child, then the orphaned child should be reaped by `init` process (`pid == 1`)
 - Unless `ppid == 1`! Then need to reboot...
- So, only need explicit reaping in long-running processes
 - e.g., shells and servers

Zombie Example

```
void fork7() {
    if (fork() == 0) {
        /* Child */
        printf("Terminating Child, PID = %d\n", getpid());
        exit(0);
    } else {
        printf("Running Parent, PID = %d\n", getpid());
        while (1)
            ; /* Infinite loop */
    }
}
```

```
linux> ./forks 7 &
[1] 6639
```

```
Running Parent, PID = 6639
```

```
Terminating Child, PID = 6640
```

```
linux> ps
```

PID	TTY	TIME	CMD
6585	ttyp9	00:00:00	tcsh
6639	ttyp9	00:00:03	forks
6640	ttyp9	00:00:00	forks <defunct>
6641	ttyp9	00:00:00	ps

```
linux> kill 6639
```

```
[1] Terminated
```

```
linux> ps
```

PID	TTY	TIME	CMD
6585	ttyp9	00:00:00	tcsh
6642	ttyp9	00:00:00	ps

■ `ps` shows child process as “defunct” (i.e., a zombie)

■ Killing parent allows child to be reaped by `init`

Non-terminating Child Example

```
void fork8 ()
{
    if (fork() == 0) {
        /* Child */
        printf("Running Child, PID = %d\n",
            getpid());
        while (1)
            ; /* Infinite loop */
    } else {
        printf("Terminating Parent, PID = %d\n",
            getpid());
        exit(0);
    }
}
```

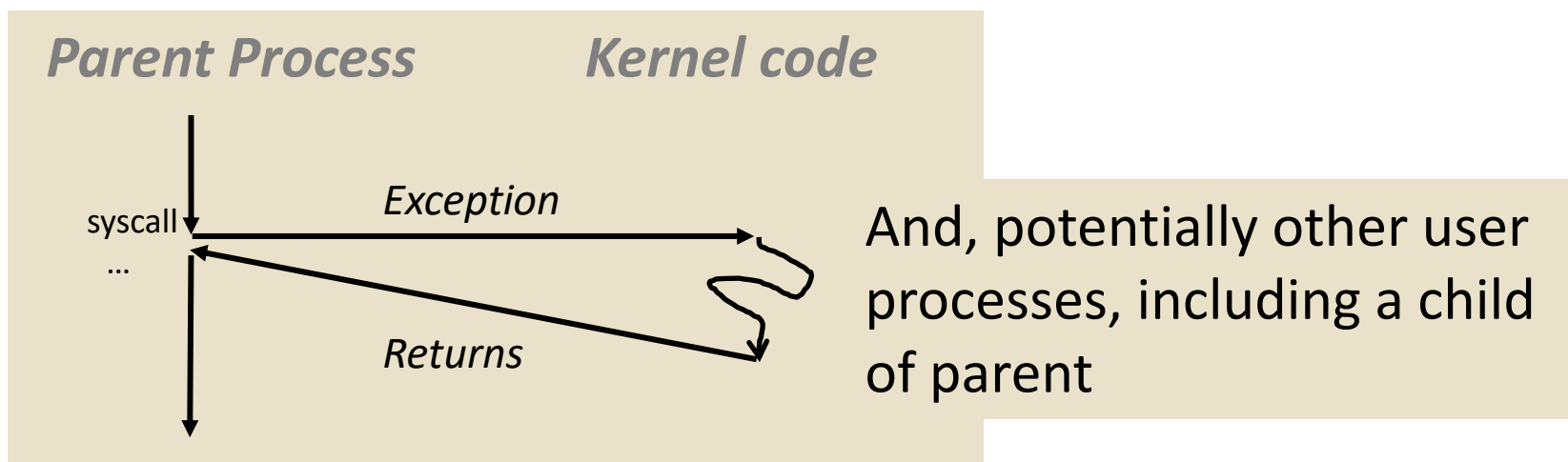
```
linux> ./forks 8
Terminating Parent, PID = 6675
Running Child, PID = 6676
linux> ps
  PID TTY          TIME CMD
 6585 ttys9      00:00:00 tcsh
 6676 ttys9      00:00:06 forks
 6677 ttys9      00:00:00 ps
linux> kill 6676
linux> ps
  PID TTY          TIME CMD
 6585 ttys9      00:00:00 tcsh
 6678 ttys9      00:00:00 ps
```

■ Child process still active even though parent has terminated

■ Must kill child explicitly, or else will keep running indefinitely

wait: Synchronizing with Children

- Parent reaps a child by calling the `wait` function
- `int wait(int *child_status)`
 - Suspends current process until one of its children terminates
 - Implemented as syscall



`wait`: Synchronizing with Children

- Parent reaps a child by calling the `wait` function

- `int wait(int *child_status)`

- Suspends current process until one of its children terminates
- Return value is the `pid` of the child process that terminated
- If `child_status != NULL`, then the integer it points to will be set to a value that indicates reason the child terminated and the exit status:
 - Checked using macros defined in `wait.h`
 - `WIFEXITED`, `WEXITSTATUS`, `WIFSIGNALED`,
`WTERMSIG`, `WIFSTOPPED`, `WSTOPSIG`,
`WIFCONTINUED`
 - See textbook for details

wait: Synchronizing with Children

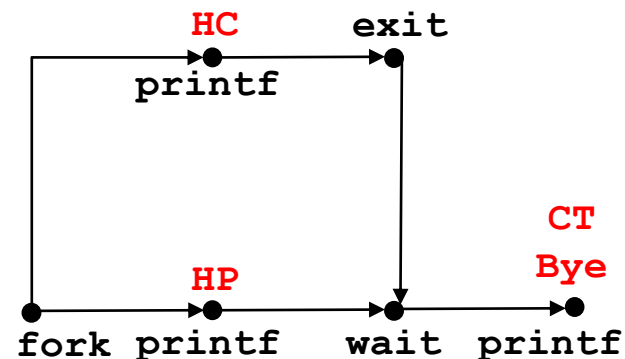
```

void fork9() {
    int child_status;

    if (fork() == 0) {
        printf("HC: hello from child\n");
        exit(0);
    } else {
        printf("HP: hello from parent\n");
        wait(&child_status);
        printf("CT: child has terminated\n");
    }
    printf("Bye\n");
}

```

forks.c



Feasible output(s):

HC **HP**
HP **HC**
CT **CT**
Bye **Bye**

Infeasible output:

HP
CT
Bye
HC

Another wait Example

- If multiple children completed, will take in arbitrary order
- Can use macros WIFEXITED and WEXITSTATUS to get information about exit status

```
void fork10() {
    pid_t pid[N];
    int i, child_status;

    for (i = 0; i < N; i++)
        if ((pid[i] = fork()) == 0) {
            exit(100+i); /* Child */
        }
    for (i = 0; i < N; i++) { /* Parent */
        pid_t wpid = wait(&child_status);
        if (WIFEXITED(child_status))
            printf("Child %d terminated with exit status %d\n",
                wpid, WEXITSTATUS(child_status));
        else
            printf("Child %d terminate abnormally\n", wpid);
    }
}
```

forks.c

waitpid: Waiting for a Specific Process

- `pid_t waitpid(pid_t pid, int *status, int options)`
 - Suspends current process until specific process terminates
 - Various options (see textbook)

```
void fork11() {
    pid_t pid[N];
    int i;
    int child_status;

    for (i = 0; i < N; i++)
        if ((pid[i] = fork()) == 0)
            exit(100+i); /* Child */
    for (i = N-1; i >= 0; i--) {
        pid_t wpid = waitpid(pid[i], &child_status, 0);
        if (WIFEXITED(child_status))
            printf("Child %d terminated with exit status %d\n",
                wpid, WEXITSTATUS(child_status));
        else
            printf("Child %d terminate abnormally\n", wpid);
    }
}
```

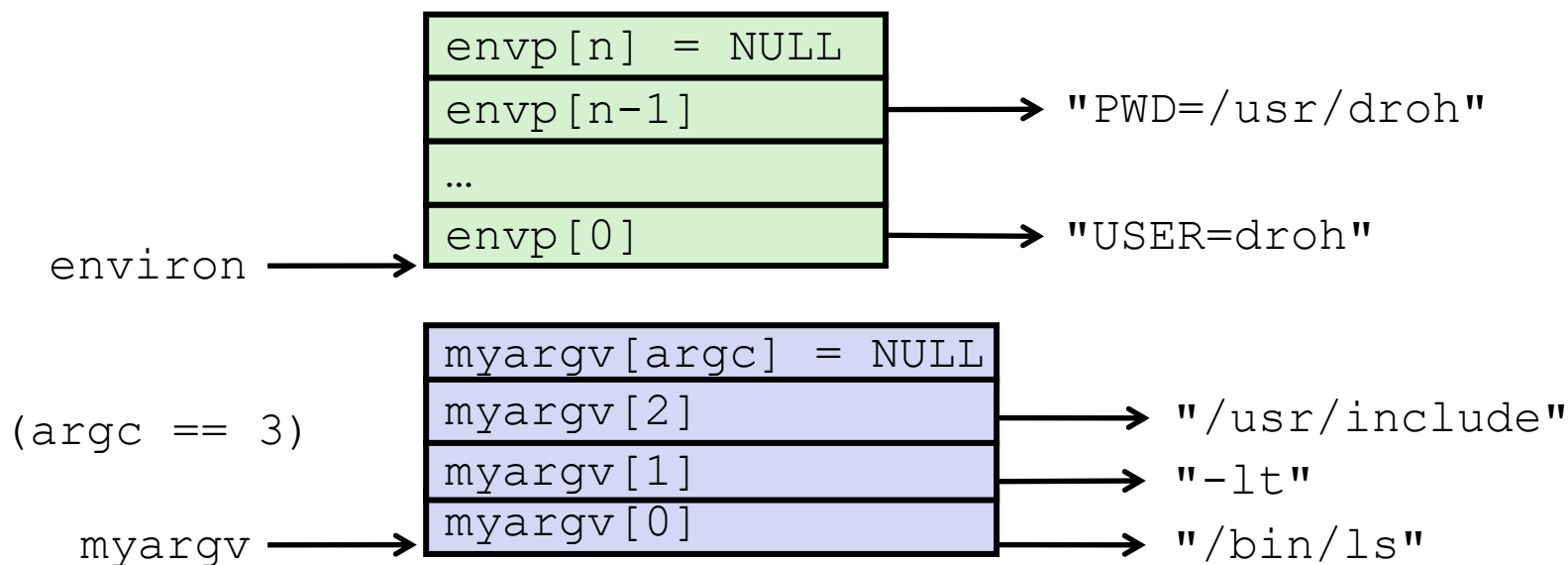
forks.c

execve : Loading and Running Programs

- `int execve(char *filename, char *argv[], char *envp[])`
- **Loads and runs in the current process:**
 - Executable file `filename`
 - Can be object file or script file beginning with `#!interpreter` (e.g., `#!/bin/bash`)
 - ...with argument list `argv`
 - By convention `argv[0]==filename`
 - ...and environment variable list `envp`
 - “name=value” strings (e.g., `USER=droh`)
 - `getenv`, `putenv`, `printenv`
- **Overwrites code, data, and stack**
 - Retains PID, open files and signal context
- **Called **once** and **never** returns**
 - ...except if there is an error

execve Example

- Execute `"/bin/ls -lt /usr/include"` in child process using current environment:

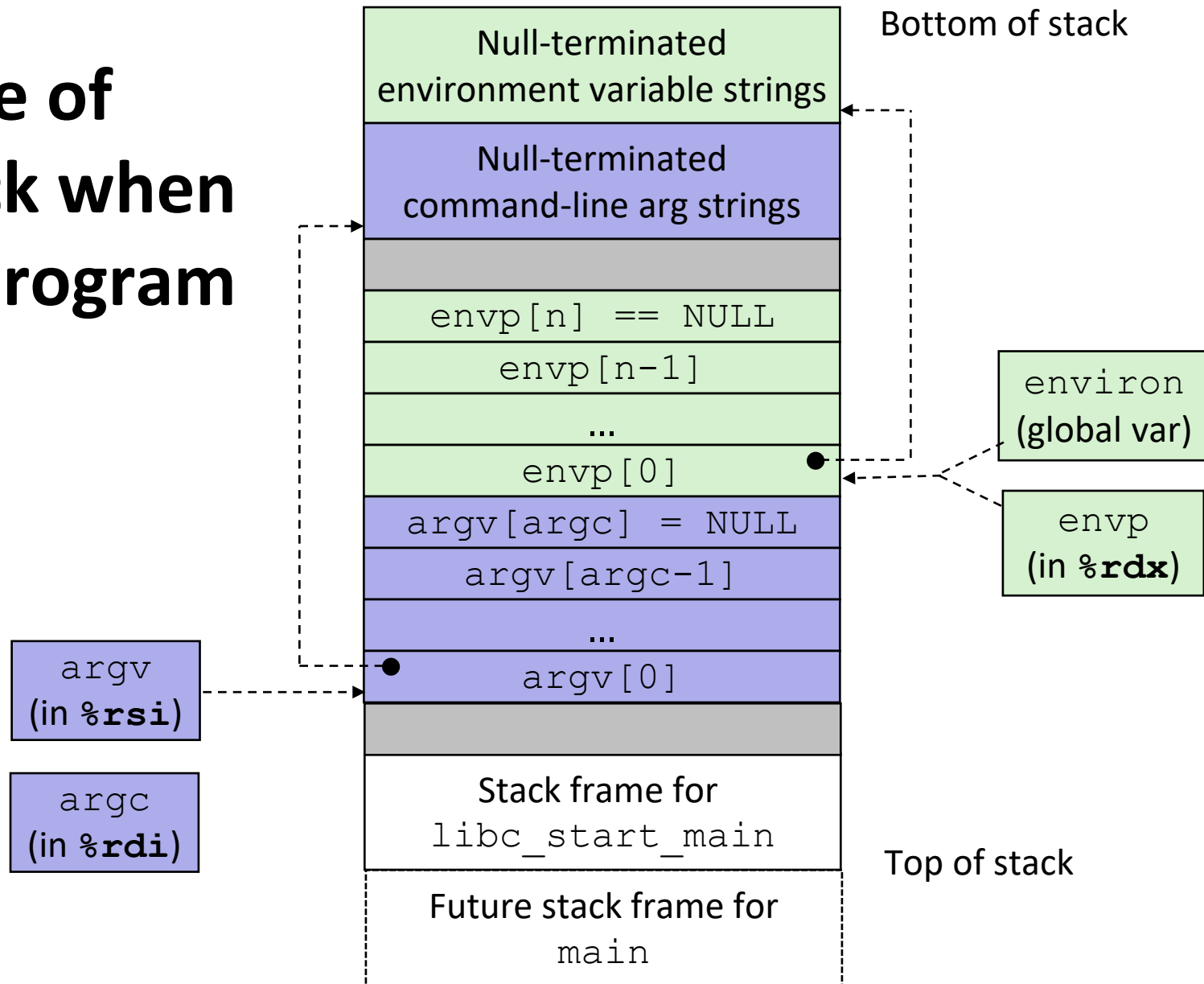


```

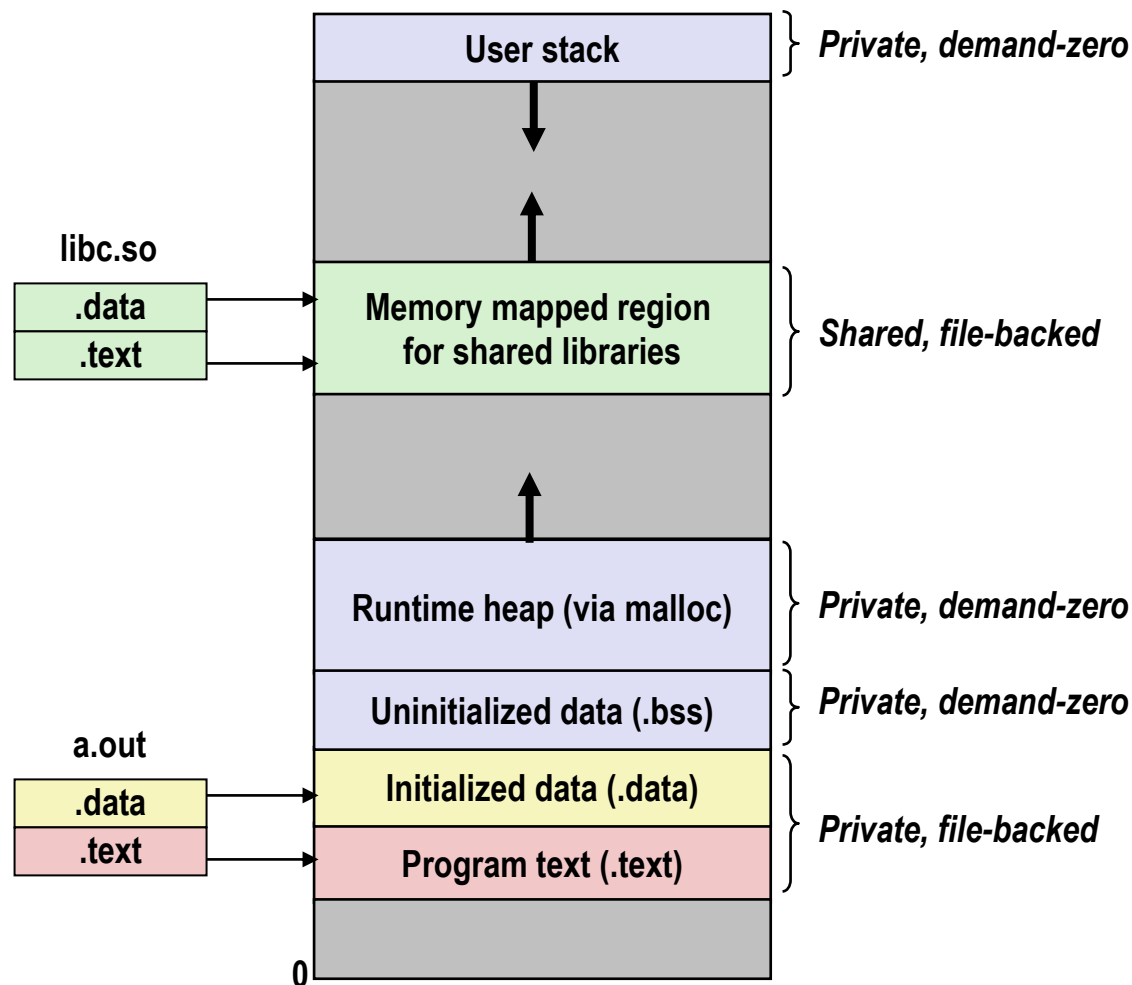
if ((pid = Fork()) == 0) { /* Child runs program */
    if (execve(myargv[0], myargv, environ) < 0) {
        printf("%s: Command not found.\n", myargv[0]);
        exit(1);
    }
}

```


Structure of the stack when a new program starts



The `execve` Function Revisited



- To load and run a new program `a.out` in the current process using `execve`:
- Free `vm_area_struct`'s and `page_tables` for old areas
- Create `vm_area_struct`'s and `page_tables` for new areas
 - Programs and initialized data backed by object files.
 - `.bss` and stack backed by anonymous files.
- Set PC to entry point in `.text`
 - Linux will fault in code and data pages as needed.

Making `fork` More Nondeterministic

■ Problem

- Linux scheduler does not create much run-to-run variance
- Hides potential race conditions in nondeterministic programs
 - E.g., does `fork` return to child first, or to parent?

■ Solution

- Create custom version of library routine that inserts random delays along different branches
 - E.g., for parent and child in `fork`
- Use runtime interpositioning to have program use special version of library code

Variable delay fork

```
/* fork wrapper function */
pid_t fork(void) {
    initialize();
    int parent_delay = choose_delay();
    int child_delay = choose_delay();
    pid_t parent_pid = getpid();
    pid_t child_pid_or_zero = real_fork();
    if (child_pid_or_zero > 0) {
        /* Parent */
        if (verbose) {
            printf(
"Fork.  Child pid=%d, delay = %dms.  Parent pid=%d, delay = %dms\n",
                child_pid_or_zero, child_delay,
                parent_pid, parent_delay);
            fflush(stdout);
        }
        ms_sleep(parent_delay);
    } else {
        /* Child */
        ms_sleep(child_delay);
    }
    return child_pid_or_zero;
}
```

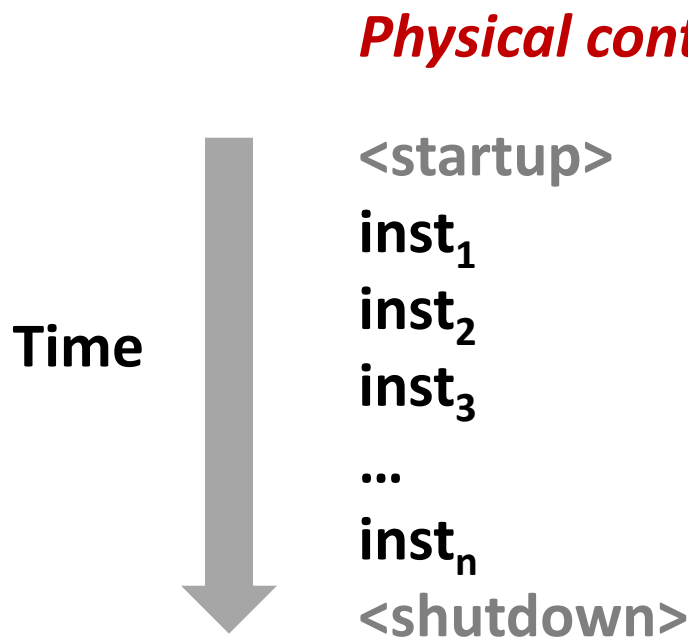
Today

- Processes
- Activity 1 (all problems)
- Process Control
 - Quiz
- **Exceptional Control Flow**
- Activity 2 (all problems)
- Exceptions
 - Activity 3 (all problems)

Control Flow

■ Processors do only one thing:

- From startup to shutdown, each CPU core simply reads and executes (interprets) a sequence of instructions, one at a time *
- This sequence is the CPU's *control flow* (or *flow of control*)



- * Externally, from an architectural viewpoint (internally, the CPU may use parallel out-of-order execution)

Altering the Control Flow

- **Up to now: two mechanisms for changing control flow:**
 - Jumps and branches
 - Call and returnReact to changes in *program state*

- **Insufficient for a useful system:**
Difficult to react to changes in *system state*
 - Data arrives from a disk or a network adapter
 - Instruction divides by zero
 - User hits Ctrl-C at the keyboard
 - System timer expires

- **System needs mechanisms for “exceptional control flow”**

Exceptional Control Flow

- **Exists at all levels of a computer system**
- **Low level mechanisms**
 - 1. **Exceptions**
 - Change in control flow in response to a system event (i.e., change in system state)
 - Implemented using combination of hardware and OS software
- **Higher level mechanisms**
 - 2. **Process context switch**
 - Implemented by OS software and hardware timer
 - 3. **Signals**
 - Implemented by OS software
 - ~~4. **Nonlocal jumps: `setjmp()` and `longjmp()`**~~
 - ~~Implemented by C runtime library~~

Today

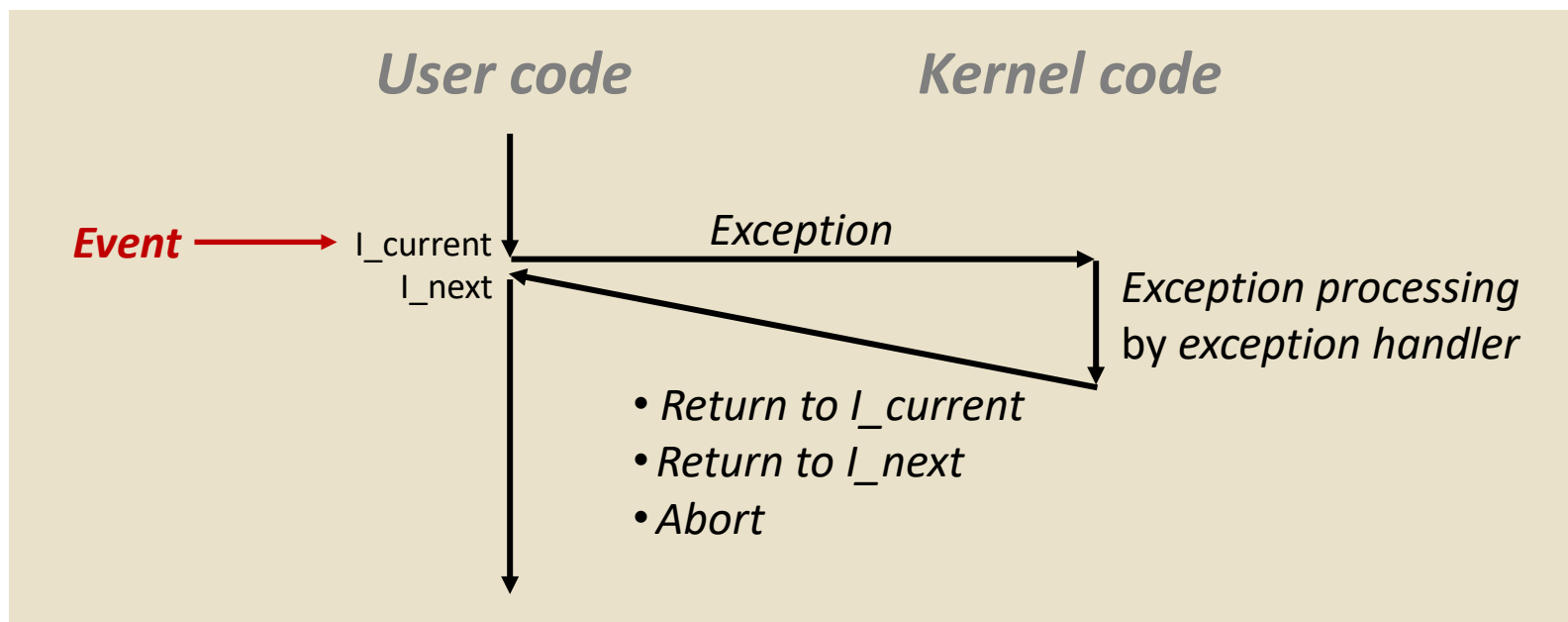
- Processes
- Activity 1 (all problems)
- Process Control
 - Quiz
- Exceptional Control Flow
- **Activity 2 (all problems)**
- Exceptions
 - Activity 3 (all problems)

Today

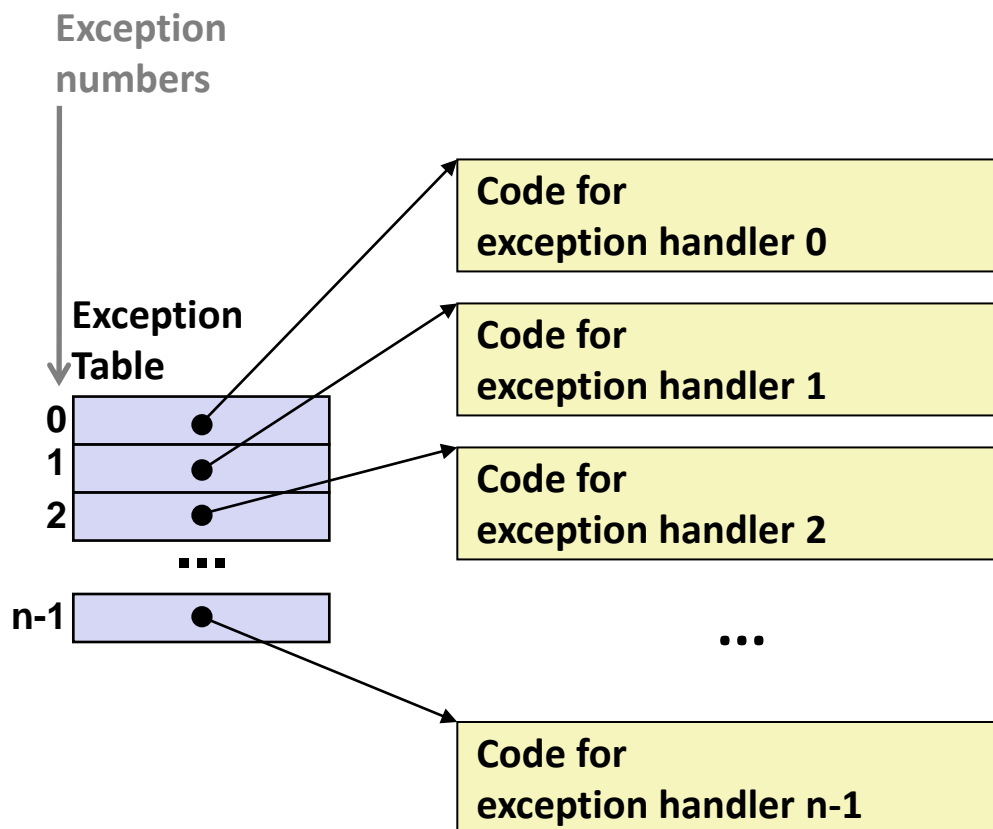
- Processes
- Activity 1 (all problems)
- Process Control
 - Quiz
- Exceptional Control Flow
- Activity 2 (all problems)
- **Exceptions**
 - Activity 3 (all problems)

Exceptions

- An **exception** is a transfer of control to the OS *kernel* in response to some *event* (i.e., change in processor state)
 - Kernel is the memory-resident part of the OS
 - Examples of events: Divide by 0, arithmetic overflow, page fault, I/O request completes, typing Ctrl-C

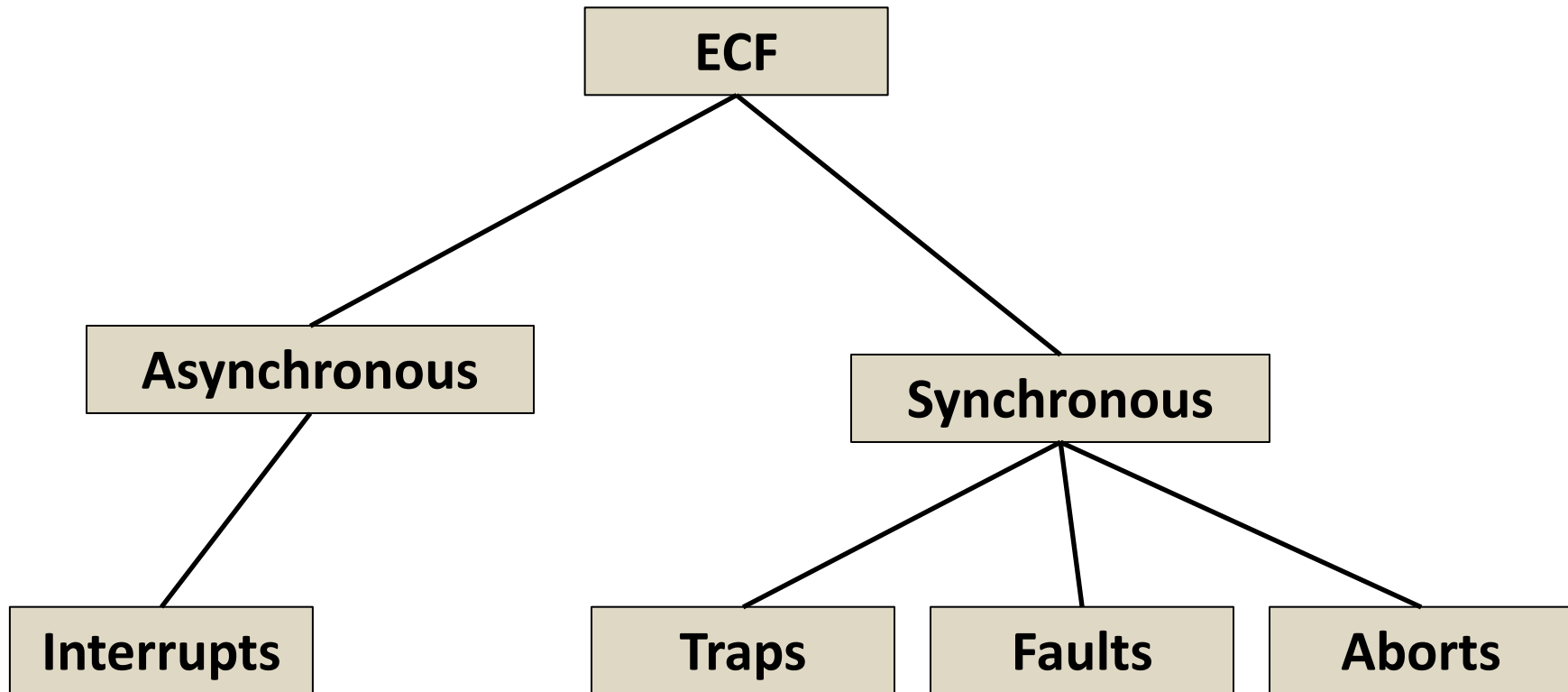


Exception Tables



- Each type of event has a unique exception number k
- k = index into exception table (a.k.a. interrupt vector)
- Handler k is called each time exception k occurs

(partial) Taxonomy



Asynchronous Exceptions (Interrupts)

- **Caused by events external to the processor**
 - Indicated by setting the processor's *interrupt pin*
 - Handler returns to “next” instruction

- **Examples:**
 - Timer interrupt
 - Every few ms, an external timer chip triggers an interrupt
 - Used by the kernel to take back control from user programs
 - I/O interrupt from external device
 - Hitting Ctrl-C at the keyboard
 - Arrival of a packet from a network
 - Arrival of data from a disk

Synchronous Exceptions

■ Caused by events that occur as a result of executing an instruction:

■ *Traps*

- Intentional, set program up to “trip the trap” and do something
- Examples: *system calls*, gdb breakpoints
- Returns control to “next” instruction

■ *Faults*

- Unintentional but possibly recoverable
- Examples: page faults (recoverable), protection faults (unrecoverable), floating point exceptions
- Either re-executes faulting (“current”) instruction or aborts

■ *Aborts*

- Unintentional and unrecoverable
- Examples: illegal instruction, parity error, machine check
- Aborts current program

**Do Activity 3
(all problems)**

System Calls

- Each x86-64 system call has a unique ID number
- Examples:

<i>Number</i>	<i>Name</i>	<i>Description</i>
0	read	Read file
1	write	Write file
2	open	Open file
3	close	Close file
4	stat	Get info about file
57	fork	Create process
59	execve	Execute a program
60	_exit	Terminate process
62	kill	Send signal to process

System Call Example: Opening File

- User calls: `open(filename, options)`
- Calls `__open` function, which invokes system call instruction `syscall`

```
0000000000e5d70 <__open>:
```

```
...
```

```
e5d79: b8 02 00 00 00    mov $0x2,%eax    # open is syscall #2
```

```
e5d7e: 0f 05            syscall          # Return value in %rax
```

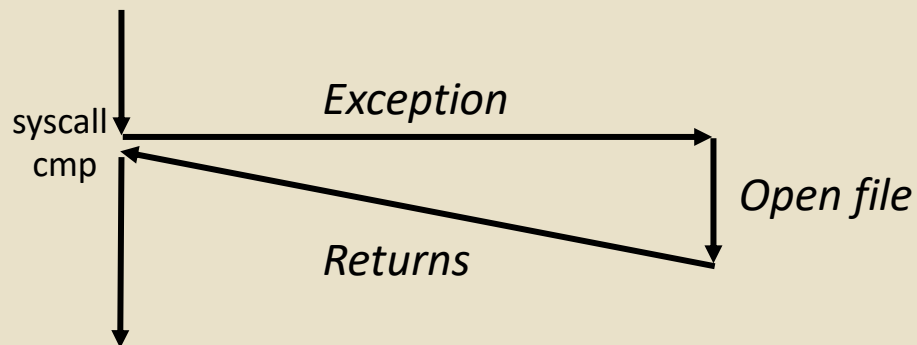
```
e5d80: 48 3d 01 f0 ff ff  cmp $0xffffffff001,%rax
```

```
...
```

```
e5dfa: c3              retq
```

User code

Kernel code



- `%rax` contains syscall number
- Other arguments in `%rdi`, `%rsi`, `%rdx`, `%r10`, `%r8`, `%r9`
- Return value in `%rax`
- Negative value is an error corresponding to negative `errno`

System Call

- User calls: `open (filename, flags, mode)`
- Calls `__open` function

```

0000000000e5d70 <__open@libc.so.6>
...
e5d79: b8 02 00 00 00
e5d7e: 0f 05          syscall
e5d80: 48 3d 01 f0 ff ff
...
e5dfa: c3          retq
  
```

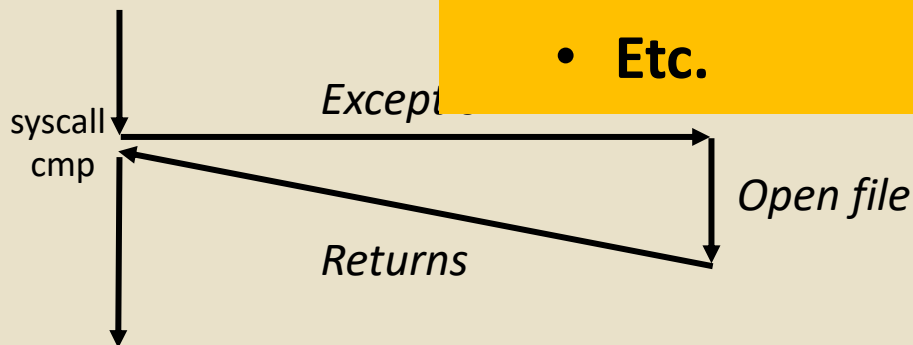
Almost like a function call

- Transfer of control
- On return, executes next instruction
- Passes arguments using calling convention
- Gets result in `%rax`

One Important exception!

- Executed by Kernel
- Different set of privileges
- And other differences:
 - E.g., “address” of “function” is in `%rax`
 - Uses `errno`
 - Etc.

User code



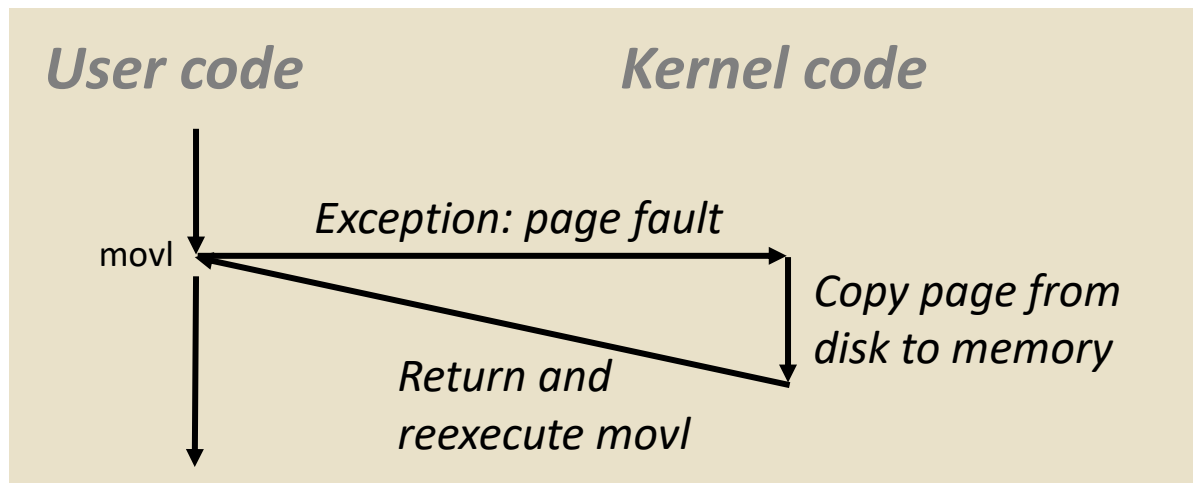
- Return value in `%rax`
- Negative value is an error corresponding to negative `errno`

Fault Example: Page Fault

- User writes to memory location
- That portion (page) of user's memory is currently on disk

```
int a[1000];
main ()
{
    a[500] = 13;
}
```

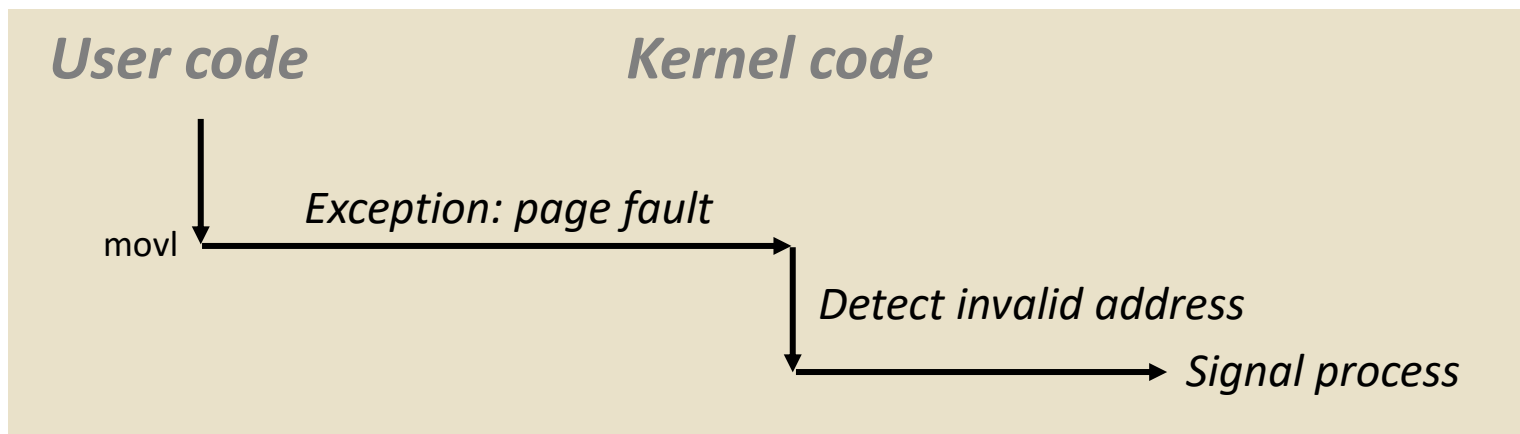
```
80483b7:      c7 05 10 9d 04 08 0d  movl   $0xd,0x8049d10
```



Fault Example: Invalid Memory Reference

```
int a[1000];
main ()
{
    a[5000] = 13;
}
```

```
80483b7:    c7 05 60 e3 04 08 0d    movl    $0xd,0x804e360
```



- Sends **SIGSEGV** signal to user process
- User process exits with “segmentation fault”

Summary

■ Processes

- At any given time, system has multiple active processes
- Only one can execute at a time on any single core
- Each process appears to have total control of processor + private memory space

■ Exceptions

- Events that require nonstandard control flow
- Generated externally (interrupts) or internally (traps and faults)

Summary (cont.)

- **Spawning processes**
 - Call `fork`
 - One call, two returns
- **Process completion**
 - Call `exit`
 - One call, no return
- **Reaping and waiting for processes**
 - Call `wait` or `waitpid`
- **Loading and running programs**
 - Call `execve` (or variant)
 - One call, (normally) no return