

11-755 Machine Learning for Signal Processing

Eigen Representations: Detecting faces in images

Class 6. 15 Sep 2011

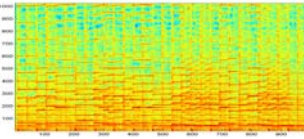
Instructor: Bhiksha Raj

Administrivia

- Project teams?
- Project proposals?
- TAs have updated timings and locations (on webpage)

11-755 MLSP: Bhiksha Raj

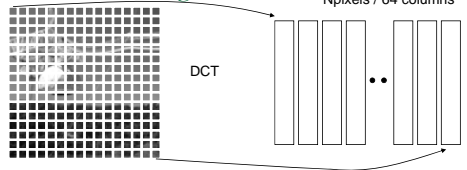
Last Lecture: Representing Audio



- Basic DFT
- Computing a Spectrogram
- Computing additional features from a spectrogram

11-755 MLSP: Bhiksha Raj


What about images?



- DCT of small segments
 - 8x8
 - Each image becomes a matrix of DCT vectors
- DCT of the image
- Haar transform (checkerboard)
- Or data-driven representations..**

11-755 MLSP: Bhiksha Raj


Returning to Eigen Computation



- A collection of faces
 - All normalized to 100x100 pixels
- What is common among all of them?
 - Do we have a common descriptor?

11-755 MLSP: Bhiksha Raj


A least squares typical face



- Can we do better than a blank screen to find the most common portion of faces?
 - The first checkerboard; the zeroth frequency component..
- Assumption: There is a "typical" face that captures most of what is common to all faces
 - Every face can be represented by a scaled version of a typical face
 - What is this face?
- Approximate **every** face f as $f = w_f V$
- Estimate V to minimize the squared error
 - How?
 - What is V ?

11-755 MLSP: Bhiksha Raj

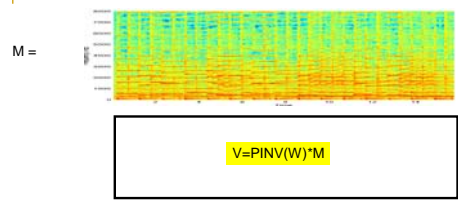
A collection of least squares typical faces



- Assumption: There are a set of K "typical" faces that captures most of all faces
- Approximate **every** face f as $f = w_{f,1} V_1 + w_{f,2} V_2 + w_{f,3} V_3 + \dots + w_{f,k} V_k$
 - V_2 is used to "correct" errors resulting from using only V_1
 - So the total energy in $w_{f,2}$ ($\sum w_{f,2}^2$) must be lesser than the total energy in $w_{f,1}$ ($\sum w_{f,1}^2$)
 - V_3 corrects errors remaining after correction with V_2
 - The total energy in $w_{f,3}$ must be lesser than that even in $w_{f,2}$
 - And so on...
 - $V = [V_1 V_2 V_3 \dots]$
- Estimate V to minimize the squared error
 - How?
 - What is V ?

11-755 MLSP: Bhiksha Raj

A recollection



$M =$ [Heatmap]

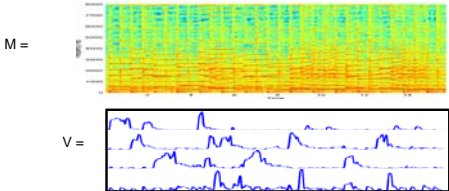
$V = \text{PINV}(W) * M$

$W =$ [Diagram of matrix W]

$U = ?$

11-755 MLSP: Bhiksha Raj

How about the other way?



$M =$ [Heatmap]

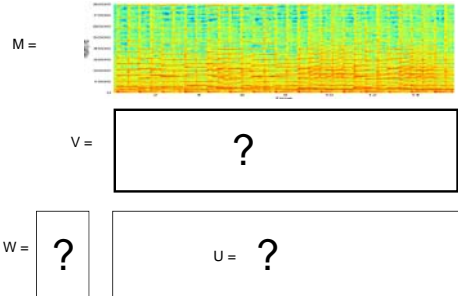
$V =$ [Plot]

$W = ?$ $U = ?$

- $W = M * \text{Pinv}(V)$

11-755 MLSP: Bhiksha Raj

How about the other way?



$M =$ [Heatmap]

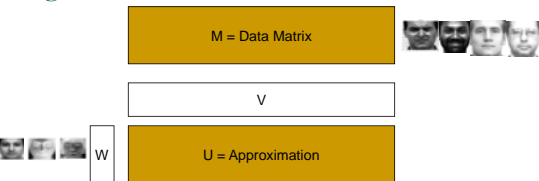
$V = ?$

$W = ?$ $U = ?$

- $W \setminus \text{approx} = M$

11-755 MLSP: Bhiksha Raj

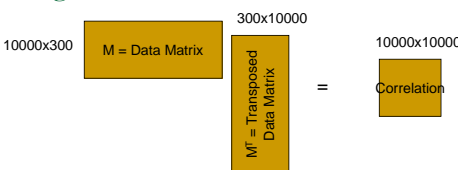
Eigen Faces!



- Here W , V and U are ALL known and must be determined
 - Such that the squared error between U and M is minimum
- Eigen analysis allows you to find W and V such that $U = WV$ has the least squared error with respect to the original data M
- If the original data are a collection of faces, the columns of W represent the space of *eigen faces*.

11-755 MLSP: Bhiksha Raj

Eigen faces



- Lay all faces side by side in vector form to form a matrix
 - In my example: 300 faces. So the matrix is 10000 x 300
- Multiply the matrix by its transpose
 - The correlation matrix is 10000x10000

11-755 MLSP: Bhiksha Raj

Eigen faces

[U,S] = eig(correlation)

$$S = \begin{bmatrix} \lambda_1 & 0 & 0 & 0 \\ 0 & \lambda_2 & 0 & 0 \\ \dots & \dots & \dots & \dots \\ 0 & 0 & 0 & \lambda_{10000} \end{bmatrix} \quad U = \begin{bmatrix} \text{eigenface1} \\ \text{eigenface2} \\ \dots \end{bmatrix}$$

- Compute the eigen vectors
 - Only 300 of the 10000 eigen values are non-zero
 - Why?
- Retain eigen vectors with high eigen values (>0)
 - Could use a higher threshold

11-755 MLSP: Bhiksha Raj

Eigen Faces

$$U = \begin{bmatrix} \text{eigenface1} \\ \text{eigenface2} \\ \dots \end{bmatrix}$$

- The eigen vector with the highest eigen value is the first typical face
- The vector with the second highest eigen value is the second typical face.
- Etc.

11-755 MLSP: Bhiksha Raj

Representing a face

$$= w_1 \text{eigenface1} + w_2 \text{eigenface2} + w_3 \text{eigenface3} + \dots$$

Representation = $[w_1 \ w_2 \ w_3 \ \dots]^T$

- The weights with which the eigen faces must be combined to compose the face are used to represent the face!

11-755 MLSP: Bhiksha Raj

Principal Component Analysis

- Eigen analysis: Computing the "Principal" directions of a data
 - What do they mean
 - Why do we care

11-755 MLSP: Bhiksha Raj

Principal Components == Eigen Vectors

- Principal Component Analysis is the same as Eigen analysis
- The "Principal Components" are the Eigen Vectors

11-755 MLSP: Bhiksha Raj

Principal Component Analysis

Which line through the mean leads to the smallest reconstruction error (sum of squared lengths of the blue lines) ?

11-755 MLSP: Bhiksha Raj

Principal Components

- The first principal component is the *first Eigen* ("typical") vector
 - $X = \alpha_1(X)E_1$
 - The first Eigen face
 - For non-zero-mean data sets, the average of the data
- The second principal component is the second "typical" (or correction) vector
 - $X = \alpha_1(X)E_1 + \alpha_2(X)E_2$

11-755 MLSP: Bhiksha Raj

SVD instead of Eigen

- Do we need to compute a 10000 x 10000 correlation matrix and then perform Eigen analysis?
 - Will take a very long time on your laptop
- SVD
 - Only need to perform "Thin" SVD. Very fast
 - $U = 10000 \times 300$
 - The columns of U are the eigen faces!
 - The Us corresponding to the "zero" eigen values are not computed
 - $S = 300 \times 300$
 - $V = 300 \times 300$

11-755 MLSP: Bhiksha Raj

NORMALIZING OUT VARIATIONS

11-755 MLSP: Bhiksha Raj

Images: Accounting for variations

- What are the obvious differences in the above images
- How can we capture these differences
 - Hint – image histograms..

11-755 MLSP: Bhiksha Raj

Images -- Variations

- Pixel histograms: what are the differences

11-755 MLSP: Bhiksha Raj

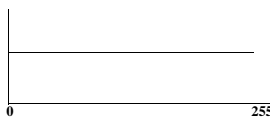
Normalizing Image Characteristics

- Normalize the pictures
 - Eliminate lighting/contrast variations
 - All pictures must have "similar" lighting
 - How?
- Lighting and contrast are represented in the image histograms:

11-755 MLSP: Bhiksha Raj

Histogram Equalization

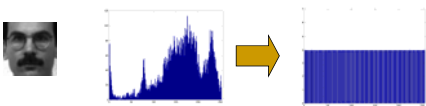
- Normalize histograms of images
 - Maximize the contrast
 - Contrast is defined as the "flatness" of the histogram
 - For maximal contrast, every greyscale must happen as frequently as every other greyscale



- Maximizing the contrast: Flattening the histogram
 - Doing it for every image ensures that every image has the same contrast
 - I.e. exactly the same histogram of pixel values
 - Which should be flat

11-755 MLSP: Bhiksha Raj


Histogram Equalization



- Modify pixel values such that histogram becomes "flat".
- For each pixel
 - New pixel value = $f(\text{old pixel value})$
 - What is $f()$?
- Easy way to compute this function: map cumulative counts

11-755 MLSP: Bhiksha Raj

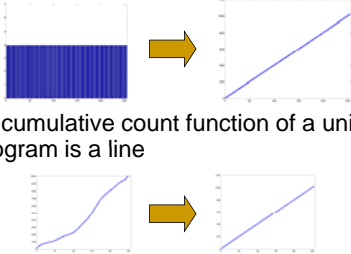
Cumulative Count Function



- The *histogram (count)* of a pixel value X is the number of pixels in the image that have value X
 - E.g. in the above image, the count of pixel value 180 is about 110
- The *cumulative count* at pixel value X is the total number of pixels that have values in the range $0 \leq x \leq X$
 - $CCF(X) = H(1) + H(2) + \dots + H(X)$

11-755 MLSP: Bhiksha Raj


Cumulative Count Function



- The cumulative count function of a uniform histogram is a line
- We must modify the pixel values of the image so that its cumulative count is a line

11-755 MLSP: Bhiksha Raj

Mapping CCFs

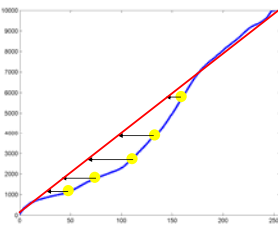


Move x axis levels around until the plot to the left looks like the plot to the right

- $CCF(f(x)) \rightarrow a * f(x)$ [of $a * (f(x)+1)$ if pixels can take value 0]
 - x = pixel value
 - $f()$ is the function that converts the old pixel value to a new (normalized) pixel value
 - $a = (\text{total no. of pixels in image}) / (\text{total no. of pixel levels})$
 - The no. of pixel levels is 256 in our examples
 - Total no. of pixels is 10000 in a 100x100 image

11-755 MLSP: Bhiksha Raj

Mapping CCFs



- For each pixel value x :
 - Find the location on the red line that has the closest Y value to the observed CCF at x

11-755 MLSP: Bhiksha Raj

Mapping CCFs

$f(x1) = x2$
 $f(x3) = x4$
Etc.

- For each pixel value x :
 - Find the location on the red line that has the closest Y value to the observed CCF at x

11-755 MLSP: Bhiksha Raj

Mapping CCFs

Move x axis levels around until the plot to the left looks like the plot to the right

- For each pixel in the image to the left
 - The pixel has a value x
 - Find the CCF at that pixel value $CCF(x)$
 - Find x' such that $CCF(x')$ in the function to the right equals $CCF(x)$
 - x' such that $CCF_flat(x') = CCF(x)$
 - Modify the pixel value to x'

11-755 MLSP: Bhiksha Raj

Doing it Formulaically

$$f(x) = \text{round} \left(\frac{CCF(x) - CCF_{\min}}{N_{\text{pixels}} - CCF_{\min}} \cdot \text{Max.pixel.value} \right)$$

- CCF_{\min} is the smallest non-zero value of $CCF(x)$
 - The value of the CCF at the smallest observed pixel value
- N_{pixels} is the total no. of pixels in the image
 - 10000 for a 100x100 image
- Max.pixel.value is the highest pixel value
 - 255 for 8-bit pixel representations

11-755 MLSP: Bhiksha Raj

Or even simpler

- Matlab:
 - `Newimage = histeq(oldimage)`

11-755 MLSP: Bhiksha Raj

Histogram Equalization

- Left column: Original image
- Right column: Equalized image
- All images now have similar contrast levels

11-755 MLSP: Bhiksha Raj

Eigenfaces after Equalization


- Left panel : Without HEQ
- Right panel: With HEQ
 - Eigen faces are more face like..
 - Need not always be the case

11-755 MLSP: Bhiksha Raj

Detecting Faces in Images

11-755 MLSP: Bhiksha Raj


Detecting Faces in Images



- Finding face like patterns
 - How do we find if a picture has faces in it
 - Where are the faces?
- A simple solution:
 - Define a "typical face"
 - Find the "typical face" in the image

11-755 MLSP: Bhiksha Raj


Finding faces in an image



- Picture is larger than the "typical face"
 - E.g. typical face is 100x100, picture is 600x800
- First convert to greyscale
 - $R + G + B$
 - Not very useful to work in color

11-755 MLSP: Bhiksha Raj


Finding faces in an image



- Goal .. To find out if and where images that look like the "typical" face occur in the picture

11-755 MLSP: Bhiksha Raj


Finding faces in an image



- Try to "match" the typical face to each location in the picture

11-755 MLSP: Bhiksha Raj

Finding faces in an image



- Try to "match" the typical face to each location in the picture

11-755 MLSP: Bhiksha Raj

Finding faces in an image



- Try to “match” the typical face to each location in the picture

11-755 MLSP: Bhiksha Raj

Finding faces in an image



- Try to “match” the typical face to each location in the picture

11-755 MLSP: Bhiksha Raj

Finding faces in an image



- Try to “match” the typical face to each location in the picture

11-755 MLSP: Bhiksha Raj

Finding faces in an image



- Try to “match” the typical face to each location in the picture

11-755 MLSP: Bhiksha Raj

Finding faces in an image



- Try to “match” the typical face to each location in the picture

11-755 MLSP: Bhiksha Raj


Finding faces in an image



- Try to “match” the typical face to each location in the picture

11-755 MLSP: Bhiksha Raj


Finding faces in an image



- Try to “match” the typical face to each location in the picture

11-755 MLSP: Bhiksha Raj


Finding faces in an image



- Try to “match” the typical face to each location in the picture
- The “typical face” will explain some spots on the image much better than others
 - These are the spots at which we probably have a face!

11-755 MLSP: Bhiksha Raj


How to “match”



- What exactly is the “match”
 - What is the match “score”
- The DOT Product
 - Express the typical face as a vector
 - Express the region of the image being evaluated as a vector
 - But first histogram equalize the region
 - Just the section being evaluated, without considering the rest of the image
 - Compute the dot product of the typical face vector and the “region” vector

11-755 MLSP: Bhiksha Raj

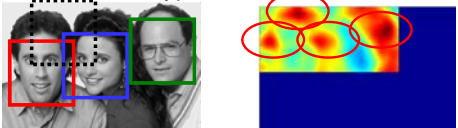
What do we get



- The right panel shows the dot product a various loctions
 - Redder is higher
 - The locations of peaks indicate locations of faces!

11-755 MLSP: Bhiksha Raj


What do we get



- The right panel shows the dot product a various loctions
 - Redder is higher
 - The locations of peaks indicate locations of faces!
- Correctly detects all three faces
 - Likes George’s face most
 - He looks most like the typical face
- Also finds a face where there is none!
 - A false alarm

11-755 MLSP: Bhiksha Raj

Scaling and Rotation Problems



- Scaling
 - Not all faces are the same size
 - Some people have bigger faces
 - The size of the face on the image changes with perspective
 - Our “typical face” only represents one of these sizes
- Rotation
 - The head need not always be upright!
 - Our typical face image was upright

11-755 MLSP: Bhiksha Raj

Solution



- Create many “typical faces”
 - One for each scaling factor
 - One for each rotation
 - How will we do this?
- Match them all
- Does this work
 - Kind of .. Not well enough at all
 - We need more sophisticated models

11-755 MI.SP: Bhiksha Raj

Face Detection: A Quick Historical Perspective




Figure 1: The basic algorithm used for face detection.

- Many more complex methods
 - Use edge detectors and search for face like patterns
 - Find “feature” detectors (noses, ears..) and employ them in complex neural networks..
- The Viola Jones method
 - Boosted cascaded classifiers
- But first, what is boosting

11-755 MI.SP: Bhiksha Raj

And even before that – what is classification?

- Given “features” describing an entity, determine the category it belongs to
 - Walks on two legs, has no hair. Is this
 - A Chimpanzee
 - A Human
 - Has long hair, is 5’4” tall, is this
 - A man
 - A woman
 - Matches “eye” pattern with score 0.5, “mouth pattern” with score 0.25, “nose” pattern with score 0.1. Are we looking at
 - A face
 - Not a face?


11-755 MI.SP: Bhiksha Raj

Classification

- Multi-class classification
 - Many possible categories
 - E.g. Sounds “AH, IY, UW, EY..”
 - E.g. Images “Tree, dog, house, person..”
- Binary classification
 - Only two categories
 - Man vs. Woman
 - Face vs. not a face..
- Face detection: Recast as binary face classification
 - For each little square of the image, determine if the square represents a face or not

11-755 MI.SP: Bhiksha Raj

Face Detection as Classification



For each square, run a classifier to find out if it is a face or not

- Faces can be many sizes
- They can happen anywhere in the image
- For each face size
 - For each location
 - Classify a rectangular region of the face size, at that location, as a face or not a face
- This is a series of **binary** classification problems

11-755 MI.SP: Bhiksha Raj