

Lecture Notes on Tries

15-122: Principles of Imperative Computation
Thomas Cortina, Frank Pfenning, Rob Simmons, Penny Anderson

Lecture 22
November 14, 2013

1 Introduction

In the data structures implementing associative arrays so far, we have needed either an equality operation and a hash function, or a comparison operator with a total order on keys. Similarly, our sorting algorithms just used a total order on keys and worked by comparisons of keys. We obtain a different class of representations and algorithms if we analyze the structure of keys and decompose them. In this lecture we explore *tries*, an example from this class of data structures. The asymptotic complexity we obtain has a different nature from data structures based on comparisons, depending on the structure of the key rather than the number of elements stored in the data structure.

2 The Boggle Word Game

The Boggle word game is played on an $n \times n$ grid (usually 4×4 or 5×5). We have $n * n$ dice that have letters on all 6 sides and which are shaken so that they randomly settle into the grid. At that point we have an $n \times n$ grid filled with letters. Now the goal is to find as many words as possible in this grid within a specified time limit. To construct a word we can start at an arbitrary position and use any of the 8 adjacent letters as the second letter. From there we can again pick any adjacent letter as the third letter in the word, and so on. We may not reuse any particular place in the grid in the same word, but they may be in common for different words. For example,

in the grid

E	F	R	A
H	G	D	R
P	S	N	A
E	E	B	E

we have the words **SEE**, **SEEP**, and **BEARDS**, but not **SEES**. Scoring assigns points according to the lengths of the words found, where longer words score higher.

One simple possibility for implementing this game is to systematically search for potential words and then look them up in a dictionary, perhaps stored as a sorted word list, some kind of binary search tree, or a hash table. The problem is that there are too many potential words on the grid, so we want to consider prefixes and abort the search when a prefix does not start a word. For example, if we start in the upper right-hand corner and try horizontally first, then **EF** is a prefix for a number of words, but **EFR**, **EFD**, **EFG**, **EFH** are not and we can abandon our search quickly. A few more possibilities reveal that no word with 3 letters or more in the above grid starts in the upper left-hand corner.

Because a dictionary is sorted alphabetically, by prefix, we may be able to use a sorted array effectively in order for the computer to play Boggle and quickly determine all possible words on a grid. But we may still look for potentially more efficient data structures which take into account that we are searching for words that are constructed by incrementally extending the prefix.

3 Multi-Way Tries

One possibility is to use a *multi-way trie*, where each node has a potential child for each letter in the alphabet. Consider the word **SEE**. We start at the root and follow the link labeled **S**, which gets us to a node on the second level in the tree. This tree indexes all words with first character **S**. From here we follow the link labeled **E**, which gets us to a node indexing all words that start with **SE**. After one more step we are at **SEE**. At this point we cannot be sure if this is a complete word or just a prefix for words stored in it. In order to record this, we can either store a Boolean (true if the current prefix is a complete word) or terminate the word with a special character that cannot appear in the word itself.

4 Binary Tries

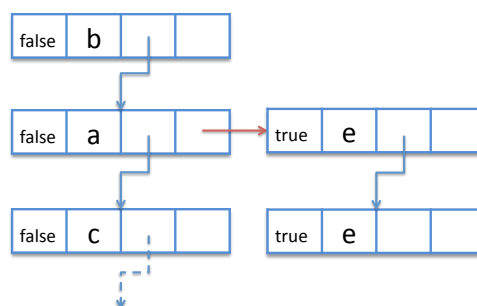
The idea of the multi-way trie is quite robust, and there are useful special cases. One of these is if we want to represent sets of numbers. In that case we can decompose the binary representation of numbers bit by bit in order to index data stored in the trie. We could start with the most significant or least significant bit, depending on the kind of numbers we expect. In this case every node would have at most two successors, one for 0 and one for 1. This does not waste nearly as much space and can be efficient for many purposes.

5 Linked Lists

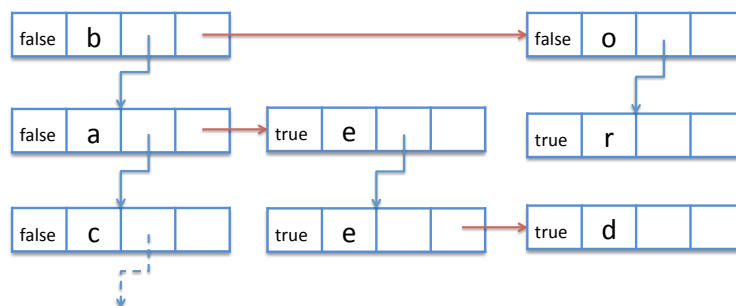
For the particular application we have in mind, namely searching for words on a grid of letters, we could either use multiway tries directly (wasting space) or use binary tries (wasting time and space, because each character is decomposed into individual bits).

A compromise solution is replacing the array (which may end up mostly empty) with a linked list. This gives us two fundamentally different uses of pointers. Child pointers (drawn in blue) correspond to forward movement through the string. The next pointers of the linked list (drawn in red), on the other hand, connect what used to be parts of the same array list.

In this representation, it also becomes natural to have the Boolean “end of word” flag stored with the final character, rather than one step below the final character like we did above. (This means it’s no longer possible to store the empty string, however.) The tree above, containing BACCALAU-REATE, BE, and BEE, now looks like this:



If we add OR and BED, the result looks like this:

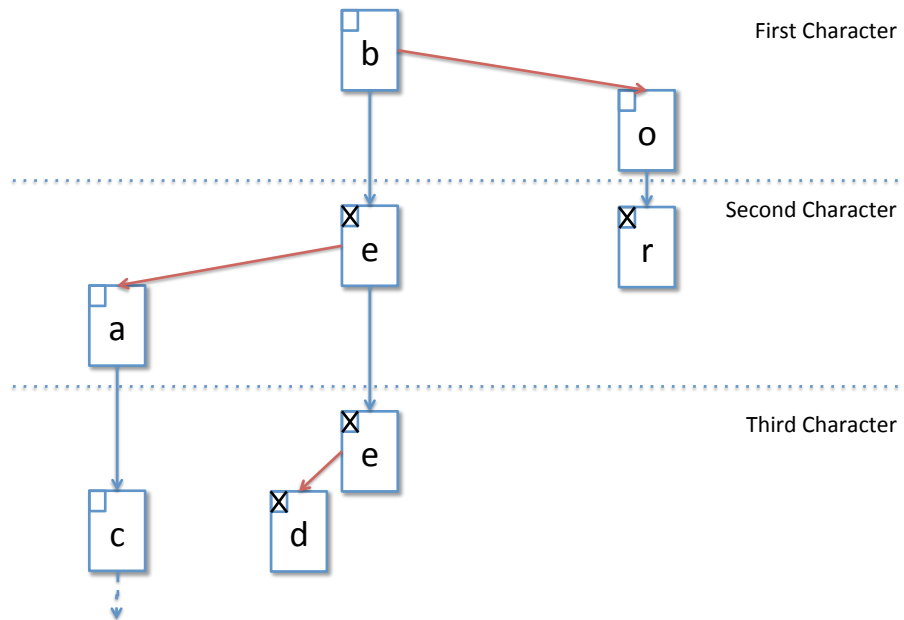


For lookup, we have to make at most 26 comparisons between each character in the input string and the characters stored in the tree. Therefore search time is $O(26 * k) = O(k)$, where k is the length of the string. Insertion has the same asymptotic complexity bound. Note that this still does not change with the number of strings, only with its length.

6 Ternary Search Tries

It should be apparent that we could get some performance gains over this linked list solution if we kept the linked lists sorted. This is an idea that allows us to motivate a more suitable data structure, a *ternary search trie* (TST) which combines ideas from binary search trees with tries. Roughly, at each node in a trie we store a binary search tree with characters as keys. The entries are pointers to the subtrees.

More precisely, at each node we store a character c and three pointers. The left subtree stores all words starting with characters alphabetically less than c . The right subtree stores all words starting with characters alphabetically greater than c and the middle stores a subtree with all words starting with c , from the second character on. The middle children work exactly like the child pointers from our linked list implementation. The left and right pointers work like the next pointers from the linked list version, and are correspondingly drawn in red in the diagram below, which contains the words BE, BED, BEE, BACCALAUREATE, and OR. In this diagram, we represent the flag for “end of word” using the presence or absence of an X.



We have not discussed any strategy for balancing TSTs. However, in the worst case (a completely unbalanced tree) we end up with something similar to the linked list implementation and we have to make at most 26 comparisons between each character in the input string and the characters stored in the tree. Therefore search time is $O(26 * k) = O(k)$, where k is the length of the string. Even when the embedded trees are perfectly balanced, the constant factor decreases, but not the asymptotic complexity because $O(\log(26) * k) = O(k)$.

7 Specifying an Interface

Specifying an interface for tries is tricky. If we want to just use tries as dictionaries, then we can store arbitrary elements, but we commit to strings as keys. In that sense our interface is not very abstract, but well-suited to our application. (To relate this to our discussion above, an X in the diagram above can represent the presence or absence of an element rather than a bool flag.)

```
typedef struct trie_header *trie;

trie trie_new();
elem trie_lookup(trie TR, char *s);
void trie_insert(trie TR, char *s, elem e);
void trie_free(trie TR);
```

The interface above is unable to handle freeing the data encoded in a trie. We discussed a client interface function `elem_free` when we ported binary search trees to C, but here we treat it as the client's responsibility to track and free their elements. If we typedef the type `elem` to be a void pointer, we now have a data structure without generic keys (keys are defined to be strings) but with generic values. By casting into and out of `void*`, we can store different values in the trie without copying code the way we did in Claclab.

8 Adapting the interface

However, it turns out we oversimplified. While the interface works well to use the trie as a kind of dictionary, it does not work well for our boggle application since we cannot tell if a string is a valid prefix of a complete word or not.

If we want to be able to search for valid prefixes in tries, not just complete words, one option is to expose to the user a little bit of what the internal structure of a trie looks like. The function `trie_lookup_prefix` returns a sub-trie (or NULL if the prefix is not in the trie) and the function `tnode_elem` checks to see if there is data (a checkmark) stored in that location in the trie.

```
typedef struct trie_node tnode;
tnode *trie_lookup_prefix(trie T, char *s);
elem tnode_elem(tnode *T); /* T != NULL */
```

Exposing more of our interface always comes with a cost, because we may be less able to change our internal representation of tries once we have exposed a richer interface. However, if our goal is to use tries to play Boggle, some interface that checks prefixes is absolutely necessary.

9 Checking Invariants

The declaration of the types is completely straightforward.

```
typedef struct tst_node tst;
struct tst_node {
    char c;          /* discriminating character */
    void *data;     /* possible data element (void pointer) */
    tst *left;     /* left child in bst */
    tst *middle;    /* subtrie following c */
    tst *right;    /* right child in bst */
};

struct trie_header {
    tst *root;
};
```

To check that a trie is valid we use two mutually recursive functions. One checks the order invariant for the binary search trees embedded in the trie, the other checks the correctness of the subtrees. For mutually recursive functions we need to forward-declare the function which comes textually second in the file so that type checking by the compiler can be done in order.

```
bool is_tst(tst *T, int lower, int upper);
bool is_tst_root(tst *T);

bool is_tst(tst *T, int lower, int upper) {
    if (T == NULL) return true;
    if (!(lower < T->c && T->c < upper)) return false;
    if (!(is_tst(T->left, lower, T->c))) return false;
    if (!(is_tst_root(T->middle))) return false;
    if (!(is_tst(T->right, T->c, upper))) return false;
    if (T->middle == NULL && T->data == NULL) return false;
    return true;
}

bool is_tst_root(tst *T) {
    return is_tst(T, 0, ((int)CHAR_MAX)+1);
}
```


It only makes sense to add one to `CHAR_MAX` because `int` is a bigger type than `char`. 0 and `CHAR_MAX+1` essentially function as $-\infty$ and $+\infty$ for checking the intervals of a binary search tree with strictly positive character values as keys.

10 Implementing Lookup on TSTs

Implementing lookup is just a direct combination of traversing a trie and searching through binary search trees. We pass a trie T , a string s and an index i which should be a valid string index so that we can compare $s[i]$ to the node's character.

If T is null, the word is not stored in the trie and we return `NULL`. On the other hand, if we are at the end of the string ($s[i+1] = '\0'$) we return the stored data. Otherwise, we continue lookup in the left, middle, or right subtree as appropriate. Important for the last case: if the string character $s[i]$ is equal to the character stored at the node, then we look for the *remainder* of the word in the middle subtree. This is implemented by passing $i + 1$ to the subtree.

```
tnode *tnode_lookup(tnode *T, char *s, size_t i)
{
    REQUIRES(is_tnode_root(T));
    REQUIRES(s != NULL);
    REQUIRES(i < strlen(s));

    if (T == NULL) return NULL;
    if (s[i] < T->c) return tnode_lookup(T->left, s, i);
    if (s[i] > T->c) return tnode_lookup(T->right, s, i);
    ASSERT(s[i] == T->c);
    if (s[i+1] == '\0') return T;

    return tnode_lookup(T->middle, s, i+1);
}
```

This function can then be used to implement several interface functions:

```
tnode *trie_lookup_prefix(trie *TR, char *s) {
    REQUIRES(is_trie(TR));
    REQUIRES(s != NULL);
    return tnode_lookup(TR->root, s, 0);
}
```

```
}

elem tnode_elem(tnode *T) {
    REQUIRES(is_tnode_root(T));
    REQUIRES(T != NULL);
    return T->data;          /* could be NULL */
}

elem trie_lookup(trie TR, char *s)
{
    REQUIRES(is_trie(TR));
    REQUIRES(s != NULL);
    tnode *T = trie_lookup_prefix(TR, s);
    if (T == NULL)
        return NULL;
    else
        return tnode_elem(T);
}
```

11 Implementing Insertion

Insertion follows the same structure as search, which is typical for the kind of data structure we have been considering in the last few weeks. If the tree to insert into is null, we create a new node with the character of the string we are currently considering (the i th) and null children and then continue with the insertion algorithm.

```
tnode *tnode_insert(tnode *T, char *s, size_t i, elem e)
{
    REQUIRES(is_tnode_root(T));
    REQUIRES(s != NULL);
    REQUIRES(i < strlen(s));

    if (T == NULL)
    {
        T = xmalloc(sizeof(struct trie_node));
        T->c = s[i];
        T->data = NULL;
        T->left = NULL;
        T->right = NULL;
    }
}
```

```
    T->middle = NULL;
}
ASSERT(T != NULL);
if (s[i] < T->c) T->left = tnode_insert(T->left, s, i, e);
else if (s[i] > T->c) T->right = tnode_insert(T->right, s, i, e);
else if (s[i+1] == '\0') T->data = e;
else T->middle = tnode_insert(T->middle, s, i+1, e);
return T;
}
```

As usual with recursive algorithms, we return the the trie after insertion to handle the null case gracefully, but we operate imperatively on the subtrees.

At the top level we just insert into the root, with an initial index of 0. At this (non-recursive) level, insertion is done purely by modifying the data structure.

```
void trie_insert(trie TR, char *s, elem e) {
    REQUIRES(is_trie(TR));
    REQUIRES(s != NULL);
    TR->root = tnode_insert(TR->root, s, 0, e);
}
```

Exercises

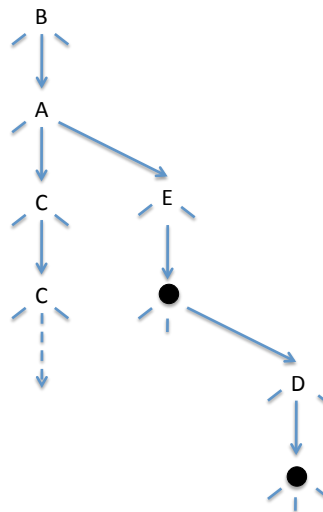
Exercise 1 Implement the game of Boggle as sketched in this lecture. Make sure to pick the letters according to the distribution of their occurrence in the English language. You might use the Scrabble dictionary itself, for example, to calculate the relative frequency of the letters.

If you are ambitious, try to design a simple textual interface to print a random grid and then input words from the human player and show the words missed by the player.

Exercise 2 Modify the implementation of search in TSTs so it can process a star ('*') character in the search string. It can match any number of characters for words stored in the trie. This matching is done by adding all matching string to a queue that is an input argument to the generalized search function.

For example, after we insert *BE*, *BED*, and *BACCALAUREATE*, the string "BE*" matches the first two words, and "*A*" matches the only the third, in three different ways. The search string "*" should match the entire set of words stored in the trie and produce them in alphabetical order. You should decide if the different ways to match a search string should show up multiple times in the result queue or just one.

Exercise 3 Modify TSTs to use a special non-alphabetic character (either period '.' or the nil character '\0'), which is shown as a small filled circle in the diagram, to represent the end of the word.



Exercise 4 Using this modified TST implementation from the question above, allow repeated searching of prefixes with the following interface:

```
/* Prefix search interface */
typedef struct trie_node tnode;
tnode *trie_root(trie TR);
tnode *tnode_lookup_prefix(tnode *T, char *s); /* i < strlen(s) */
elem tnode_elem(tnode *T);
```

The `tnode` pointer returned by `trie_root` or `tnode_lookup_prefix` should be a pointer to the root of a TST, and `tnode_elem` will look for the special character '.' or '\0' by following left and right pointers and return any data stored at that special node.

Exercise 5 Consider other implementations of the interface above that allow repeated searching of prefixes.