



DSNY SMART System Visual Style Guide

NTTData has developed this graphics styleguide for the **DSNY SMART System**. Non-conformance to this styleguide could greatly impact usability performance negatively. This guide consists of two key components:

1. Guidelines

The guidelines define the graphical standards for all **District** and **Boro** level screens.

1. Supporting electronic files

The supporting files, palette and global assets found on the **DSNY Sharepoint** are necessary to create additional application screens.

Templates are included with the guide to facilitate the creation of accurate new application screens.

It is vital to the consistency of the application that these templates be used to create all new files and that specific graphic elements included in the files be used rather than recreating identical ones. At no time should existing graphic elements be altered or moved.

Supporting files:

Boro Board/BORO-board-personnel-attached-detached.psd
Boro Board/BORO-board-personnel-initiate-detatch.psd
Boro Board/BORO-quotas-and-personnel.psd
Boro Board/BORO-task-detals.psd
Boro Board/BORO-task-panel-1.1.psd
Boro Board/BORO-task-panel-settings-1.1
Display Board/display-board-FINAL.psd
Equipment Panel/ops-board.psd
Equipment Panel/ops-board-confirmation01.psd
Equipment Panel/ops-board-confirmation02.psd
Equipment Panel/ops-board-doubleclick.psd
Equipment Panel/ops-board-initiate-detach.psd
Equipment Panel/ops-board-invalid-data.psd
Equipment Panel/ops-board-pending.psd
Equipment Panel/ops-board-request-performed.psd
Equipment Panel/ops-board-rollover.psd
Main Nav Header/left-monitor-header.psd
Personnel Panel/ops-board-personnel.psd
Personnel Panel/ops-board-personnel-attached-detached.psd
Personnel Panel/ops-board-personnel-doubleclick.psd
Personnel Panel/ops-board-personnel-initiate-detatch.psd
Personnel Panel/ops-board-personnel-initiate-detatch-invalid-data.psd
Personnel Panel/ops-board-personnel-rollover.psd
Task Panel/Loads-Panel (FINAL).psd
Task Panel/quotas-panel-v1.1.psd
Task Panel/task-panel.psd
Task Panel/task-panel-and-header.psd
Task Panel/task-panel-find-filter-views.psd
Task Panel/task-settings.psd
Task Panel/Task-Panel (FINAL) incl task details.zip
Task Panel/Task-Panel (FINAL).psd

All graphics for the site are created using one application:

- **Adobe Photoshop CS5.5** or higher

The **Color Palette** (seperate page) should be used to ensure the highest quality of graphics for various audience types.

When developing pages for the site, all final files should be saved as layered Photoshop documents (.psd). No elements should be merged at any time during design implementation. There should be one PSD for each screen.

Further, to simplify revisions, all elements in PSDs should exist in separate layers and each overlapping item of the element must also be in separate layers.

All PSDs should be set up as follows:

- 1920 pixels wide
- 72 DPI resolution
- RGB color mode

The **DSNY SMART System** is designed to be viewed across 2 ganged monitors, each at a viewing resolution of **1920x1080**.

All images need to be cut using Photoshop and flattened to a transparent background except where indicated.










All images to should be cut to the edges. This can be done in the Photoshop menu: Images > Trim and from the dialogue screen choose these settings: Based on: Top Left Pixel Color; Trim away Top, Left, Bottom and Right.

All images must be saved in a .png format to preserve color purity.






The **Color Palette** has been designed to foster maximum usability as well as comply with the DSNY Departmental orders. The colors may not be changed. The label font color (black or white) depends on the color of the card beneath it, and must be matched as indicated below.














PERSONNEL

Section Colors by Number

-  **GARAGE - WHITE**
R255 G255 B255 / HEX# FFFFFFFF
-  **SECTION 1 - PINK**
R255 G10 B155 / HEX# FFOA9B
-  **SECTION 2 - YELLOW-ORANGE**
R255 G204 B0 / HEX# FF9900
-  **SECTION 3 - BROWN**
R175 G95 B50 / HEX# AF5F32
-  **SECTION 4 - LIGHT GREEN**
R153 G255 B0 / HEX# 99FF00
-  **SECTION 5 - LIGHT BLUE**
R51 G204 B255 / HEX# 33CCFF
-  **SECTION 6 - GREEN**
R0 G175 B0 / HEX# 00AF01
-  **SECTION 7 - RED**
R255 G12 B0 / HEX# FF0C00
-  **SECTION 8 - LIGHT YELLOW**
R255 G255 B153 / HEX# FFFF99

District Colors by Number





-  **DISTRICT 1 - PINK**
R255 G10 B155 / HEX# FFOA9B
-  **DISTRICT 2 - YELLOW-ORANGE**
R255 G204 B0 / HEX# FF9900
-  **DISTRICT 3 - BROWN**
R175 G95 B50 / HEX# AF5F32
-  **DISTRICT 4 - LIGHT GREEN**
R153 G255 B0 / HEX# 99FF00
-  **DISTRICT 5 - LIGHT BLUE**
R51 G204 B255 / HEX# 33CCFF

-  **DISTRICT 6 - GREEN**
R0 G175 B0 / HEX# 00AF01
-  **DISTRICT 7 - RED**
R255 G12 B0 / HEX# FF0C00
-  **DISTRICT 8 - LIGHT YELLOW**
R255 G255 B153 / HEX# FFFF99
-  **DISTRICT 9 - MAGENTA**
R173 G18 B186 / HEX# AD12BA
-  **DISTRICT 10 - LIGHT GRAY**
R153 G153 B153 / HEX# 999999
-  **DISTRICT 11 - TAN**
R204 G153 B102 / HEX# CC9966
-  **DISTRICT 12 - TEAL**
R51 G204 B153 / HEX# 33CC99
-  **DISTRICT 13 - GRAY**
R132 G132 B132 / HEX# 848484
-  **DISTRICT 14 - OLIVE**
R153 G153 B51 / HEX# 999933
-  **DISTRICT 15 - BLUE VIOLET**
R135 G146 B222 / HEX# 8792DE
-  **DISTRICT 16 - LEAF GREEN**
R81 G148 B114 / HEX# 519472
-  **DISTRICT 17 - ROSE**
R206 G78 B72 / HEX# CE4E48
-  **DISTRICT 18 - LAVENDER**
R232 G142 B255 / HEX# E88EFF







Personnel Indicator Boxes

-  **GS3**
HEX# 33CCFF
-  **GS2**
HEX# 00AF01
-  **GS1**
HEX# FFFF00
-  **GROUND**
HEX# FF0C00







EQUIPMENT

-  **SNOW - ORANGE**
R225 G90 B0 / HEX# E15A00
-  **CLEANING - YELLOW**
R255 G255 B0 / HEX# FFFF00
-  **COLLECTION - BRIGHT BLUE**
R15 G117 B255 / HEX# 0F75FF
-  **MISCELLANEOUS - WHITE**
R255 G255 B255 / HEX# FFFFFFFF

TASK CATEGORY/SUBCATEGORY

-  **SUPERVISOR - PURPLE**
R127 G0 B255 / HEX# 7F00FF
-  **SUPERVISOR TASK TEXT - LAVENDER**
R232 G142 B255 / HEX# E88EFF
-  **CLEANING - YELLOW**
R255 G255 B0 / HEX# FFFF00
-  **COLLECTION/RECYCLING - BRIGHT BLUE**
R15 G117 B255 / HEX# 0F75FF
-  **SNOW - ORANGE**
R225 G90 B0 / HEX# E15A00
-  **ERD/SUPPORT - WHITE**
R255 G255 B255 / HEX# FFFFFFFF
-  **SURPLUS - GRAY**
R102 G102 B102 / HEX# 666666

MISCELLANEOUS

-  **ATTACHED/DETACHED - SALMON**
R255 G137 B127 / HEX# FF897F
-  **T/R + E + P TEXT - MEDIUM GRAY**
R77 G77 B77 / HEX# 4D4D4D
-  **T/R + E + P OUTLINE - DARK GRAY**
R45 G45 B45 / HEX# 2D2D2D
-  **EQUIPMENT SEARCH RESULT - YELLOW**
R255 G255 B0 / HEX# FFFF00
-  **PERSONNEL SEARCH RESULT - RED**
R255 G12 B0 / HEX# FF0C00
-  **RIGHT-CLICK/ICON - SYSTEM BLUE**
R73 G119 B248 / HEX# 4977F8

Text exists in two different formats: graphics and system generated. The DSNY SMART System only uses the following fonts of the **Helvetica Neue** family: 57 Regular Condensed, 77 Bold Condensed and 75 Bold in the sizes shown. Colors depend on the object being created and should reference the Color Palette (see separate page). No other font sizes or colors are allowed.

The rollover state for all system text links is underlined. All tracking is zero unless otherwise indicated.

HELVETICA NEUE 57 – REGULAR COND

I am a form text/field text

14pt #FFFFFF

HELVETICA NEUE 75 – BOLD

Equipment ID

40pt #0F75FF

I am a board name

26pt #FFFFFF

I am a Personnel Name

24pt #FF0A9B

I am a Shift Time

22pt #0F75FF

I am a panel title

19pt #FFFFFF

I am a shift setting

19pt #FFFFFF

I am a shop/quota title

18pt #FFFFFF

I am a main nav date

16pt #FFFFFF

I am a button label / right click menu

14pt #FFFFFF

HELVETICA NEUE 77 – BOLD COND

I am a sub-panel title

16pt #FFFFFF

I am a sub-panel element

16pt #5C83F7

I am a task setting category

16pt #FFFFFF

I am a form label

14pt #FFFFFF

I am a task setting subcategory

14pt #FFFFFF

I am a task/personnel /equip label

13pt #FFFFFF/#000000 -
Depends on label color

I am quota label

11pt #FFFFFF

Text exists in two different formats: graphics and system generated. The DSNY SMART System only uses the following fonts of the **Helvetica Neue** family: 57 Regular Condensed, 77 Bold Condensed and 75 Bold in the sizes shown. Colors depend on the object being created and should reference the Color Palette (see separate page). No other font sizes or colors are allowed.

The rollover state for all system text links is underlined. All tracking is zero unless otherwise indicated.

Left Monitor

24" screen, resolution: 1920:1080



District: Left Monitor

- 1 Main Navigation (Left)
- 2 Equipment Panel
- 3 Personnel Panel

Right Monitor

24" screen, resolution: 1920:1080



District: Right Monitor

- 4 Main Navigation (Right)
- 5 Task Panel

Browser Requirement
The system is developed for **Windows 7** and is to be viewed on either **IE9** or **Firefox 20** browser*.



*All other browser elements are hidden except the Title Bar, URL/Tabs Bar, and the Menu Bar

District: Main Navigation



The Main Navigation bar is in the upper portion of the browser and stretches across both monitors.

Left Monitor Main Navigation

**Organization/
Board Name/
Snapshot State**
Helv Neue 75 24pt
Hex: FFFFFFFF

**Center text at
y:17,x:970**

User Name
Helv Neue 75 18pt
Hex: FFFFFFFF

SMART Operations Board

BCC/BKN01 : Macy's Parade : Pre-Roll Call
Tuesday, September 13, 2013
Autosaved 09/13/13 14:54

Welcome, Anthony Bianculli **Logout**

Board Name
Helv Neue 75 26pt
Hex: FFFFFFFF
Vertically centered

Main Nav Date
Helv Neue 75 16pt
Hex: FFFFFFFF

Autosave Date
Helv Neue 75 12pt
Hex: FFFFFFFF

85h

x:0 **14px** **y:0** **x:1810,y:50** **y:30,x:1832**

Right Monitor Main Navigation

“Find” Title
Helv Neue 75 18pt
Hex: FFFFFFFF

**Submit to Boro
Button Drawer
144w by 27h**
Helv Neue 75 14pt

**Live Summary
467w by 68h (including divider)**
Helv Neue 77 13pt

243w by 16h
Helv Neue 77 13pt
Hex: FFFFFFFF

33w by 16h
Helv Neue 75 15pt
Background:
Hex: 5C5C5C

**New Board
Button Drawer
113w by 27h***
Helv Neue 75 14pt

Form Text
Pulldown: Helv Neue 77 14pt
Form field: Helv Neue 57 14pt
Hex: FFFFFFFF

**Snapshot
Button Drawer
135w by 27h***
Helv Neue 75 14pt

**Display Board
Button Drawer
137w by 27h***
Helv Neue 75 14pt

“E”
Helv Neue 75 15pt
Hex: FFFFFFFF

SUMMARY 15 Sep 2013 14:45					
	E	REAR LDR/ALLEY	DUAL BIN	MECH BR	P
AVAILABLE		214	125	103	235
NEEDED/QUOTA		216	125	919	220
+/-		-112	100	445	125

x:1921 **y:0**

**Search Filter
591w by 67h***

Error in Dropdown
Helv Neue 75 11pt
Hex: FF0000

Dropdown Text
Helv Neue 77 14pt
Hex: FFFFFFFF

8px margins for inner button*

15px between button drawers

Radio Buttons (11x11px)*
Background Hex: 000000
Selected Dot: FFFFFFFF
Inactive Hex: 282828

Dropdown Text (Unavailable)
Helv Neue 77 14pt
Hex: BBBB55

x:1937 **x:2019** **x:2109** **y:10,x:2260** **y:45,x:2893** **y:45,x:3044** **y:45,x:3203** **x:3365** **x:3540**

*See PSD files for drawer and button construction
†Inner button is 16px less wide than containing button drawer



District: Left Monitor – Quota Panel



Upon depressing the **Quota toggle button** in the main navigation bar, the **Quota Panel** appears over the left monitor navigation bar.

Quota Title
Helvetica Neue 75 18pt
Hex: FFFFFFFF

Quota Date
Helvetica Neue 75 16pt
Hex: FFFFFFFF

Quota Text (All)
Helvetica Neue 77 11pt CAPS
Hex: FFFFFFFF

Alternating Background
108w by 69h
Background Colors:
Darker Hex: 000000 (Black)
Lighter Hex: 333333 (Dark Gray)

Scroll Buttons
23w by 67h (each)
BG Hex Color: 5C5C5C
+1px Outline Hex: 000000

Rollover/Click
BG Hex Color: 999999
+1px Outline Hex: 000000

QUOTA: BKN01 Wednesday 15 Sep	CATEGORY A BBBBBBBBBBBBBB	CATEGORY A SUB CATEGORY 02	CATEGORY A SUB CATEGORY 03	CATEGORY A SUB CATEGORY 04	CATEGORY B SUB CATEGORY 01	CATEGORY B SUB CATEGORY 02	CATEGORY B SUB CATEGORY 03	CATEGORY B SUB CATEGORY 04	CATEGORY C SUB CATEGORY 01	CATEGORY C SUB CATEGORY 02	CATEGORY C SUB CATEGORY 03	CATEGORY C SUB CATEGORY 04	CATEGORY C SUB CATEGORY 05	CATEGORY D SUB CATEGORY 06	CATEGORY X SUB CATEGORY XX
SHIFT 1	5	5	5	5	5	5	5	5	5	5	5	5	5	5	5
SHIFT 2	12	12	12	12	12	12	12	12	12	12	12	12	12	12	12
SHIFT 3	3	3	3	3	3	3	3	3	3	3	3	3	3	3	3
TOTAL	20	20	20	20	20	20	20	20	20	20	20	20	20	20	20

Annotations: x:10,y:245 x:10,y:353 (pointing to category headers); 10px* (pointing to table height); 7px* (pointing to scroll buttons); 6px* (pointing to button height).

*See PSD File for drawer and button construction



District: Left Monitor – Task Settings



Upon depressing the **Settings toggle button** in the main navigation bar, the **Settings Drawer** appears in the left monitor over the Equipment and Personnel panels.

SMART Operations Board

BCC/BKN01 : Macy's Parade : Pre-Roll Call
 Tuesday, September 13, 2013
Autosaved 09/13/13 14:54

Welcome, Anthony Bianculli Logout

2300-0700	✘ 0000-0800	✘ 0500-1300	✘ 0600-1400	✘ 0700-1500	✘ 0700-1900	✘ 0800-1600	✘ 1100-1900	1400-2200	1500-2300	1600-2400	1900-0300	1900-0700
BKN01	BKN01	BKN01	BKN01	BKN01	BKN01	BKN01	BKN01	BKN01	BKN01	BKN01	BKN01	BKN01
BKN04	BKN04	BKN04	BKN04	BKN04	BKN04	BKN04	BKN04	BKN04	BKN04	BKN04	BKN04	BKN04
BKN05	✘ BKN05	✘ BKN05	✘ BKN05	✘ BKN05	✘ BKN05	✘ BKN05	✘ BKN05	BKN05	BKN05	BKN05	BKN05	BKN05
SUPERVISION	SUPERVISION	SUPERVISION	SUPERVISION	SUPERVISION	SUPERVISION	SUPERVISION	SUPERVISION					
COLLECTION	✘ COLLECTION	✘ COLLECTION	✘ COLLECTION	✘ COLLECTION	✘ COLLECTION	✘ COLLECTION	✘ COLLECTION					
CLEANING	CRS	CRS	CRS	CRS	CRS	CRS	CRS					
RECYCLING	Emgcy Coll Serv	Emgcy Coll Serv	Emgcy Coll Serv	Emgcy Coll Serv	Emgcy Coll Serv	Emgcy Coll Serv	Emgcy Coll Serv					
SNOW	EZ Pack Refuse	EZ Pack Refuse	EZ Pack Refuse	EZ Pack Refuse	EZ Pack Refuse	EZ Pack Refuse	✘ EZ Pack Refuse					
ERD	Goodwill	✘ Goodwill	✘ Goodwill	✘ Goodwill	✘ Goodwill	✘ Goodwill	✘ Goodwill					
SUPPORT	CLEANING	Goodwill	Goodwill	Goodwill	Goodwill	Goodwill	EZ Pack Refuse					
SURPLUS	RECYCLING	Section 1	Section 1	Section 1	Section 1	Section 1	Section 1					
	SNOW	Section 2	Section 2	Section 2	✘ Section 2	✘ Section 2	✘ Section 2					
	ERD	Section 3	Section 3	Section 3	Section 3	Section 3	Section 3					
	SUPPORT	Section 4	Section 4	Section 4	Section 4	Section 4	Section 4					
	SURPLUS	CLEANING	CLEANING	✘ CLEANING	✘ CLEANING	✘ CLEANING	✘ CLEANING					
		RECYCLING	RECYCLING	RECYCLING	RECYCLING	RECYCLING	RECYCLING					
		SNOW	SNOW	SNOW	SNOW	SNOW	SNOW					
		ERD	ERD	ERD	ERD	ERD	ERD					
		SUPPORT	SUPPORT	SUPPORT	SUPPORT	SUPPORT	SUPPORT					
		SURPLUS	SURPLUS	SURPLUS	SURPLUS	SURPLUS	SURPLUS					
				B-P Blwr reg	Basket Delivery	Basket Mayor	Basket Removal					
				RECYCLING	RECYCLING	RECYCLING	RECYCLING					
				SNOW	SNOW	SNOW	SNOW					
				ERD	ERD	ERD	ERD					
				SUPPORT	SUPPORT	SUPPORT	SUPPORT					
				SURPLUS	SURPLUS	SURPLUS	SURPLUS					
					Goodwill	Section 1	Section 1					
					✘ Section 2	✘ Section 2	✘ Section 2					
					Section 3	Section 3	Section 3					
					Section 4	Section 4	Section 4					
					Section 5	Section 5	Section 5					
					Section 6	Section 6	Section 6					
					CLEANING	CLEANING	CLEANING					
					RECYCLING	RECYCLING	RECYCLING					
					SNOW	SNOW	SNOW					
					ERD	ERD	ERD					
					SUPPORT	SUPPORT	SUPPORT					
					SURPLUS	SURPLUS	SURPLUS					

Shift Time
113w by 25h
 Helvetica Neue 75 19pt
 Hex: FFFFFFFF
 BG Hex Colors:
 GRAY: 5C5C5C
 GREEN: 00AF00
 RED: CE4E48
3px spacing between fields

District ID
113w by 23h
 Helvetica Neue 77 16pt CAPS
 Hex: FFFFFFFF
 BG Hex Colors:
 GRAY: 5C5C5C
 GREEN: 00AF00
 RED: CE4E48
3px spacing between fields

Category
108w by 23h
 Helvetica Neue 77 16pt CAPS
 Hex: FFFFFFFF
 BG Hex Colors:
 DARK GRAY: 333333
 GREEN: 00AF00
 RED: CE4E48
3px spacing between fields

Sub Category: Sections
108w by 23h
 Helvetica Neue 77 12pt
 Hex: FFFFFFFF
 Hex Green: 00AF00
 BG Hex Gray: 333333
1px spacing between fields

Sub Category: Section Head
108w by 23h
 Helvetica Neue 77 12pt
 Hex: FFFFFFFF
 BG Hex Green: 00AF00
1px spacing between fields

1898w

7px*

6px*

*See PSD File for drawer and button construction



District: Find Module (steps 1 + 2)



The Find Module drawer drops down from the Find Module and works in 3 steps to narrow down search results by filter. The results are show directly on the Task, Equipment & Personnel Panels.

Find Module Step 1

Form Field Text (Active)
 Helvetica Neue 77 16pt
 Hex: FFFFFFFF
 Active Background
 Hex: 5C5C5C

Form Field Title (Inactive)
 Helvetica Neue 77 16pt
 Hex: 666666
 Inactive Background
 Hex: 181818

Form Field (Inactive)
230w by 30h
 Helvetica Neue 57 14pt
 Hex: 666666
 Inactive Background
 Hex: 000000

● **Radio Buttons (15x15px)***
 Background Hex: 000000
 Selected Dot: FFFFFFFF

Find Module Step 2

Form Field Text (Selected)
 Helvetica Neue 77 16pt
 Hex: FFFFFFFF
 Hilight Band:
 Hex: 3366ff
 Selected Background
 Hex: 333333

Form Field Text (Active)
 Helvetica Neue 77 16pt
 Hex: FFFFFFFF
 Active Background
 Hex: 5C5C5C

Form Field (Inactive)
 Helvetica Neue 77 13pt
 Hex: DSNY Colors
 Helvetica Neue 57 14pt
 Hex: 666666
 Inactive Background
 Hex: 000000

■ **Check Boxes (15x15px)***
 Background Hex: 000000
 Selected Check Mark ("X"): FFFFFFFF

*See PSD files for drawer and button construction



District: Find Module (step 3)



The Find Module drawer drops down from the Find Module and works in 3 steps to narrow down search results by filter. The results are show directly on the Task, Equipment & Personnel Panels.

Find Module Step 3

The interface is divided into three main sections: 'Choose category', 'Pick up to three (3) filters', and 'Edit and/or accept your filters'. The 'Choose category' section has a list of radio buttons. The 'Pick up to three (3) filters' section has a list of checkboxes, with 'Broom 8-4 (B2)' selected. The 'Edit and/or accept your filters' section shows the selected filter 'Broom 8-4 (B2)' with a red 'X' to remove it, and two criteria input fields. A blue 'Find' button is at the bottom right.

Dimensions:
 Total width: 830w
 Total height: 503h
 Top padding: 20px
 Bottom padding: 16px
 Section widths: 255px, 255px, 275px
 Section heights: 40px, 20px, 20px, 20px, 20px

Form Field Text (Selected)
 Helvetica Neue 77 16pt
 Hex: FFFFFFFF
 Hilight Background Hex: 3366FF
 Selected Background Hex: 333333

Form Field Text (Selected)
 Helvetica Neue 77 16pt
 Hex: FFFFFFFF
 Hilight Background Hex: 3366FF
 Selected Background Hex: 333333

Form Field (Not Selected)
 Helvetica Neue 57 14pt
 Hex: 333333
 Field Background Hex: 000000
 Active Background Hex: 5C5C5C

Selected Filter (Active Filter)
 230w by 30h
 Helv Neue 77 16pt
 Hex: FFFFFFFF
 Active Background Hex: 5C5C5C

Red "X" - Remove
 30w by 30h
 Hex: FF0C00

Blue "Find" Button
 73w by 27h
 See PSD file for construction

● **Radio Buttons (15x15px)***
 Background Hex: 000000
 Selected Dot: FFFFFFFF

☑ **Check Boxes (15x15px)***
 Background Hex: 000000
 Selected Check Mark ("X"): FFFFFFFF

*See PSD files for drawer and button construction





Panel Title
Helvetica Neue 75 19pt
Hex: FFFFFFFF

Status Title
Helvetica Neue 75 14pt
Hex: FFFFFFFF

Equipment Card
Color varies
20CZ200
61w by 17h
7 Characters [##XX###]
Helvetica Neue 77 13pt
4px margin on left, top & bottom

Load Status*
Load Status Indicator color agrees with the color of the card

- Relay
- Rollover
- Empty
- Truck has no bin

*See Photoshop files for construction of menu buttons, edges, gradients and load status graphic elements.

Equipment
Select Multiple Attach/Detach
Update Load Status

▼ Pending Attach (XX)

20MN200	20CZ200	20MN200	20MW200	20CZ200	20MN200	20MW200	20CZ200
20MN200	20MW200	20WW200	20CZ200	20MW200	20WW200	20CZ200	20MW200
20MN200	20MW200	20WW200	20WW200	20MW200	20WW200	20WW200	20MW200
20MN200	20MN200	20MW200	20MN200	20MN200	20MW200	20MN200	20MN200
20CZ200	20MN200	20MN200	20CZ200	20MN200	20MN200	20CZ200	20MN200
20WW200	20MN200	20MW200	20WW200	20MN200	20MW200	20WW200	20MN200

▼ Pending Detach (XX)

20MW200	20CZ200	20MN200	20MW200	20CZ200	20MN200	20MW200	20CZ200
20CZ200	20MW200	20WW200	20CZ200	20MW200	20WW200	20CZ200	20MW200
20WW200	20MW200	20WW200	20WW200	20MW200	20WW200	20WW200	20MW200
20MN200	20MN200	20MW200	20MN200	20MN200	20MW200	20MN200	20MN200

▼ Up - Unassigned (XX)

20MW200	20CZ200	20MN200	20MW200	20CZ200	20MN200	20MW200	20CZ200
20CZ200	20MW200	20WW200	20CZ200	20MW200	20WW200	20CZ200	20MW200
20WW200	20MW200	20WW200	20WW200	20MW200	20WW200	20WW200	20MW200
20MN200	20MN200	20MW200	20MN200	20MN200	20MW200	20MN200	20MN200
20CZ200	20MN200	20MN200	20CZ200	20MN200	20MN200	20CZ200	20MN200
20WW200	20MN200	20MW200	20WW200	20MN200	20MW200	20WW200	20MN200
20MN200	20MN200	20MW200	20MN200	20MN200	20MW200	20MN200	20MN200
20CZ200	20MN200	20MN200	20CZ200	20MN200	20MN200	20CZ200	20MN200
20WW200	20MN200	20MW200	20WW200	20MN200	20MW200	20WW200	20MN200

▼ Up - Assigned (XX)

20MW200	20CZ200	20MN200	20MW200	20CZ200	20MN200	20MW200	20CZ200
20CZ200	20MW200	20WW200	20CZ200	20MW200	20WW200	20CZ200	20MW200
20WW200	20MW200	20WW200	20WW200	20MW200	20WW200	20WW200	20MW200
20MN200	20MN200	20MW200	20MN200	20MN200	20MW200	20MN200	20MN200
20CZ200	20MN200	20MN200	20CZ200	20MN200	20MN200	20CZ200	20MN200

▼ Detached (XX)

20MW200	20CZ200	20MN200	20MW200	20CZ200	20MN200	20MW200	20CZ200
20CZ200	20MW200	20WW200	20CZ200	20MW200	20WW200	20CZ200	20MW200
20WW200	20MW200	20WW200	20WW200	20MW200	20WW200	20WW200	20MW200
20MN200	20MN200	20MW200	20MN200	20MN200	20MW200	20MN200	20MN200

▼ Down (XX)

20MW200	20CZ200	20MN200	20MW200	20CZ200	20MN200	20MW200	20CZ200
20CZ200	20MW200	20WW200	20CZ200	20MW200	20WW200	20CZ200	20MW200
20WW200	20MW200	20WW200	20WW200	20MW200	20WW200	20WW200	20MW200
20WW200	20MW200	20WW200	20WW200	20MW200	20WW200	20WW200	20MW200

31px*

886h

7px*

6px*

687w

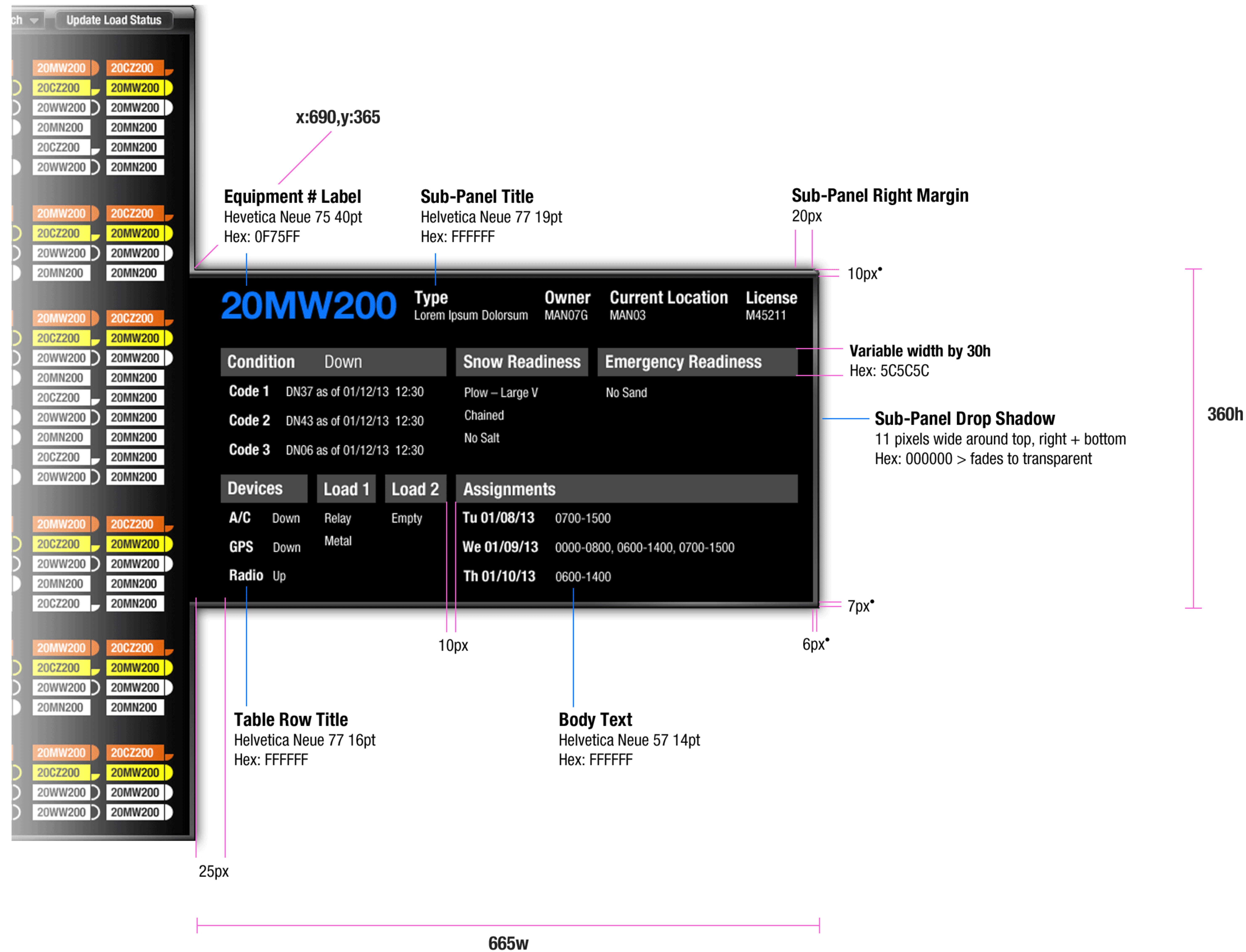
*See PSD File for drawer and button construction

NTT Data

District: Left Monitor – Equipment Panel Rollover Sub-Panel



Upon rollover of an Equipment object the **Details Sub-Panel** flies out to the right



*See PSD File for drawer and button construction



District: Left Monitor – Details Panel Pending Attach/Detach Sub-Panel



Upon double-click of an Equipment object in Pending Attach or Detach, its **Details Sub-Panel** flips out to the right.

Equipment # Label
Helvetica Neue 75 40pt
Hex: 0F75FF

Sub-Panel Title
Helvetica Neue 77 19pt
Hex: FFFFFFFF

Sub-Panel Right Margin
20px

Body Text
Helvetica Neue 57 14pt
Hex: FFFFFFFF

691w by 30h
Hex: 5C5C5C

Sub-Panel Drop Shadow
11 pixels wide around top, right + bottom
Hex: 000000 > fades to transparent

Table Row Title
Helvetica Neue 77 16pt
Hex: FFFFFFFF

Body Text
Helvetica Neue 57 14pt
Hex: FFFFFFFF

Table Data:

Type	Owner	Current Location	License	Detached From	To	As of
Lorem Ipsum Dolorsum	MAN07G	MAN03	M45211	MAN05	MAN070	1/10/13 08:00

Devices

Device	Status	Code	Location	Date	Time
A/C	Down	Code Goes Here	R Rittenhouse-Breton	01/31/13	12:45
GPS	Down	Code Goes Here	R Rittenhouse-Breton	01/31/13	12:45
Radio	Down	Code Goes Here	R Rittenhouse-Breton	01/31/13	12:45

Load Details

Load	Status	Last update
Load 1	Relay	02/15/13 14:30
Load 2	Status Goes Here	02/15/13 14:30

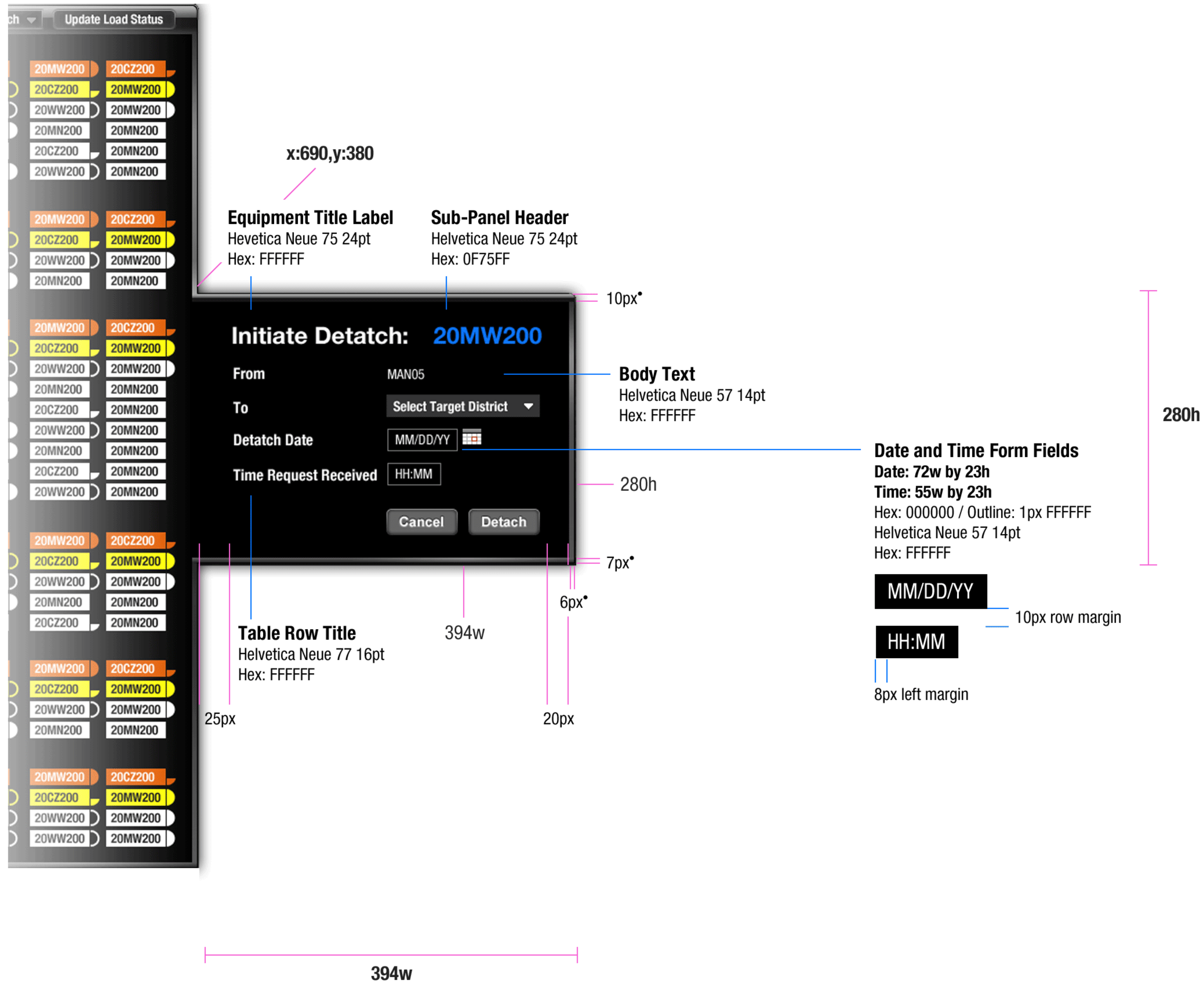
Emergency Details

Emergency	Readiness
Snow Readiness	No Plow
Emergency Readiness	No Sand

Dimensions: 700w, 817h, 25px, 20px, 6px, 7px, 10px, 20px

*See PSD File for drawer and button construction





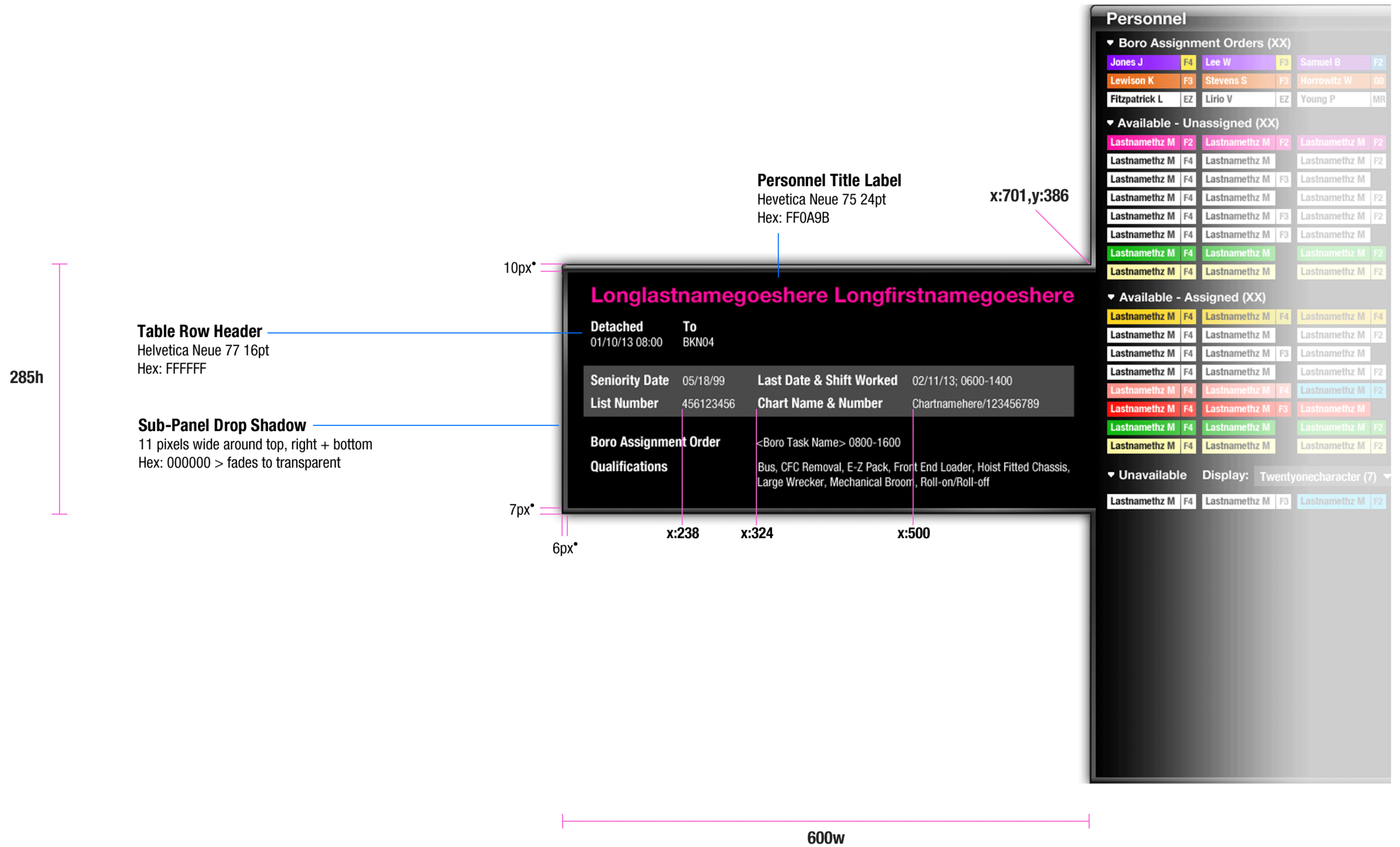
*See PSD File for drawer and button construction



District: Left Monitor – Personnel Rollover Sub-Panel



Upon rolling over a card in the Personnel panel, the **Rollover Sub-Panel** flies out to the left of the Personnel panel.



*See PSD File for drawer and button construction



District: Left Monitor – Personnel Details Sub-Panel



Upon clicking on a card in the Personnel panel, the **Personnel Details Sub-Panel** flies out to the left of the Personnel panel.

Personnel Label
Helvetica Neue 75 24pt
Hex: FFFFFFFF / FF0A9B

Table Row Header
Helvetica Neue 77 16pt
Hex: FFFFFFFF

Body Text
Helvetica Neue 57 14pt
Hex: FFFFFFFF

Sub-Panel Drop Shadow
11 pixels wide around top, right + bottom
Hex: 000000 > fades to transparent

Table Background
638w by variable height
Hex: 5C5C5C

Sub-Panel Element
Helvetica Neue 57 16pt
Hex: 5C83F7

Personnel Details Sub-Panel Content:

Longlastname goes here Longfirstname goes here

Address 1	123 Street goes here	City	Lorem ipsum dolor ed
Address 2	Line 2 Address Info	State	NY
Address 3	Line 3 Address Info	Zip Code	55555
Home Phone	(212) 555-5555	County	Lorem ipsum dol
Mobile Phone	(212) 555-5555	Emergency Phone	(212) 555-5555

Last Date & Shift Worked	02/11/13 0600-1400	Payroll Location/ID	Loremip
Seniority Date	05/18/99	Civil Service Title	Loremipsumdolorloremipsu
List Number	456123456789123	Chart Name & Number	Chartnamehere/123456789
Hire/Promotion Date	05/18/99	Badge Number	A123B4567
		Employee Reference No.	A12B34C

<u>Grounded</u>	<u>Special/Officer Position</u>	<u>MDA Type</u>
Yes	Mechanical Broom	MDA 1(L)
Remarks go here if relevant lorem ipsum dolor sit amet	Remarks go here if relevant lorem ipsum dolor sit amet	Remarks go here if relevant lorem ipsum dolor sit amet

Unavailable Codes

Code goes here	Code goes here
Code remarks go here if relevant lorem ipsum dolor	Code remarks go here if relevant lorem ipsum dolor

Boro Assignment Order <Boro Task Name> 0800-1600

Qualifications Bus, CFC Removal, E-Z Pack, Front End Loader, Hoist Fitted Chassis, Large Wrecker, Mechanical Broom, Roll-on/Roll-off

Personnel Panel Content:

Personnel

- ▼ Boro Assignment Orders (XX)

Jones J	F4	Lee W	F3	Samuel B	F2
Lewison K	F3	Stevens S	F3	Horrowitz W	G0
Fitzpatrick L	EZ	Lirio V	EZ	Young P	MR
- ▼ Available - Unassigned (XX)

Lastnamethz M	F2	Lastnamethz M	F2	Lastnamethz M	F2
Lastnamethz M	F4	Lastnamethz M	F3	Lastnamethz M	F2
Lastnamethz M	F4	Lastnamethz M	F3	Lastnamethz M	F2
Lastnamethz M	F4	Lastnamethz M	F3	Lastnamethz M	F2
Lastnamethz M	F4	Lastnamethz M	F3	Lastnamethz M	F2
Lastnamethz M	F4	Lastnamethz M	F3	Lastnamethz M	F2
Lastnamethz M	F4	Lastnamethz M	F3	Lastnamethz M	F2
Lastnamethz M	F4	Lastnamethz M	F3	Lastnamethz M	F2
Lastnamethz M	F4	Lastnamethz M	F3	Lastnamethz M	F2
Lastnamethz M	F4	Lastnamethz M	F3	Lastnamethz M	F2
- ▼ Available - Assigned (XX)

Lastnamethz M	F4	Lastnamethz M	F4	Lastnamethz M	F4
Lastnamethz M	F4	Lastnamethz M	F4	Lastnamethz M	F2
Lastnamethz M	F4	Lastnamethz M	F3	Lastnamethz M	F2
Lastnamethz M	F4	Lastnamethz M	F3	Lastnamethz M	F2
Lastnamethz M	F4	Lastnamethz M	F3	Lastnamethz M	F2
Lastnamethz M	F4	Lastnamethz M	F3	Lastnamethz M	F2
Lastnamethz M	F4	Lastnamethz M	F3	Lastnamethz M	F2
Lastnamethz M	F4	Lastnamethz M	F3	Lastnamethz M	F2
Lastnamethz M	F4	Lastnamethz M	F3	Lastnamethz M	F2
Lastnamethz M	F4	Lastnamethz M	F3	Lastnamethz M	F2
- ▼ Unavailable Display: Twentyonecharacter (7)

Lastnamethz M	F4	Lastnamethz M	F3	Lastnamethz M	F2
---------------	----	---------------	----	---------------	----

*See PSD File for drawer and button construction



District: Left Monitor – Personnel Details Sub-Panel (detached)



Special situation when **Personnel object** has been attached or detached.

e 57 14pt

*See PSD File for drawer and button construction



District: Left Monitor – Personnel Details Initiate Detach Sub-Panel



Upon initiating a **Detach**, the sub-panel flies out to the left.

Personnel Label
Helvetica Neue 75 24pt
Hex: FFFFFFFF / FF0A9B

Table Row Header
Helvetica Neue 77 16pt
Hex: FFFFFFFF

Sub-Panel Drop Shadow
11 pixels wide around top, right + bottom
Hex: 000000 > fades to transparent

Initiate Detach:
Longlastname goes here Longfirstname goes here

Detach Type: Select a detach type

Currently From: MAN03

To: Select Target Location

Start Date: MM/DD/YY

End Date: MM/DD/YY

Remarks: Remarks go here lorem dolor et lorem dolor ipsumed

Buttons: Cancel, Detach

Personnel

▼ Boro Assignment Orders (XX)

Jones J	F4	Lee W	F3	Samuel B	F2
Lewison K	F3	Stevens S	F3	Horrowitz W	G0
Fitzpatrick L	EZ	Lirio V	EZ	Young P	MR

▼ Available - Unassigned (XX)

Lastnamethz M	F2	Lastnamethz M	F2	Lastnamethz M	F2
Lastnamethz M	F4	Lastnamethz M	F3	Lastnamethz M	F2
Lastnamethz M	F4	Lastnamethz M	F3	Lastnamethz M	F2
Lastnamethz M	F4	Lastnamethz M	F3	Lastnamethz M	F2
Lastnamethz M	F4	Lastnamethz M	F3	Lastnamethz M	F2
Lastnamethz M	F4	Lastnamethz M	F3	Lastnamethz M	F2
Lastnamethz M	F4	Lastnamethz M	F3	Lastnamethz M	F2
Lastnamethz M	F4	Lastnamethz M	F3	Lastnamethz M	F2
Lastnamethz M	F4	Lastnamethz M	F3	Lastnamethz M	F2
Lastnamethz M	F4	Lastnamethz M	F3	Lastnamethz M	F2

▼ Available - Assigned (XX)

Lastnamethz M	F4	Lastnamethz M	F4	Lastnamethz M	F4
Lastnamethz M	F4	Lastnamethz M	F3	Lastnamethz M	F2
Lastnamethz M	F4	Lastnamethz M	F3	Lastnamethz M	F2
Lastnamethz M	F4	Lastnamethz M	F3	Lastnamethz M	F2
Lastnamethz M	F4	Lastnamethz M	F3	Lastnamethz M	F2
Lastnamethz M	F4	Lastnamethz M	F3	Lastnamethz M	F2
Lastnamethz M	F4	Lastnamethz M	F3	Lastnamethz M	F2
Lastnamethz M	F4	Lastnamethz M	F3	Lastnamethz M	F2
Lastnamethz M	F4	Lastnamethz M	F3	Lastnamethz M	F2
Lastnamethz M	F4	Lastnamethz M	F3	Lastnamethz M	F2

▼ Unavailable Display: Twentyonecharacter (7)

Lastnamethz M	F4	Lastnamethz M	F3	Lastnamethz M	F2
---------------	----	---------------	----	---------------	----

*See PSD File for drawer and button construction





x:86,y:1921

Shift Header Label

0000-0800

263w by 22h
 Helvetica Neue 75 22pt
 Hex: 000000
 Centered: 3px margin top + bottom

Personnel Card

Lastname

63w by 17h
 Helvetica Neue 77 13pt
 Hex: FFFFFFFF/000000
 Padding: 4px margin left, top + bottom

Equipment Card

20WW200

57w by 17h
 Helvetica Neue 77 13pt
 Hex: FFFFFFFF/000000
 Padding: 4px margin left
 4px top + bottom

31h*

Task Name

M1

6x6 Hex: FFFFFFFF, Margin-right = 6px

60w by 17h
 Helvetica Neue 77 13pt
 Hex: DSNY Colors (Variable)

"2 indicator"

Helvetica Neue 77 9pt
 Hex: FFFFFFFF

Task Panel Section Margins + Dimentions

Font Padding

CATEGORY/SUB-SECTION

SECTION NAME

CATEGORY/
 SUB-SECTION
 263w by 15h
 Helvetica Neue 77 13pt
 ALL CAPS
 Padding: 6px left
 Padding: 3px top + bottom

SECTION NAME
 257w by 15h
 Helvetica Neue 77 13pt
 ALL CAPS
 Padding: 6px left
 Padding: 3px top + bottom

Search Result Boxes

Lastname

65w by 19h
 Personnel Hex Outline: FFFF00 (2 pixels)
 Inner Stroke Hex: 000000 (1 pixel)

20WW200

65w by 19h
 Equipment Hex Outline: FA0000 (2 pixels)
 Inner Stroke Hex: 000000 (1 pixel)

*See PSD File for drawer and button construction



District: Right Monitor – Task Panel Detail (expanded)



Upon double-click of a Task, its **Task Details** appears as an overlay.

Task Detail Title
 Helvetica Neue 75 20pt
 Hex: FFFFFFFF

Detail Row Title
 Helvetica Neue 77 19pt
 Hex: FFFFFFFF
1373w by 30h
 Background Hex: 5C5C5C

Personnel Data
 Helvetica Neue 77 14pt
 Hex: FFFFFFFF

Column Titles
 Helvetica Neue 77 16pt
 Hex: FFFFFFFF

Form Text Field
 Helvetica Neue 57 14pt
 Hex: FFFFFFFF

Form Text Field
 Helvetica Neue 77 14pt
 Hex: FFFFFFFF

Sub-panel Element
 Helvetica Neue 57 14pt
 Hex: 5C83F7

Form Field Text
 Helvetica Neue 57 14pt
 Hex: FFFFFFFF

Task/Route Details: 0600-1400/Collection/HH Collection/Section 3

Task/Route Name 1

Start	End	Supervisor 1	Comments	Equipment	Personnel	Partial	From	To
<input type="text" value="MM/DD/YY"/> <input type="text" value="HHMM"/>	<input type="text" value="09/30/13"/> <input type="text" value="2300"/>	<input type="text" value="SupvsrName J (F3)"/>	<input type="text" value="Enter Comments"/>	25CD201	Longlastnam J <input type="text" value="MM/DD/YY"/> <input type="text" value="HHMM"/>	<input type="text" value="1/2"/>	<input type="text"/>	<input type="text"/>
		<input type="text" value="Supervisor 2"/>		25CD201	Longlastnam K <input type="text" value="MM/DD/YY"/> <input type="text" value="HHMM"/>			
		<input type="text" value="No Assignment"/>			Longlastnam L <input type="text" value="MM/DD/YY"/> <input type="text" value="HHMM"/>			
					Longlastnam M <input type="text" value="MM/DD/YY"/> <input type="text" value="HHMM"/>			

Task/Route Name 2

Start	End	Supervisor 1	Comments	Equipment	Personnel	Partial	From	To
<input type="text" value="MM/DD/YY"/> <input type="text" value="HHMM"/>	<input type="text" value="09/30/13"/> <input type="text" value="2300"/>	<input type="text" value="SupvsrName J (F3)"/>	<input type="text" value="Enter Comments"/>	28FX634	Longlastnam A <input type="text" value="MM/DD/YY"/> <input type="text" value="HHMM"/>	<input type="text" value="1/2"/>	<input type="text"/>	<input type="text"/>
		<input type="text" value="Supervisor 2"/>		28FX635	Longlastnam B <input type="text" value="MM/DD/YY"/> <input type="text" value="HHMM"/>			
		<input type="text" value="No Assignment"/>			Longlastnam T <input type="text" value="MM/DD/YY"/> <input type="text" value="HHMM"/>			
					Longlastnam U <input type="text" value="MM/DD/YY"/> <input type="text" value="HHMM"/>			
					Longlastnam V <input type="text" value="MM/DD/YY"/> <input type="text" value="HHMM"/>			
					Longlastnam W <input type="text" value="MM/DD/YY"/> <input type="text" value="HHMM"/>			

1389w

*See PSD File for drawer and button construction




The Boro Board follows the metaphor of the District Board but contains elements in different locations.

Left Monitor

24" screen, resolution: 1920:1080

Right Monitor

24" screen, resolution: 1920:1080



Browser Requirement
The system is developed for **Windows 7** and is to be viewed on either **IE9** or **Firefox 20** browser*.



*All other browser elements are hidden except the Title Bar, URL/Tabs Bar, and the Menu Bar

Boro: Left Monitor

- 1 Main Navigation (Left)
- 2 Quotas Panel
- 3 Personnel Panel

Boro: Right Monitor

- 4 Main Navigation (Right)
- 5 Task Panel



The Main Navigation bar is in the upper portion of the browser and stretches across both monitors.

Left Monitor Main Navigation

Organization/ Board Name/ Snapshot State
 Helv Neue 75 24pt
 Hex: FFFFFFFF

Center text at
 y:17,x:970

User Name
 Helv Neue 75 18pt
 Hex: FFFFFFFF

Board Name
 Helv Neue 75 26pt
 Hex: FFFFFFFF
 Vertically centered

Main Nav Date
 Helv Neue 75 16pt
 Hex: FFFFFFFF

Autosave Date
 Helv Neue 75 12pt
 Hex: FFFFFFFF

Welcome, Anthony Bianculli **Logout**

SMART Operations Board
BCC/BKN01 : Macy's Parade : Pre-Roll Call
 Tuesday, September 13, 2013
 Autosaved 09/13/13 14:54

85h

x:0 **14px** **y:0** **x:1810,y:50**

Right Monitor Main Navigation

Settings **New Board**

Find **Personnel** **Other Boards**

Term is **Employee name** **Enter full/partial Employee Name, ex. "John Doe"** **Snapshot**

Submit to Boro **Live Summary**
 467w by 68h (including divider)
 Helv Neue 77 13pt

285w by 16h
 Helv Neue 77 13pt
 Hex: FFFFFFFF
 Background Hex: 5C5C5C

Submit to Boro Button Drawer
 144w by 27h
 Helv Neue 75 14pt

Form Text
 Pulldown: Helv Neue 77 14pt
 Form field: Helv Neue 57 14pt
 Hex: FFFFFFFF

Snapshot Button Drawer
 135w by 27h*
 Helv Neue 75 14pt

"p"
 Helv Neue 75 15pt
 Hex: FFFFFFFF

Search Filter
 591w by 67h*

Error in Dropdown
 Helv Neue 75 11pt
 Hex: FF0000

Dropdown Text
 Helv Neue 77 14pt
 Hex: FFFFFFFF

Dropdown Text (Unavailable)
 Helv Neue 77 14pt
 Hex: BBBB

8px margins for inner button! **8px** **15px between button drawers**

Settings **New Board** **Find** **Personnel** **Other Boards** **Snapshot** **Submit to Boro** **Live Summary**

MM/DD/YY **Create** **Board already exists for this date. Please use Find module.**

Personnel **Other Boards** **Term is** **Employee name** **Enter full/partial Employee Name, ex. "John Doe"** **Snapshot** **Submit to Boro** **Live Summary**

Pre-Roll Call **Roll Call** **Final Utilization** **Take Snapshot** **Submit**

Summary Table:

	GS1	SUPVSR	SANWKR	CIVILIAN	MDA
AVAILABLE	214	125	103	103	103
NEEDED/QUOTA	216	125	919	919	919
+/-	-112	100	445	445	445

x:1921 **y:0** **y:2034** **y:2123** **x:10,y:2349** **x:45,y:3006** **x:45,y:3157** **x:3365** **x:3540**

*See PSD files for drawer and button construction



Boro: Left Monitor – Quota Panel



The **Boro Quota Panel** appears in the same space that was occupied by the **District Equipment** panel.

Panel Title
 Helvetica Neue 75 19pt
 Hex: FFFFFFFF

Row BG Banding
 660w by 20h
 Alternating Hex: 333333 / 000000

Status Title
 Helvetica Neue 75 14pt
 Hex: FFFFFFFF

Quota Text
 Helvetica Neue 77 13pt
 Hex: FFFFFFFF

Scroll Bar Background
 11w by 840h
 Hex: 242424

Scroll Bar Handle
 11w by variable height
 Hex: 868686

Quota: BKN – Wednesday August 30				
BKNBO	SHIFT 1	SHIFT 2	SHIFT 3	TOTAL
CategoryName/SubCategoryName01	15	10	23	-2
CategoryName/SubCategoryName01	15	10	23	-2
CategoryName/SubCategoryName01	15	10	23	-2
CategoryName/SubCategoryName01	15	10	23	-2
CategoryName/SubCategoryName01	15	10	23	-2
BKN01	SHIFT 1	SHIFT 2	SHIFT 3	TOTAL
CategoryName/SubCategoryName01	15	10	23	-2
CategoryName/SubCategoryName01	15	10	23	-2
CategoryName/SubCategoryName01	15	10	23	-2
CategoryName/SubCategoryName01	15	10	23	-2
CategoryName/SubCategoryName01	15	10	23	-2
BKN02	SHIFT 1	SHIFT 2	SHIFT 3	TOTAL
CategoryName/SubCategoryName01	15	10	23	-2
CategoryName/SubCategoryName01	15	10	23	-2
CategoryName/SubCategoryName01	15	10	23	-2
CategoryName/SubCategoryName01	15	10	23	-2
CategoryName/SubCategoryName01	15	10	23	-2
BKN03	SHIFT 1	SHIFT 2	SHIFT 3	TOTAL
CategoryName/SubCategoryName01	15	10	23	-2
CategoryName/SubCategoryName01	15	10	23	-2
CategoryName/SubCategoryName01	15	10	23	-2
CategoryName/SubCategoryName01	15	10	23	-2
CategoryName/SubCategoryName01	15	10	23	-2
BKNYY	SHIFT 1	SHIFT 2	SHIFT 3	TOTAL
CategoryName/SubCategoryName01	15	10	23	-2
CategoryName/SubCategoryName01	15	10	23	-2
CategoryName/SubCategoryName01	15	10	23	-2
CategoryName/SubCategoryName01	15	10	23	-2
CategoryName/SubCategoryName01	15	10	23	-2
BKNZZ	SHIFT 1	SHIFT 2	SHIFT 3	TOTAL
CategoryName/SubCategoryName01	15	10	23	-2
CategoryName/SubCategoryName01	15	10	23	-2
CategoryName/SubCategoryName01	15	10	23	-2

Dimensions: 687w, 886h, 31px* (top), 7px* (bottom), 6px* (right), 25px (margin), 40px (margin), 50px (margin), x:0,y:86, x:255, x:312, x:368, x:426

*See PSD File for drawer and button construction



Boro: Left Monitor – Task Settings

Upon depressing the **Settings toggle button** in the main navigation bar, the **Settings Drawer** appears in the right monitor over the Task Panel.

x:30,y:91 "MNBO"

x:13, y:87

836h

District ID
113w by 25h
 Helvetica Neue 75 19pt
 Hex: FFFFFFFF
 BG Hex Colors:
 GRAY: 5C5C5C
 GREEN: 00AF00
 RED: CE4E48
3px spacing between fields

Shift Time
113w by 23h
 Helvetica Neue 77 16pt CAPS
 Hex: FFFFFFFF
 BG Hex Colors:
 GRAY: 5C5C5C
 GREEN: 00AF00
 RED: CE4E48
3px spacing between fields

Category
108w by 23h
 Helvetica Neue 77 16pt
 Hex: FFFFFFFF
 BG Hex Colors:
 DARK GRAY: 333333
 GREEN: 00AF00
 RED: CE4E48
3px spacing between fields

Sub-Category: Sections
108w by 23h
 Helvetica Neue 77 12pt
 Hex: FFFFFFFF
 Hex Green: 00AF00
 BG Hex Gray: 333333
1px spacing between fields

Sub-Category: Section Head
108w by 23h
 Helvetica Neue 77 12pt
 Hex: FFFFFFFF
 BG Hex Green: 00AF00
1px spacing between fields

7px*
6px*

1898w

*See PSD File for drawer and button construction



Boro: Find Module (steps 1 + 2)



The Find Module drawer drops down from the Find Module and works in 3 steps to narrow down search results by filter. The results are show directly on the Task, Equipment & Personnel Panels.

Find Module Step 1

Form Field Text (Active)
 Helvetica Neue 77 16pt
 Hex: FFFFFFFF
 Active Background
 Hex: 5C5C5C

Form Field Title (Inactive)
 Helvetica Neue 77 16pt
 Hex: 666666
 Inactive Background
 Hex: 181818

Form Field (Inactive)
230w by 30h
 Helvetica Neue 57 14pt
 Hex: 666666
 Inactive Background
 Hex: 000000

Find Module Step 2

Form Field Text (Selected)
 Helvetica Neue 77 16pt
 Hex: FFFFFFFF
 Hilight Band:
 Hex: 3366ff
 Selected Background
 Hex: 333333

Form Field Text (Active)
 Helvetica Neue 77 16pt
 Hex: FFFFFFFF
 Active Background
 Hex: 5C5C5C

Form Field (Inactive)
 Helvetica Neue 77 13pt
 Hex: DSNY Colors
 Helvetica Neue 57 14pt
 Hex: 666666
 Inactive Background
 Hex: 000000

● **Radio Buttons (15x15px)***
 Background Hex: 000000
 Selected Dot: FFFFFFFF

■ **Check Boxes (15x15px)***
 Background Hex: 000000
 Selected Check Mark ("X"): FFFFFFFF

*See PSD files for drawer and button construction





The Find Module drawer drops down from the Find Module and works in 3 steps to narrow down search results by filter. The results are show directly on the Task, Equipment & Personnel Panels.

Find Module Step 3

Form Field Text (Selected)
 Helvetica Neue 77 16pt
 Hex: FFFFFFFF
 Hilight Background
 Hex: 3366FF
 Selected Background
 Hex: 333333

Form Field Text (Selected)
 Helvetica Neue 77 16pt
 Hex: FFFFFFFF
 Hilight Background
 Hex: 3366FF
 Selected Background
 Hex: 333333

Form Field (Not Selected)
 Helvetica Neue 57 14pt
 Hex: 333333
 Field Background
 Hex: 000000
 Active Background
 Hex: 5C5C5C

Selected Filter (Active Filter)
 230w by 30h
 Helv Neue 77 16pt
 Hex: FFFFFFFF
 Active Background
 Hex: 5C5C5C

Red "X" - Remove
 30w by 30h
 Hex: FF0C00

Blue "Find" Button
 73w by 27h
 See PSD file for construction

● **Radio Buttons (15x15px)***
 Background Hex: 000000
 Selected Dot: FFFFFFFF

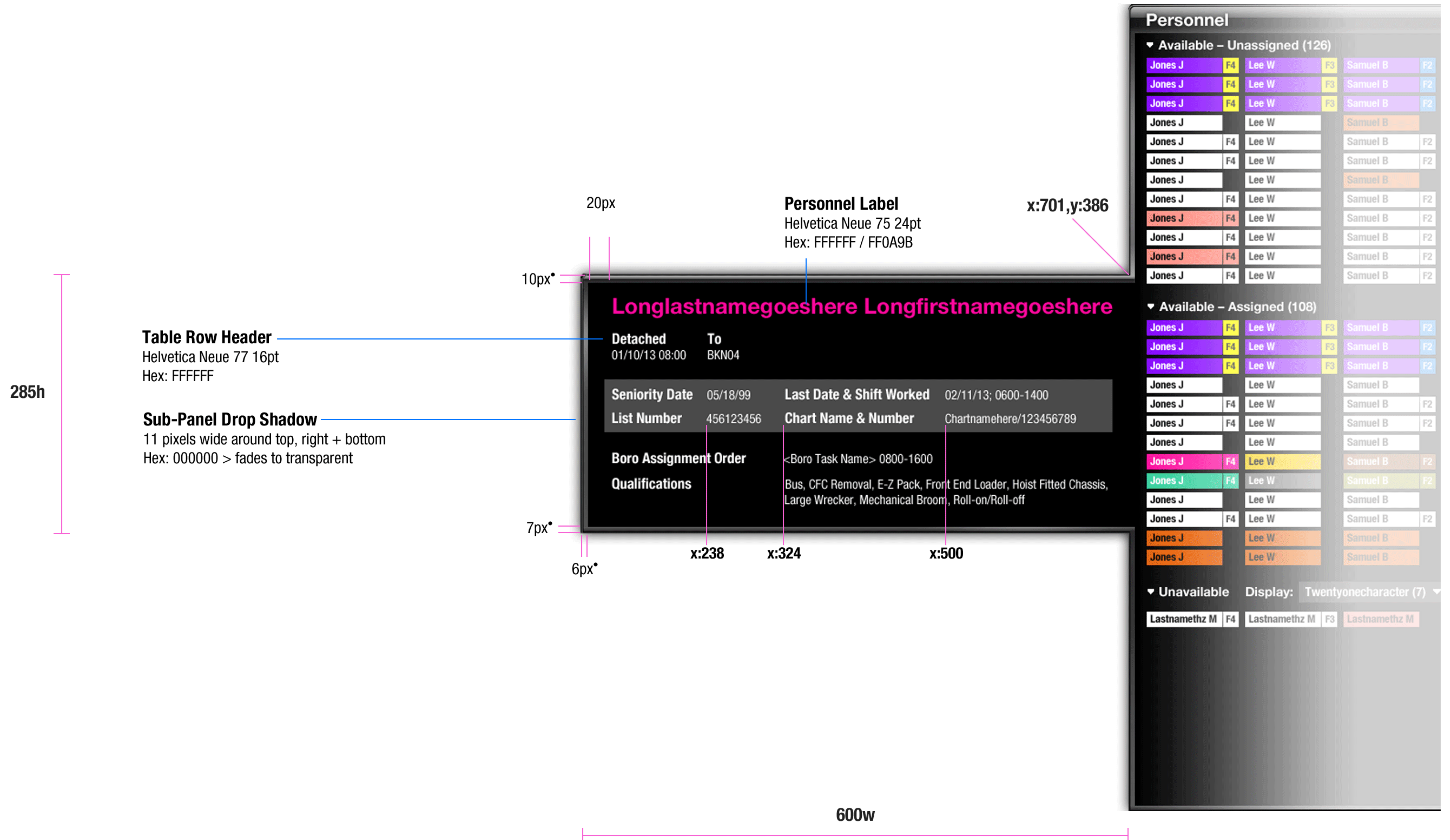
☑ **Check Boxes (15x15px)***
 Background Hex: 000000
 Selected Check Mark ("X"): FFFFFFFF

*See PSD files for drawer and button construction

Boro: Left Monitor – Personnel Rollover Sub-Panel



Upon rolling over a card in the Personnel panel, the **Rollover Sub-Panel** flies out to the left of the Personnel panel.



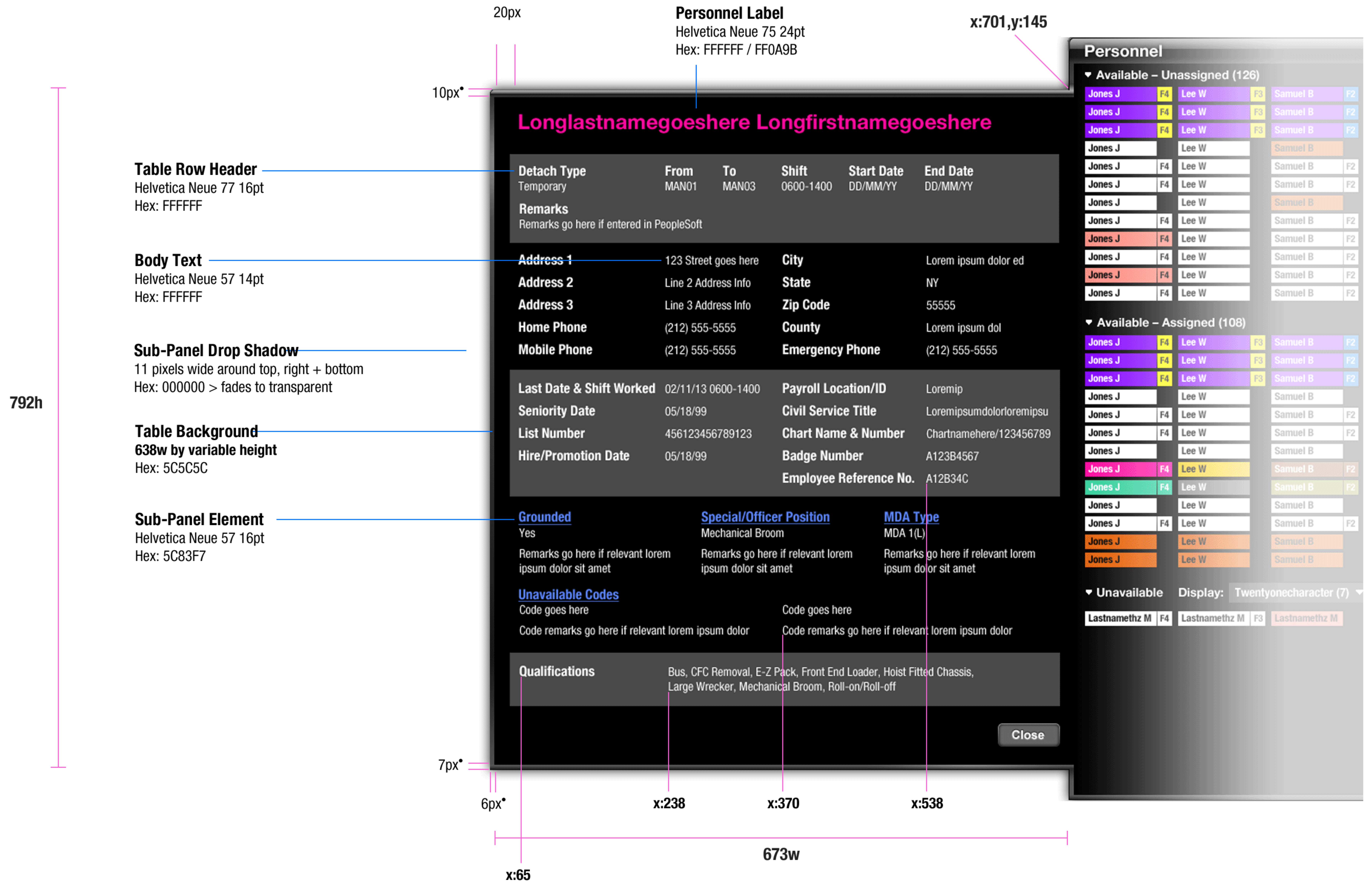
*See PSD File for drawer and button construction



Boro: Left Monitor – Personnel Details Sub-Panel



Upon clicking on a card in the Personnel panel, the **Personnel Details Sub-Panel** flies out to the left of the Personnel panel.



*See PSD File for drawer and button construction





x:86,y:1921

Boro District Label
 115w by 21h
 Helvetica Neue 75 18pt
 Hex: 000000
 Text centered: 4px margin: top + bottom

Shift Header Label
 0000-0800
 115w by 21h
 Helvetica Neue 75 18pt
 Hex: 000000
 Text centered: 4px margin: top + bottom

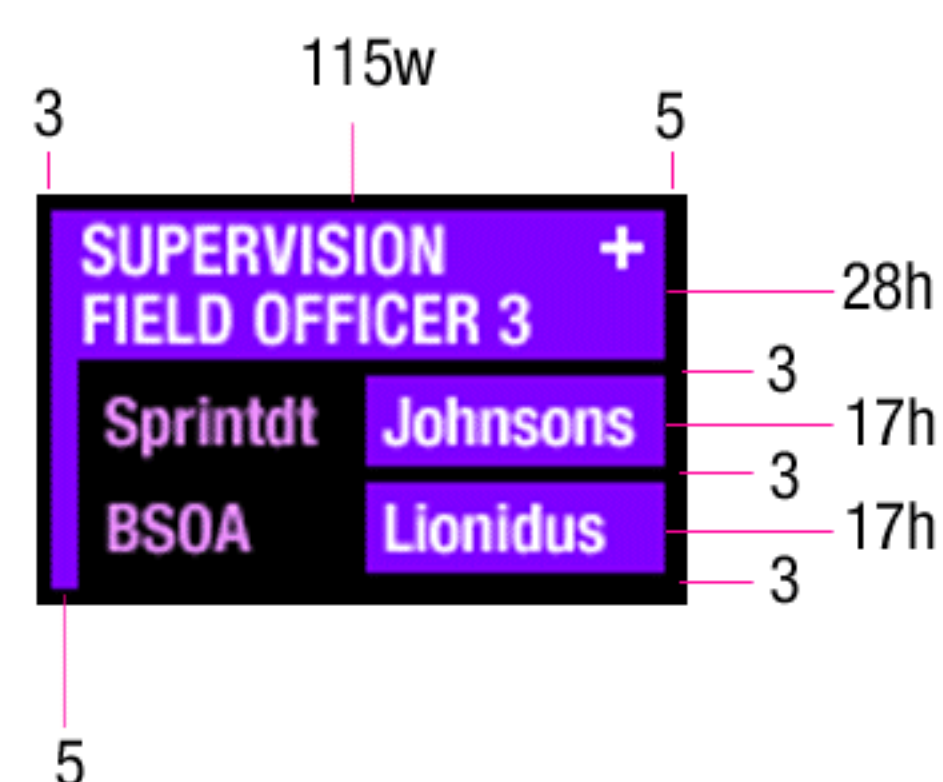
Personnel Card
 Lastname
 56w by 17h
 Helvetica Neue 77 12.5pt
 Hex: FFFFFFFF/000000
 Align left: 4px margin left, top + bottom

Task Text
 Taskname
 48w by 17h
 Helvetica Neue 77 12.5pt
 Hex: Variable
 Align left: 4px margin left, top + bottom

Tasks															
MN0	MN1	MN2	MN3	MN4	MN5	MN6	MN7	MN8	MN9	MN10	MN11	MN12	MN13	MN14	MN08A
**2300-0700	0000-0800	**2300-0700	**2300-0700	0000-0800	**2300-0700	0000-0800	0000-0800	**2300-0700	0000-0800	0000-0800	**2300-0700	0000-0800	0000-0800	0000-0800	**2300-0700
SUPERVISION FIELD OFFICER 3 SevenCh Snedeker	SUPERVISION FIELD OFFICER 3 SevenCh Soomica	SUPERVISION FIELD OFFICER 3 SevenCh Snedeker	SUPERVISION FIELD OFFICER 3 SevenCh Soomica	SUPERVISION FIELD OFFICER 3 SevenCh Soomica	SUPERVISION FIELD OFFICER 3 SevenCh Snedeker	SUPERVISION FIELD OFFICER 3 SevenCh Soomica	SUPERVISION FIELD OFFICER 3 SevenCh Soomica	SUPERVISION FIELD OFFICER 3 SevenCh Snedeker	SUPERVISION FIELD OFFICER 3 SevenCh Soomica	SUPERVISION FIELD OFFICER 3 SevenCh Soomica	SUPERVISION FIELD OFFICER 3 SevenCh Snedeker	SUPERVISION FIELD OFFICER 3 SevenCh Soomica	SUPERVISION FIELD OFFICER 3 SevenCh Soomica	SUPERVISION FIELD OFFICER 3 SevenCh Soomica	SUPERVISION FIELD OFFICER 3 SevenCh Snedeker
0000-0800	0500-1300	0000-0800	0000-0800	0500-1300	0000-0800	0500-1300	0500-1300	0500-1300	0000-0800	0500-1300	0500-1300	0500-1300	0000-0800	0500-1300	0500-1300
SUPERVISION FIELD OFFICER 3 312 Johnsons	SUPERVISION FIELD OFFICER 3 312 Johnsons	SUPERVISION FIELD OFFICER 3 312 Johnsons	SUPERVISION FIELD OFFICER 3 GarSprv Lionidus	SUPERVISION FIELD OFFICER 3 312 Johnsons	SUPERVISION FIELD OFFICER 3 GarSprv Lionidus	SUPERVISION FIELD OFFICER 3 312 Johnsons	SUPERVISION FIELD OFFICER 3 312 Johnsons	SUPERVISION FIELD OFFICER 3 312 Johnsons	SUPERVISION FIELD OFFICER 3 GarSprv Lionidus	SUPERVISION FIELD OFFICER 3 GarSprv Lionidus	SUPERVISION FIELD OFFICER 3 GarSprv Lionidus	SUPERVISION FIELD OFFICER 3 GarSprv Lionidus	SUPERVISION FIELD OFFICER 3 312 Johnsons	SUPERVISION FIELD OFFICER 3 312 Johnsons	SUPERVISION FIELD OFFICER 3 GarSprv Lionidus
0600-1400	0600-1400	0600-1400	0600-1400	0600-1400	0600-1400	0600-1400	0600-1400	0600-1400	0600-1400	0600-1400	0600-1400	0600-1400	0600-1400	0600-1400	0600-1400
SUPERVISION FIELD OFFICER 3 Sprintdt Johnsons	SUPERVISION FIELD OFFICER 3 Sprintdt Johnsons	SUPERVISION FIELD OFFICER 3 Sprintdt Johnsons	BSOA Lionidus	SUPERVISION FIELD OFFICER 3 Sprintdt Johnsons	SUPERVISION FIELD OFFICER 3 BSOA Lionidus	SUPERVISION FIELD OFFICER 3 Sprintdt Johnsons	SUPERVISION FIELD OFFICER 3 Sprintdt Johnsons	SUPERVISION FIELD OFFICER 3 Sprintdt Johnsons	SUPERVISION FIELD OFFICER 3 BSOA Lionidus	SUPERVISION FIELD OFFICER 3 BSOA Lionidus	SUPERVISION FIELD OFFICER 3 BSOA Lionidus	SUPERVISION FIELD OFFICER 3 BSOA Lionidus	SUPERVISION FIELD OFFICER 3 BSOA Lionidus	SUPERVISION FIELD OFFICER 3 BSOA Lionidus	SUPERVISION FIELD OFFICER 3 Sprintdt Johnsons
RECYCLING SUBCATEGORYABCD	RECYCLING SUBCATEGORYABCD	RECYCLING SUBCATEGORYABCD	ERD SUBCATEGORY	RECYCLING SUBCATEGORYABCD	SUPPORT SUBCATEGORYABCD Lionidus	RECYCLING SUBCATEGORYABCD	RECYCLING SUBCATEGORYABCD	RECYCLING SUBCATEGORYABCD	ERD SUBCATEGORY	ERD SUBCATEGORY	RECYCLING SUBCATEGORYABCD	RECYCLING SUBCATEGORYABCD	ERD SUBCATEGORY	ERD SUBCATEGORY	RECYCLING SUBCATEGORYABCD
1600-2400	1600-2400	1600-2400	1600-2400	1600-2400	1600-2400	1600-2400	1600-2400	1600-2400	1600-2400	1600-2400	1600-2400	1600-2400	1600-2400	1600-2400	1600-2400
SUPPORT SUBCATEGORYABCD Lionidus	SUPERVISION FIELD OFFICER 3 Sprintdt Johnsons	SUPERVISION FIELD OFFICER 3 Sprintdt Johnsons	SUPERVISION FIELD OFFICER 3 Sprintdt Johnsons	SUPERVISION FIELD OFFICER 3 BSOA Lionidus	SUPPORT SUBCATEGORYABCD Lionidus	SUPPORT SUBCATEGORYABCD Lionidus	SUPPORT SUBCATEGORYABCD Lionidus	SUPERVISION FIELD OFFICER 3 Sprintdt Johnsons	SUPERVISION FIELD OFFICER 3 BSOA Lionidus	SUPERVISION FIELD OFFICER 3 BSOA Lionidus	SUPERVISION FIELD OFFICER 3 BSOA Lionidus	SUPERVISION FIELD OFFICER 3 BSOA Lionidus	SUPERVISION FIELD OFFICER 3 BSOA Lionidus	SUPERVISION FIELD OFFICER 3 BSOA Lionidus	SUPPORT SUBCATEGORYABCD Lionidus
1600-2400	1600-2400	1600-2400	1600-2400	1600-2400	1600-2400	1600-2400	1600-2400	1600-2400	1600-2400	1600-2400	1600-2400	1600-2400	1600-2400	1600-2400	1900-0700**
SUPERVISION FIELD OFFICER 3 Sprintdt Johnsons	SNOW SUBCATEGORYABCD	SNOW SUBCATEGORYABCD	SNOW SUBCATEGORYABCD	SUPERVISION FIELD OFFICER 3 Sprintdt Johnsons	SNOW SUBCATEGORYABCD	SNOW SUBCATEGORYABCD	SNOW SUBCATEGORYABCD	SNOW SUBCATEGORYABCD	SNOW SUBCATEGORYABCD	SNOW SUBCATEGORYABCD	SNOW SUBCATEGORYABCD	SNOW SUBCATEGORYABCD	SNOW SUBCATEGORYABCD	SNOW SUBCATEGORYABCD	SNOW SUBCATEGORYABCD
ERD SUBCATEGORY	SUPPORT SUBCATEGORY	SURPLUS SUB CAT A	SUPPORT SUBCATEGORY	ERD SUBCATEGORY	SNOW SUBCATEGORYABCD	SNOW SUBCATEGORYABCD	SNOW SUBCATEGORYABCD	ERD SUBCATEGORY	SURPLUS SUB CAT A	ERD SUBCATEGORY	SURPLUS SUB CAT A	ERD SUBCATEGORY	SURPLUS SUB CAT A	ERD SUBCATEGORY	SNOW SUBCATEGORYABCD
SUPPORT SUBCATEGORY	SURPLUS SUB CAT A	SURPLUS SUB CAT A	SURPLUS SUB CAT A	SUPPORT SUBCATEGORY	SUPPORT SUBCATEGORY	SUPPORT SUBCATEGORY	SURPLUS SUB CAT A	SUPPORT SUBCATEGORY	SUPPORT SUBCATEGORY	SURPLUS SUB CAT A	SUPPORT SUBCATEGORY	SURPLUS SUB CAT A	SUPPORT SUBCATEGORY	SURPLUS SUB CAT A	SUPPORT SUBCATEGORY
SURPLUS SUB CAT A	SURPLUS SUB CAT A	SURPLUS SUB CAT A	SURPLUS SUB CAT A	SURPLUS SUB CAT A	SURPLUS SUB CAT A	SURPLUS SUB CAT A	SURPLUS SUB CAT A	SURPLUS SUB CAT A	SURPLUS SUB CAT A	SURPLUS SUB CAT A	SURPLUS SUB CAT A	SURPLUS SUB CAT A	SURPLUS SUB CAT A	SURPLUS SUB CAT A	SURPLUS SUB CAT A

31h*

Boro Task Panel Section Margins



**CATEGORY
SUB-SECTION**

**CATEGORY/
SUB-CATEGORY**
 115w by 28h
 Helvetica Neue 77 13pt
 ALL CAPS
 Align left: 6px margin left
 3px margin top + bottom

Scroll Bar Background

11h by 840h
 Hex: 242424

Scroll Bar Handle
 11h by dynamic width
 Hex: 868686



Task Panel Search Results

Lastname

65w by 19h
 Personnel Hex Outline: FFFF00 (2 pixels)
 Inner Stroke Hex: 000000 (1 pixel)

*See PSD File for drawer and button construction





Upon double-click of a Task, its **Task Details** appears as an overlay.

Task Detail Title
Helvetica Neue 75 20pt
Hex: FFFFFFFF

20px

Task Details: BKN16/0600-1400/Supervision/Sub-Category A

Detail Row Title
Helvetica Neue 77 19pt
Hex: FFFFFFFF
918w by 30h
Background Hex: 5C5C5C

Task/Route Name 1

Start	End	Comments	Personnel
MM/DD/YY HHMM	09/30/13 2300	Enter Comments	Longlastnam J MM/DD/YY HHMM
			Longlastnam K MM/DD/YY HHMM
			Longlastnam L MM/DD/YY HHMM
			Longlastnam M MM/DD/YY HHMM

Task/Route Name 2

Start	End	Comments	Personnel
MM/DD/YY HHMM	09/30/13 2300	Enter Comments	Longlastnam A MM/DD/YY HHMM
			Longlastnam B MM/DD/YY HHMM
			Longlastnam T MM/DD/YY HHMM
			Longlastnam U MM/DD/YY HHMM
			Longlastnam V MM/DD/YY HHMM
			Longlastnam W MM/DD/YY HHMM

Column Titles
Helvetica Neue 77 16pt
Hex: FFFFFFFF

Personnel Data
Helvetica Neue 77 14pt
Hex: FFFFFFFF

Form Field Text
Helvetica Neue 57 14pt
Hex: FFFFFFFF

14h*
600h
7h*
6w*
930w

Cancel Save Details

*See PSD File for drawer and button construction



District + Boro: Error Pop-Ups (overlay)



All **error/system message overlays** are created in the same manner. They appear vertically and horizontally centered in the monitor they appear in.

Error Text
Helvetica Neue 77 16pt
Centered
Hex: FFFFFFFF

Task Details: BKN16/0600-1400/Supervision/Sub-Category A

Task/Route Name 1

Start	End	Comments	Personnel
MM/DD/YY HHMM	09/30/13 2300	Enter Comments	Longlastnam J MM/DD/YY HHMM MM/DD/YY HHMM
		40px padding (left + right)	Longlastnam K MM/DD/YY HHMM MM/DD/YY HHMM
		40px padding (top + bottom)	MM/DD/YY HHMM MM/DD/YY HHMM

Task/Route Name 2

Start	End	Comments	Personnel
MM/DD/YY HHMM	09/30/13 2300		Longlastnam B MM/DD/YY HHMM MM/DD/YY HHMM
			Longlastnam T MM/DD/YY HHMM MM/DD/YY HHMM
			Longlastnam U MM/DD/YY HHMM MM/DD/YY HHMM
			Longlastnam V MM/DD/YY HHMM MM/DD/YY HHMM
			Longlastnam W MM/DD/YY HHMM MM/DD/YY HHMM

Invalid data.
Please correct the highlighted fields.

OK

Cancel Save Details

*See PSD File for drawer and button construction

