

15-213 Recitation 11

Shell lab: Processes, Signals, IO

April 3rd, 2023

Your TAs

Outline

- Logistics
- Process Lifecycle
- Signal Handling
- IO and File Descriptors

Learning Objectives

- **Expectations:**
 - Basic understanding of signals & processes

Logistics

- Shell Lab due April 11th
 - 2 grace days
 - Last day to submit is April 13th
 - Code Review Signup due April 14th

Shell Lab

- **Due date:** April 11th
- Simulate a Linux-like shell
- **Review the write-up carefully.**
 - Review once before starting, and again when halfway through
 - This will save you a lot of style points and a lot of grief!
- **Read Chapter 8 in the textbook:**
 - Process lifecycle and signal handling
 - How race conditions occur, and how to avoid them
 - **Be careful not to use code from the textbook without understanding it first.**

Process Graphs

■ How many different lines could be printed?

```
int main(void) {
    char *tgt = "child";
    sigset_t mask, old_mask;
    sigemptyset(&mask);
    sigaddset(&mask, SIGINT);
    sigprocmask(SIG_SETMASK, &mask, &old_mask); // Block
    pid_t pid = fork();
    if (pid == 0) {
        pid = getppid(); // Get parent pid
        tgt = "parent";
    }
    kill(pid, SIGINT);
    sigprocmask(SIG_SETMASK, &old_mask, NULL); // Unblock
    printf("Sent SIGINT to %s:%d\n", tgt, pid);
    exit(0);
}
```

Process Graphs

■ How many different lines are printed?

```
int main(void) {
    char *tgt = "child";
    sigset_t mask, old_mask;
    sigemptyset(&mask);
    sigaddset(&mask, SIGINT);
    sigprocmask(SIG_SETMASK, &mask, &old_mask); // Block
    pid_t pid = fork();
    if (pid == 0) {
        pid = getppid(); // Get parent pid
        tgt = "parent";
    }
    kill(pid, SIGINT);
    sigprocmask(SIG_SETMASK, &old_mask, NULL); // Unblock
    printf("Sent SIGINT to %s:%d\n", tgt, pid);
    exit(0);
}
```

0 or 1 line. The parent and child try to terminate each other.

Signals and Handling

- **Signals can happen at any time**
 - Control when through blocking signals
- **Signals also communicate that events have occurred**
 - What event(s) correspond to each signal?
- **Write separate routines for receiving (i.e., signals)**

Counting with signals

■ Will this code terminate?

```
volatile int counter = 0;
void handler(int sig) { counter++; }

int main(void) {
    signal(SIGCHLD, handler);
    for (int i = 0; i < 10; i++) {
        if (fork() == 0) { exit(0); }
    }
    while (counter < 10) {
        mine_bitcoin();
    }
    return 0;
}
```

Counting with signals (you can't)

■ Will this code terminate?

```
volatile int counter = 0;
void handler(int sig) { counter++; }
```

```
int main(void) {
    signal(SIGCHLD, handler);
    for (int i = 0; i < 10; i++) {
        if (fork() == 0) { exit(0); }
    }
    while (counter < 10) {
        mine_bitcoin();
    }
    return 0;
}
```

← (Don't use signal, use
Signal or sigaction
instead!)

↑ (Don't busy-wait, use
sigsuspend instead!)

It might not, since
signals can coalesce.

sigsuspend



```
int sigsuspend(const sigset_t *mask);
```

- Suspend current process until a signal is received, you can specify which one using a mask

This is an atomic version of:

```
sigprocmask(SIG_SETMASK, &mask, &prev)
```

```
pause();
```

```
sigprocmask(SIG_SETMASK, &prev, NULL);
```

- This still doesn't fix the issue of signals coalescing!
- Don't use `pause()` in your own code

Proper signal handling

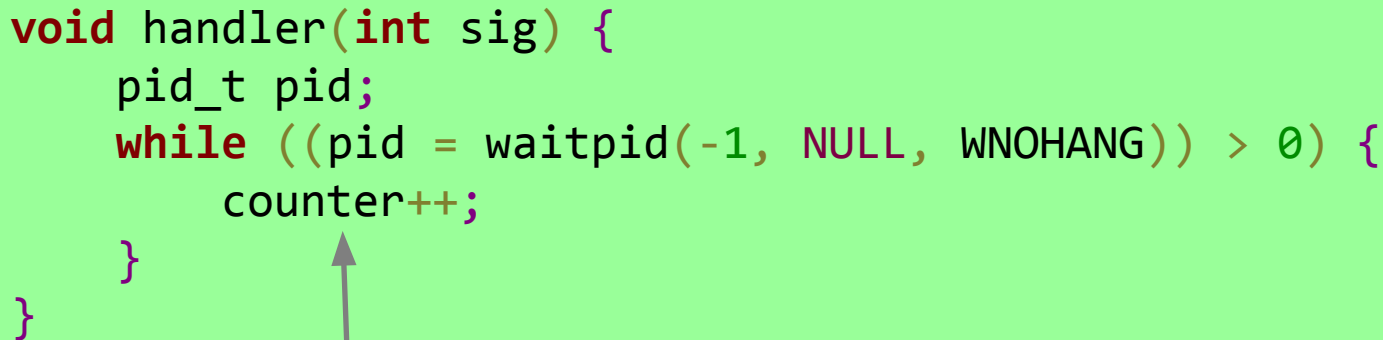
- **How can we fix the previous code?**
 - Remember that signals will be coalesced, so the number of times a signal handler has executed is **not** necessarily the same as number of times a signal was sent.
 - We need some other way to count the number of children.

Proper signal handling

■ How can we fix the previous code?

- Remember that signals will be coalesced, so the number of times a signal handler has executed is **not** necessarily the same as number of times a signal was sent.
- We need some other way to count the number of children.

```
void handler(int sig) {  
    pid_t pid;  
    while ((pid = waitpid(-1, NULL, WNOHANG)) > 0) {  
        counter++;  
    }  
}
```



(This instruction isn't atomic. Why won't there be a race condition?)

Blocking signals

- **Surround blocks of code with calls to `sigprocmask`.**
 - Use `SIG_BLOCK` to block signals at the start.
 - Use `SIG_SETMASK` to restore the previous signal mask at the end.
- **Don't use `SIG_UNBLOCK`.**
 - We don't want to unblock a signal if it was already blocked.
 - This allows us to nest this procedure multiple times.

```
sigset_t mask, prev;  
sigemptyset(&mask);  
sigaddset(&mask, SIGINT);  
sigprocmask(SIG_BLOCK, &mask, &prev);  
// ...  
sigprocmask(SIG_SETMASK, &prev, NULL);
```

Writing signal handlers

- **G1. Call only async-signal-safe functions in your handlers.**
 - Do not call `printf`, `sprintf`, `malloc`, `exit`! Doing so can cause deadlocks, since these functions may require global locks.
 - We've provided you with `sio_printf` which you can use instead.
- **G2. Save and restore `errno` on entry and exit.**
 - If not, the signal handler can corrupt code that tries to read `errno`.
 - The driver will print a warning if `errno` is corrupted.
- **G3. Temporarily block signals to protect shared data.**
 - This will prevent race conditions when writing to shared data.
- **Avoid the use of global variables in `tshlab`.**
 - They are a source of pernicious race conditions!
 - You do not need to declare any global variables to complete `tshlab`.
 - Use the functions provided by `tsh_helper`.

Error and signals : Recap

- You can't expect people to block signals around all error handling logic
- Hence, your signal handler shouldn't interfere with them
- **Solution:**
 - Do not make any system call that could set errno
 - Save and restore errno (store at beginning of handler and restore after)
 - Think about what would work for the case you are using, not one rule

IO functions

Needed for tshlab

- `int open(const char *pathname, int flags, mode_t mode);`
 - Can pass bitwise-or of flags:
 - File Creation: `O_CREAT`, `O_TRUNC`, etc.
 - Access Modes (must include one): `O_RDONLY`, `O_WRONLY`, `O_RDWR`
 - `O_RDONLY|O_WRONLY` doesn't work! Use `O_RDWR`
 - Mode: specifies who else can read/write the new file
 - Required argument when `O_CREAT` is used
 - Use `0666` unless you have a specific reason to do something else

- `int close(int fd);`
- `int dup2(int oldfd, int newfd);`

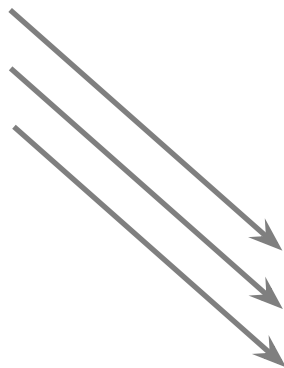
Permissions for open()

	Read (R)	Write (W)	Executable (X)	All (RWX)
User (USR)	S_IRUSR	S_IWUSR	S_IXUSR	S_IRWXU
Group (GRP)	S_IRGRP	S_IWGRP	S_IXGRP	S_IRWXG
Other (OTH)	S_IROTH	S_IWOTH	S_IXOTH	S_IRWXO

- These constants can be bitwise-OR'd and passed to the third argument of open()
- What does $S_IRWXG \mid S_IXUSR \mid S_IXOTH$ mean?
- How to create a file which everyone can read from but only the user can write to it or execute it?

STD File Descriptors

	fd
STDIN_FILENO	0
STDOUT_FILENO	1
STDERR_FILENO	2



stdin, stdout, stderr are opened automatically and closed by normal termination or exit()

open file table
stdin
stdout
stderr

File descriptors (File A != File B)

Descriptor table
(one table
per process)

fd 0	
fd 1	
fd 2	
fd 3	
fd 4	

Open file table
(shared by
all processes)

File A

"foo.txt"
File pos
refcnt = 1
⋮

File B

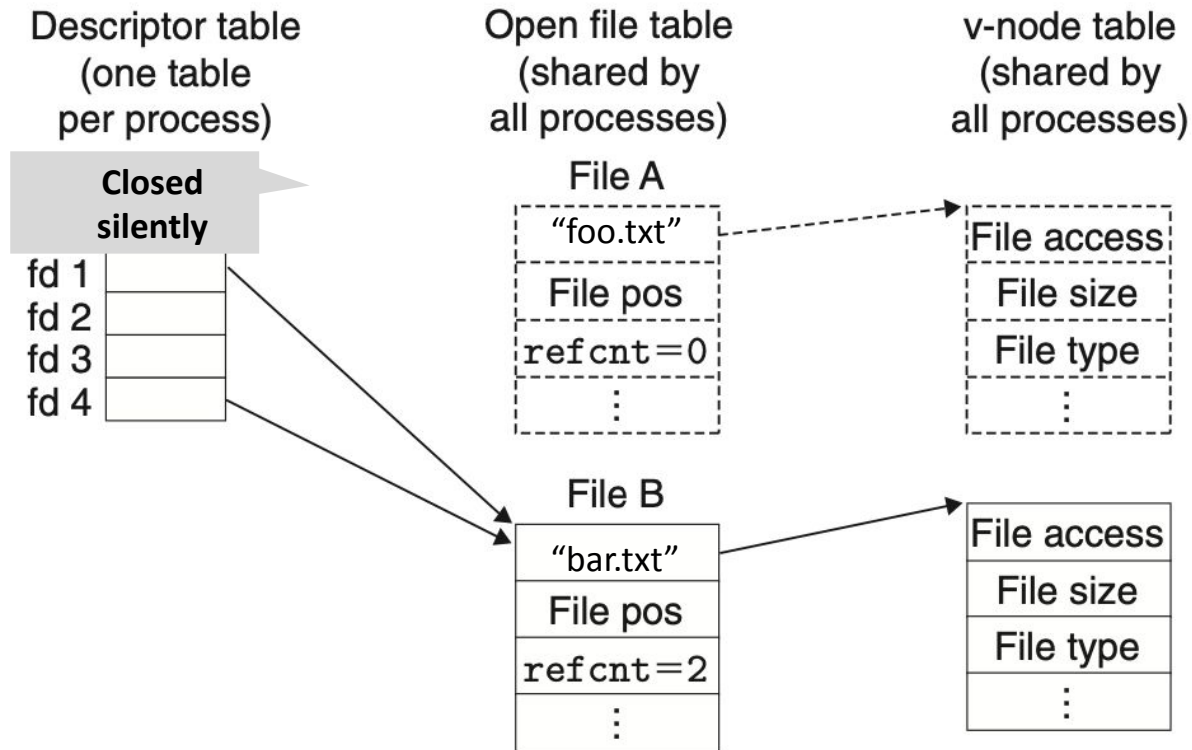
"bar.txt"
File pos
refcnt = 1
⋮

v-node table
(shared by
all processes)

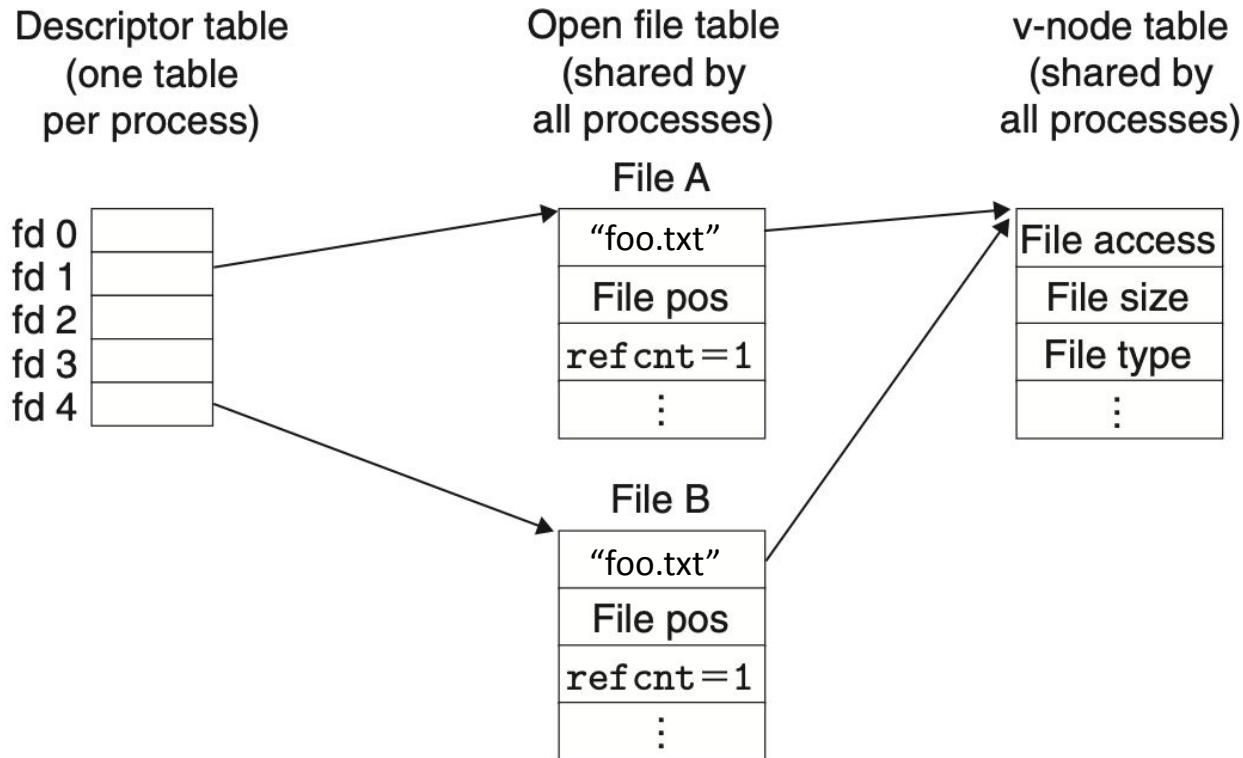
File access
File size
File type
⋮

File access
File size
File type
⋮

File descriptors after dup2(4,1);



File Descriptors (File A == File B)

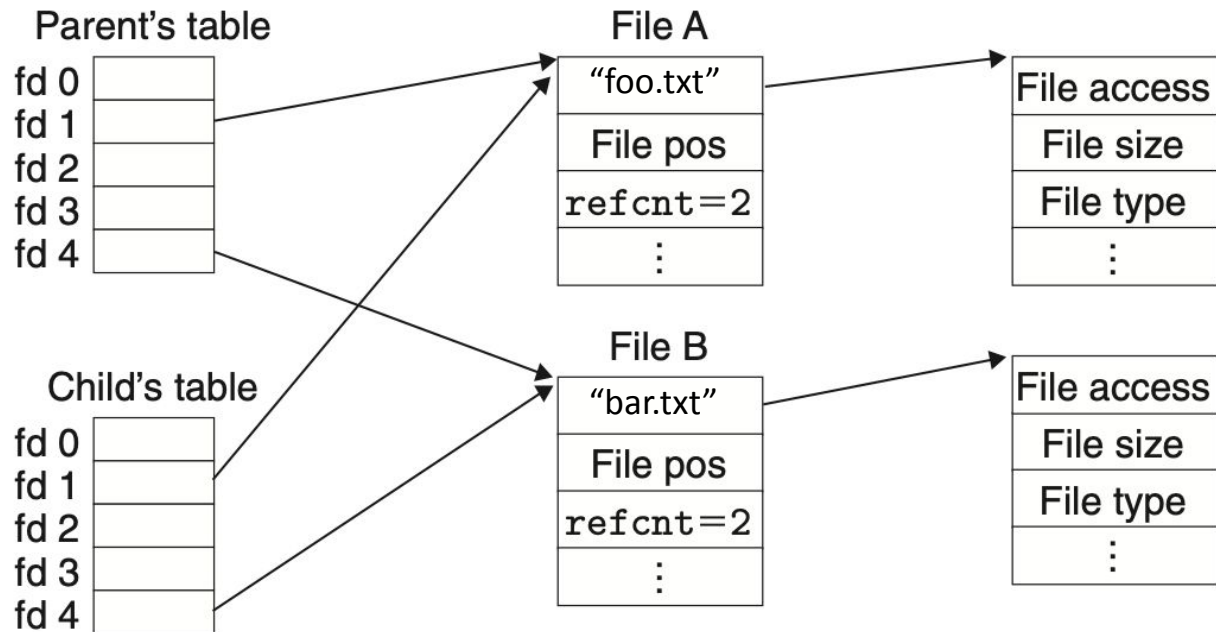


File Descriptors after a fork()

Descriptor tables

Open file table
(shared by
all processes)

v-node table
(shared by
all processes)



IO and Fork()

- File descriptor management can be tricky.
- How many file descriptors are open in the parent process at the indicated point?
- How many does each child have open at the call to `execve`?

```
int main(int argc, char** argv)
{
    int i;
    for (i = 0; i < 4; i++)
    {
        int fd = open("foo", O_RDONLY);
        pid_t pid = fork();
        if (pid == 0)
        {
            int ofd = open("bar", O_RDONLY);
            execve(...);
        }
    }
    // How many file descriptors are open in the parent?
```


Redirecting IO

- At the two points (A and B) in main, how many file descriptors are open?

```
int main(int argc, char** argv)
{
    int i, fd;
    fd = open("foo", O_WRONLY);
    dup2(fd, STDOUT_FILENO);
    // Point A
    close(fd);
    // Point B
    ...
}
```

Redirecting IO

- **File descriptors can be directed to identify different open files.**

```
int main(int argc, char** argv) {
    int i;
    for (i = 0; i < 4; i++)
    {
        int fd = open("foo", O_RDONLY);
        pid_t pid = fork();
        if (pid == 0)
        {
            int ofd = open("bar", O_WRONLY);
            dup2(fd, STDIN_FILENO);
            dup2(ofd, STDOUT_FILENO);
            execve(...);
        }
    }
    // How many file descriptors are open in the parent?
}
```

File IO Activity

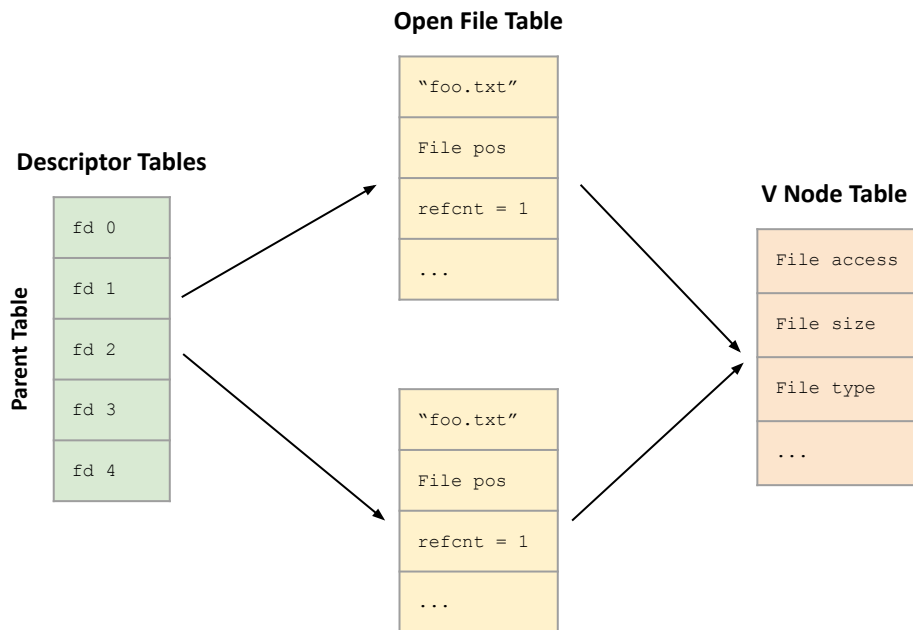
Activity Question

What is the possible output given contents of foo.txt are “ABCDEFGG”?

```
int main(int argc, char *argv[]) {
    int fd1 = open("foo.txt", O_RDONLY);
    int fd2 = open("foo.txt", O_RDONLY);
    read_and_print_one(fd1);
    read_and_print_one(fd2);
    if(!fork()) {
        read_and_print_one(fd2);
        read_and_print_one(fd2);
        close(fd2);
        fd2 = dup(fd1);
        read_and_print_one(fd2);
    } else {
        wait(NULL);
        read_and_print_one(fd1);
        read_and_print_one(fd2);
        printf("\n");
    }
    close(fd1);
    close(fd2);
    return 0;
}
```

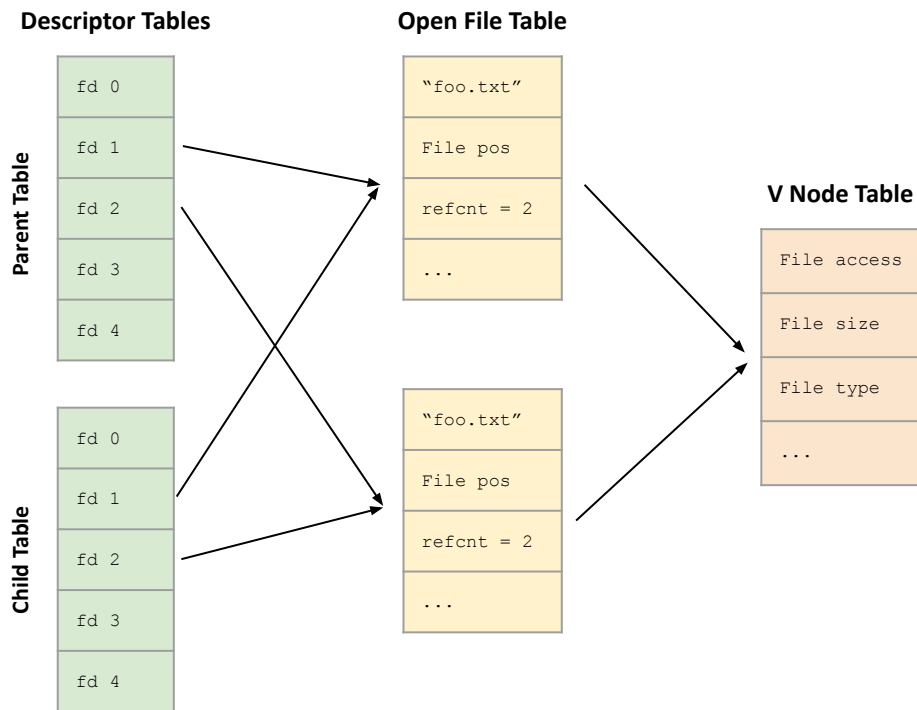
```
void read_and_print_one(int
fd) {
    char c;
    read(fd, &c, 1);
    printf("%c", c);
    fflush(stdout);
}
```

File Descriptors after open() of fd2



```
int main(int argc, char *argv[]) {
    int fd1 = open("foo.txt", O_RDONLY);
    → int fd2 = open("foo.txt", O_RDONLY);
    ...
}
```

File Descriptors after fork()

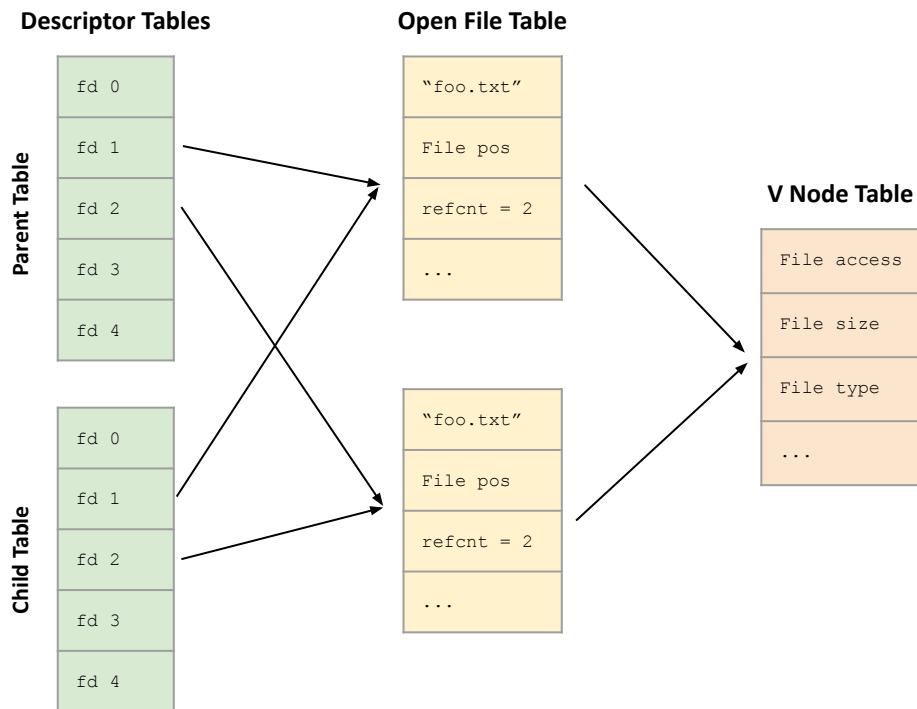


```
int main(int argc, char *argv[]) {
    int fd1 = open("foo.txt", O_RDONLY);
    int fd2 = open("foo.txt", O_RDONLY);
    read_and_print_one(fd1);
    read_and_print_one(fd2);
    → if(!fork()) {
        ...
    }
}
```

What has been printed so far?

?

File Descriptors after fork()

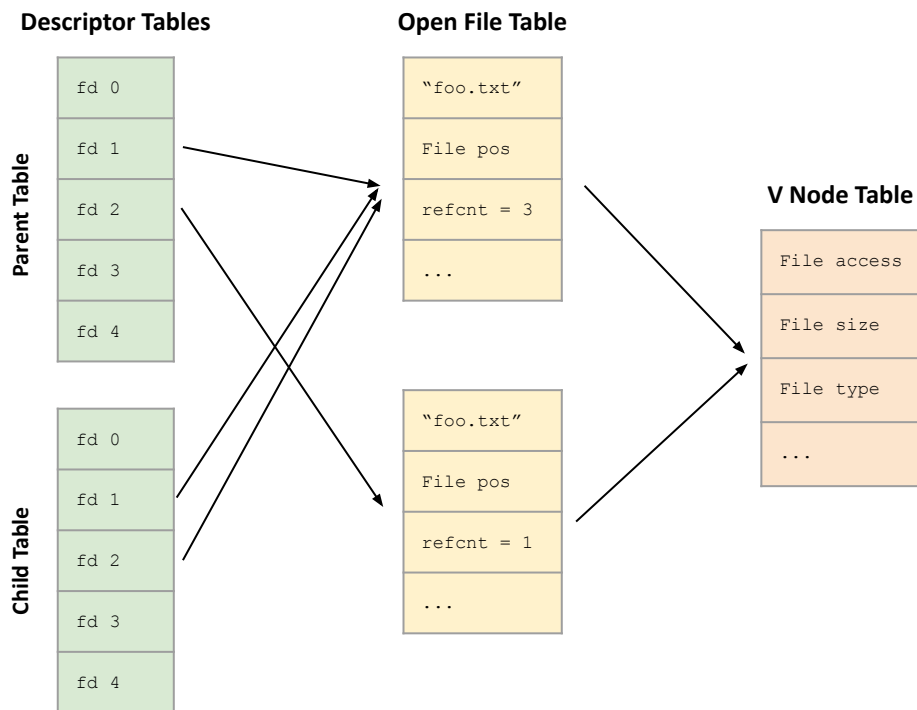


```
int main(int argc, char *argv[]) {
    int fd1 = open("foo.txt", O_RDONLY);
    int fd2 = open("foo.txt", O_RDONLY);
    read_and_print_one(fd1);
    read_and_print_one(fd2);
    → if(!fork()) {
        ...
    }
}
```

What has been printed so far?

AA

Output after child prints

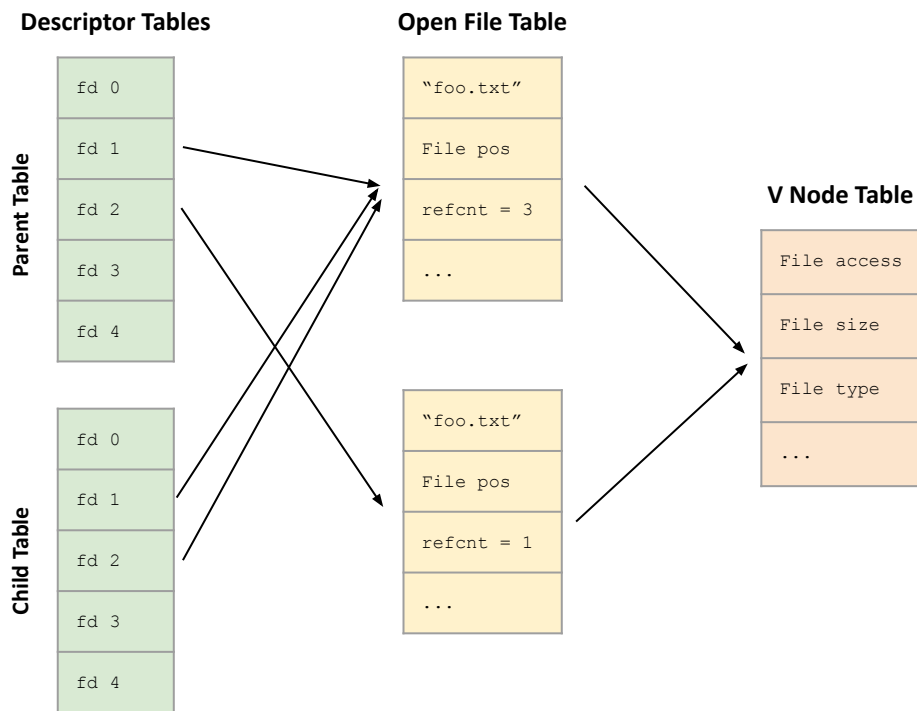


```
int main(int argc, char *argv[]) {
    int fd1 = open("foo.txt", O_RDONLY);
    int fd2 = open("foo.txt", O_RDONLY);
    read_and_print_one(fd1);
    read_and_print_one(fd2);
    if(!fork()) {
        read_and_print_one(fd2);
        read_and_print_one(fd2);
        close(fd2);
        fd2 = dup(fd1);
        → read_and_print_one(fd2);
    } else {
```

What has been printed so far?

?

Output after child prints

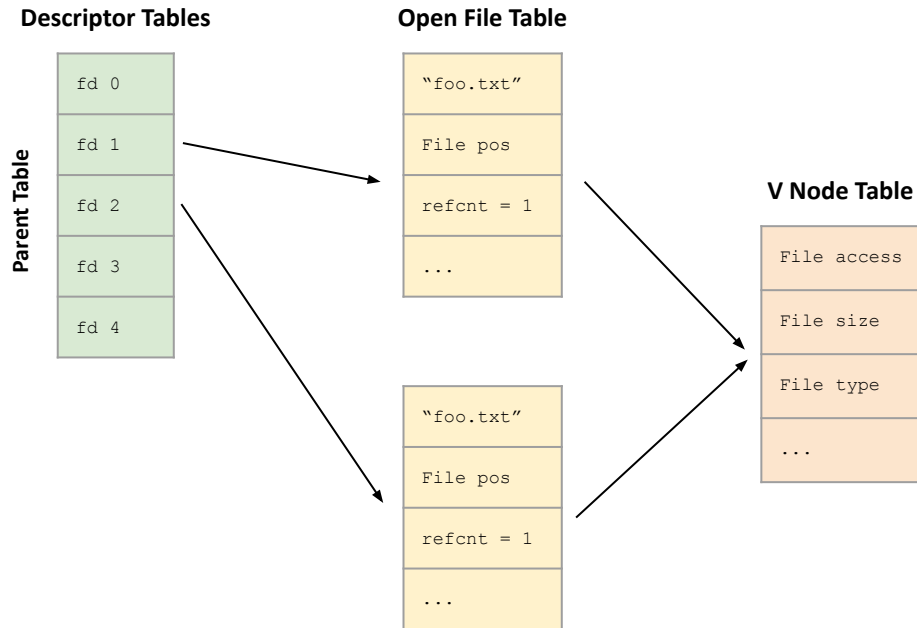


```
int main(int argc, char *argv[]) {
    int fd1 = open("foo.txt", O_RDONLY);
    int fd2 = open("foo.txt", O_RDONLY);
    read_and_print_one(fd1);
    read_and_print_one(fd2);
    if(!fork()) {
        read_and_print_one(fd2);
        read_and_print_one(fd2);
        close(fd2);
        fd2 = dup(fd1);
        → read_and_print_one(fd2);
    } else {
```

What has been printed so far?

AABCB

Output after parent prints

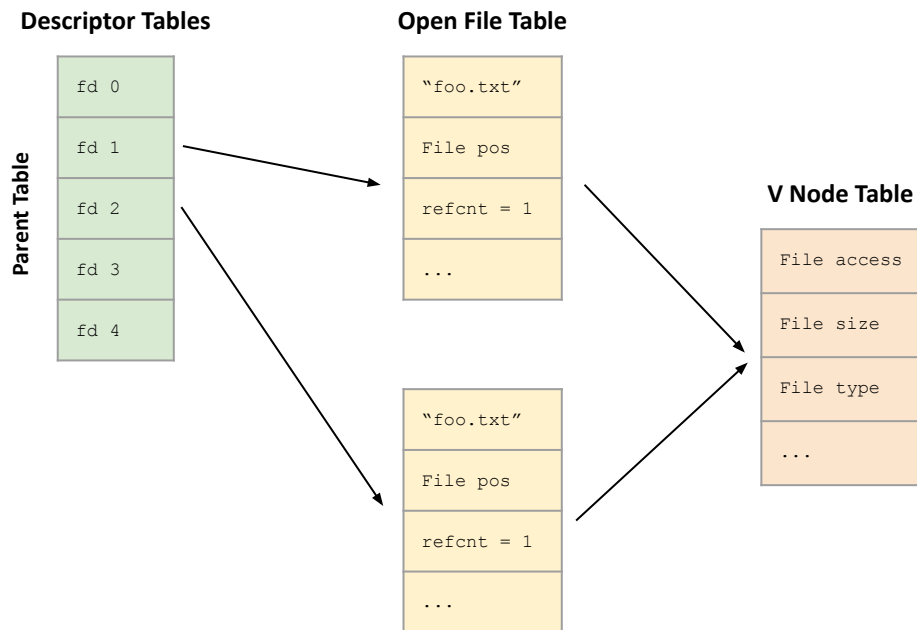


```
int main(int argc, char *argv[]) {
    int fd1 = open("foo.txt", O_RDONLY);
    int fd2 = open("foo.txt", O_RDONLY);
    read_and_print_one(fd1);
    read_and_print_one(fd2);
    if(!fork()) {
        read_and_print_one(fd2);
        read_and_print_one(fd2);
        close(fd2);
        fd2 = dup(fd1);
        read_and_print_one(fd2);
    } else {
        wait(NULL);
        read_and_print_one(fd1);
        read_and_print_one(fd2);
        → printf("\n");
    }
}
```

What has been printed so far?

?

Output after parent prints



```
int main(int argc, char *argv[]) {
    int fd1 = open("foo.txt", O_RDONLY);
    int fd2 = open("foo.txt", O_RDONLY);
    read_and_print_one(fd1);
    read_and_print_one(fd2);
    if(!fork()) {
        read_and_print_one(fd2);
        read_and_print_one(fd2);
        close(fd2);
        fd2 = dup(fd1);
        read_and_print_one(fd2);
    } else {
        wait(NULL);
        read_and_print_one(fd1);
        read_and_print_one(fd2);
        → printf("\n");
    }
}
```

What has been printed so far?

AABCBCD

If you get stuck on tshlab

- **Read the writeup!**
- **Do manual unit testing before `runtrace` and `sdriver`!**
- **Post private questions on piazza!**

- **Read the man pages on the syscalls.**
 - Especially the error conditions
 - What errors should terminate the shell?
 - What errors should be reported?

man 2 wait

Taken from <http://man7.org/linux/man-pages/man2/wait.2.html>

WAIT(2)

Linux Programmer's Manual

WAIT(2)

NAME

`wait`, `waitpid`, `waitid` - wait for process to change state

SYNOPSIS

```
#include <sys/types.h>
```

```
#include <sys/wait.h>
```

```
pid_t wait(int *wstatus);
```

```
pid_t waitpid(pid_t pid, int *wstatus, int options);
```

```
int waitid(idtype_t idtype, id_t id, siginfo_t *infop, int options);
```

```
/* This is the glibc and POSIX interface; see
```

```
NOTES for information on the raw system call. */
```

man pages (probably) cover all you need

- **What arguments does the function take?**
 - read SYNOPSIS
- **What does the function do?**
 - read DESCRIPTION
- **What does the function return?**
 - read RETURN VALUE
- **What errors can the function fail with?**
 - read ERRORS
- **Is there anything I should watch out for?**
 - read NOTES
- **Different categories for man page entries with the same name**
- **Looking up man pages online is not an academic integrity violation**

Function arguments

- Should I do `dup2(old, new)` or `dup2(new, old)`?
- Read the man page:

\$ man dup2

SYNOPSIS

```
#include <unistd.h>

int dup(int oldfd);
int dup2(int oldfd, int newfd);
```

Function behavior

- How should I write my format string when I need to print a long double in octals with precision 5 and zero-padded?
- Read the man page

\$ man printf

DESCRIPTION

Flag characters

The character % is followed by zero or more of the following flags:

- # The value should be converted...
- 0 The value should be zero padded...
- The converted value is to be left adjusted...
- ' ' (a space) A blank should be left before...
- + A sign (+ or -) should always ...

Function return

- What does `waitpid()` return with and without `WNOHANG`?
- Read the man page:
`$ man waitpid`

RETURN VALUE

`waitpid()`: on success, returns the process ID of the child whose state has changed; if `WNOHANG` was specified and one or more child(ren) specified by `pid` exist, but have not yet changed state, then `0` is returned. On error, `-1` is returned.

Each of these calls sets `errno` to an appropriate value in the case of an error.

Potential errors

- How should I check `waitpid` for errors?
- Read the man page:

```
$ man waitpid
```

ERRORS

ECHILD (for `waitpid()` or `waitid()`) The process specified by *pid* (`waitpid()`) or *idtype* and *id* (`waitid()`) does not exist or is not a child of the calling process. (This can happen for one's own child if the action for **SIGCHLD** is set to **SIG_IGN**. See also the Linux Notes section about threads.)

EINTR **WNOHANG** was not set and an unblocked signal or a **SIGCHLD** was caught; see `signal(7)`.

EINVAL The *options* argument was invalid.

Get advice from the developers

- I sprintf from a string into itself, is this okay?

- Read the man page:

\$ man sprintf

NOTES

Some programs imprudently rely on code such as the following

```
printf(buf, "%s some further text", buf);
```

to append text to *buf*. However, the standards explicitly note that the results are undefined if source and destination buffers overlap when calling `printf()`, `snprintf()`, `vsnprintf()`, and `vsprintf()`. Depending on the version of `gcc(1)` used, and the compiler options employed, calls such as the above will **not** produce the expected results.

The glibc implementation of the functions `snprintf()` and `vsprintf()` conforms to the C99 standard, that is, behaves as described above, since glibc version 2.1. Until glibc 2.0.6, they would return -1 when the output was truncated.