

Machine-Level Programming II: Arithmetic & Control

15-213 / 18-213: Introduction to Computer Systems
6th Lecture, Sep. 12, 2013

Instructors:

Randy Bryant, David O'Hallaron, and Greg Kesden

Today

- **Complete addressing mode, address computation (leal)**
- Arithmetic operations
- Control: Condition codes
- Conditional branches
- While loops

Complete Memory Addressing Modes

■ Most General Form

■ $D(Rb, Ri, S)$ $Mem[Reg[Rb]+S*Reg[Ri]+ D]$

- D: Constant “displacement” 1, 2, or 4 bytes
- Rb: Base register: Any of 8 integer registers
- Ri: Index register: Any, except for `%esp`
 - Unlikely you’d use `%ebp`, either
- S: Scale: 1, 2, 4, or 8 (**why these numbers?**)

■ Special Cases

■ (Rb, Ri) $Mem[Reg[Rb]+Reg[Ri]]$

■ $D(Rb, Ri)$ $Mem[Reg[Rb]+Reg[Ri]+D]$

■ (Rb, Ri, S) $Mem[Reg[Rb]+S*Reg[Ri]]$

Address Computation Examples

<code>%edx</code>	<code>0xf000</code>
<code>%ecx</code>	<code>0x0100</code>

Expression	Address Computation	Address
<code>0x8(%edx)</code>		
<code>(%edx,%ecx)</code>		
<code>(%edx,%ecx,4)</code>		
<code>0x80(,%edx,2)</code>		

Address Computation Instruction

■ `leal Src, Dest`

- Src is address mode expression
- Set Dest to address denoted by expression

■ Uses

- Computing addresses without a memory reference
 - E.g., translation of `p = &x[i];`
- Computing arithmetic expressions of the form $x + k*y$
 - $k = 1, 2, 4, \text{ or } 8$

■ Example

```
int mul12(int x)
{
    return x*12;
}
```

Converted to ASM by compiler:

```
leal (%eax,%eax,2), %eax ;t <- x+x*2
sall $2, %eax           ;return t<<2
```

Today

- Complete addressing mode, address computation (leal)
- **Arithmetic operations**
- Control: Condition codes
- Conditional branches
- While loops

Some Arithmetic Operations

■ Two Operand Instructions:

Format	Computation		
<code>addl</code>	<code>Src, Dest</code>	<code>Dest = Dest + Src</code>	
<code>subl</code>	<code>Src, Dest</code>	<code>Dest = Dest - Src</code>	
<code>imull</code>	<code>Src, Dest</code>	<code>Dest = Dest * Src</code>	
<code>sall</code>	<code>Src, Dest</code>	<code>Dest = Dest << Src</code>	Also called <code>shll</code>
<code>sarl</code>	<code>Src, Dest</code>	<code>Dest = Dest >> Src</code>	Arithmetic
<code>shrl</code>	<code>Src, Dest</code>	<code>Dest = Dest >> Src</code>	Logical
<code>xorl</code>	<code>Src, Dest</code>	<code>Dest = Dest ^ Src</code>	
<code>andl</code>	<code>Src, Dest</code>	<code>Dest = Dest & Src</code>	
<code>orl</code>	<code>Src, Dest</code>	<code>Dest = Dest Src</code>	

■ Watch out for argument order!

■ No distinction between signed and unsigned int (why?)

Some Arithmetic Operations

■ One Operand Instructions

<code>incl</code>	<code>Dest</code>	<code>Dest = Dest + 1</code>
<code>decl</code>	<code>Dest</code>	<code>Dest = Dest - 1</code>
<code>negl</code>	<code>Dest</code>	<code>Dest = - Dest</code>
<code>notl</code>	<code>Dest</code>	<code>Dest = ~Dest</code>

■ See book for more instructions

Arithmetic Expression Example

```

int arith(int x, int y, int z)
{
    int t1 = x+y;
    int t2 = z+t1;
    int t3 = x+4;
    int t4 = y * 48;
    int t5 = t3 + t4;
    int rval = t2 * t5;
    return rval;
}

```

arith:

```

pushl   %ebp
movl    %esp, %ebp
} Set
Up

movl    8(%ebp), %ecx
movl    12(%ebp), %edx
leal    (%edx,%edx,2), %eax
sall    $4, %eax
leal    4(%ecx,%eax), %eax
addl    %ecx, %edx
addl    16(%ebp), %edx
imull   %edx, %eax
} Body

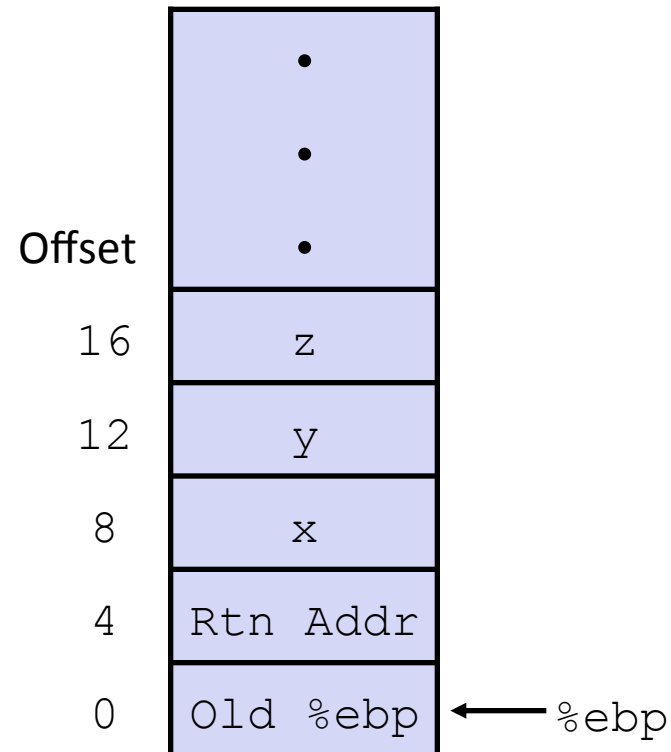
popl    %ebp
ret
} Finish

```

Understanding arith

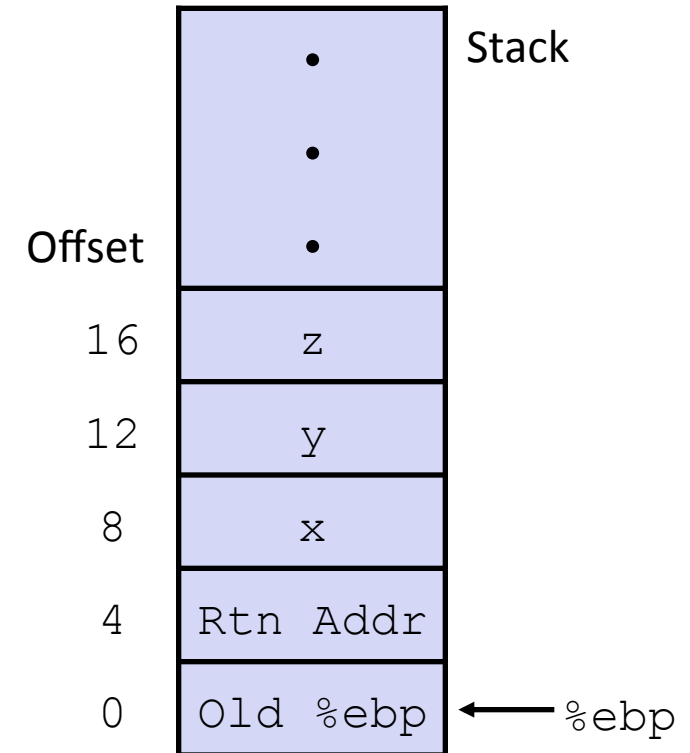
```
int arith(int x, int y, int z)
{
    int t1 = x+y;
    int t2 = z+t1;
    int t3 = x+4;
    int t4 = y * 48;
    int t5 = t3 + t4;
    int rval = t2 * t5;
    return rval;
}
```

```
movl    8(%ebp), %ecx
movl    12(%ebp), %edx
leal    (%edx,%edx,2), %eax
sall    $4, %eax
leal    4(%ecx,%eax), %eax
addl    %ecx, %edx
addl    16(%ebp), %edx
imull   %edx, %eax
```



Understanding arith

```
int arith(int x, int y, int z)
{
    int t1 = x+y;
    int t2 = z+t1;
    int t3 = x+4;
    int t4 = y * 48;
    int t5 = t3 + t4;
    int rval = t2 * t5;
    return rval;
}
```



```
movl    8(%ebp), %ecx    # ecx = x
movl    12(%ebp), %edx   # edx = y
leal    (%edx,%edx,2), %eax # eax = y*3
sall    $4, %eax        # eax *= 16 (t4)
leal    4(%ecx,%eax), %eax # eax = t4 +x+4 (t5)
addl    %ecx, %edx      # edx = x+y (t1)
addl    16(%ebp), %edx  # edx += z (t2)
imull   %edx, %eax      # eax = t2 * t5 (rval)
```

Observations about `arith`

```
int arith(int x, int y, int z)
{
    int t1 = x+y;
    int t2 = z+t1;
    int t3 = x+4;
    int t4 = y * 48;
    int t5 = t3 + t4;
    int rval = t2 * t5;
    return rval;
}
```

- Instructions in different order from C code
- Some expressions require multiple instructions
- Some instructions cover multiple expressions
- Get exact same code when compile:
- $(x+y+z) * (x+4+48*y)$

```
movl    8(%ebp), %ecx      # ecx = x
movl    12(%ebp), %edx     # edx = y
leal    (%edx,%edx,2), %eax # eax = y*3
sall    $4, %eax          # eax *= 16 (t4)
leal    4(%ecx,%eax), %eax # eax = t4 +x+4 (t5)
addl    %ecx, %edx        # edx = x+y (t1)
addl    16(%ebp), %edx    # edx += z (t2)
imull   %edx, %eax        # eax = t2 * t5 (rval)
```

Another Example

```
int logical(int x, int y)
{
    int t1 = x^y;
    int t2 = t1 >> 17;
    int mask = (1<<13) - 7;
    int rval = t2 & mask;
    return rval;
}
```

logical:

```
pushl %ebp
movl %esp,%ebp
```

} Set
Up

```
movl 12(%ebp),%eax
xorl 8(%ebp),%eax
sarl $17,%eax
andl $8185,%eax
```

} Body

```
popl %ebp
ret
```

} Finish

```
movl 12(%ebp),%eax    # eax = y
xorl 8(%ebp),%eax    # eax = x^y          (t1)
sarl $17,%eax        # eax = t1>>17      (t2)
andl $8185,%eax     # eax = t2 & mask (rval)
```

Another Example

```
int logical(int x, int y)
{
    int t1 = x^y;
    int t2 = t1 >> 17;
    int mask = (1<<13) - 7;
    int rval = t2 & mask;
    return rval;
}
```

logical:

```
pushl %ebp
movl %esp,%ebp
```

} Set
Up

```
movl 12(%ebp),%eax
xorl 8(%ebp),%eax
sarl $17,%eax
andl $8185,%eax
```

} Body

```
popl %ebp
ret
```

} Finish

<code>movl 12(%ebp),%eax</code>	<code># eax = y</code>
<code>xorl 8(%ebp),%eax</code>	<code># eax = x^y (t1)</code>
<code>sarl \$17,%eax</code>	<code># eax = t1>>17 (t2)</code>
<code>andl \$8185,%eax</code>	<code># eax = t2 & mask (rval)</code>

Another Example

```
int logical(int x, int y)
{
    int t1 = x^y;
    int t2 = t1 >> 17;
    int mask = (1<<13) - 7;
    int rval = t2 & mask;
    return rval;
}
```

logical:

```
    pushl %ebp
    movl %esp,%ebp
```

} Set
Up

```
    movl 12(%ebp),%eax
    xorl 8(%ebp),%eax
    sarl $17,%eax
    andl $8185,%eax
```

} Body

```
    popl %ebp
    ret
```

} Finish

<code>movl 12(%ebp),%eax</code>	<code># eax = y</code>
<code>xorl 8(%ebp),%eax</code>	<code># eax = x^y (t1)</code>
<code>sarl \$17,%eax</code>	<code># eax = t1>>17 (t2)</code>
<code>andl \$8185,%eax</code>	<code># eax = t2 & mask (rval)</code>

Another Example

```
int logical(int x, int y)
{
    int t1 = x^y;
    int t2 = t1 >> 17;
    int mask = (1<<13) - 7;
    int rval = t2 & mask;
    return rval;
}
```

$$2^{13} = 8192, 2^{13} - 7 = 8185$$

logical:

```
pushl %ebp
movl %esp,%ebp
```

} Set
Up

```
movl 12(%ebp),%eax
xorl 8(%ebp),%eax
sarl $17,%eax
andl $8185,%eax
```

} Body

```
popl %ebp
ret
```

} Finish

<code>movl 12(%ebp),%eax</code>	<code># eax = y</code>
<code>xorl 8(%ebp),%eax</code>	<code># eax = x^y (t1)</code>
<code>sarl \$17,%eax</code>	<code># eax = t1>>17 (t2)</code>
<code>andl \$8185,%eax</code>	<code># eax = t2 & mask (rval)</code>

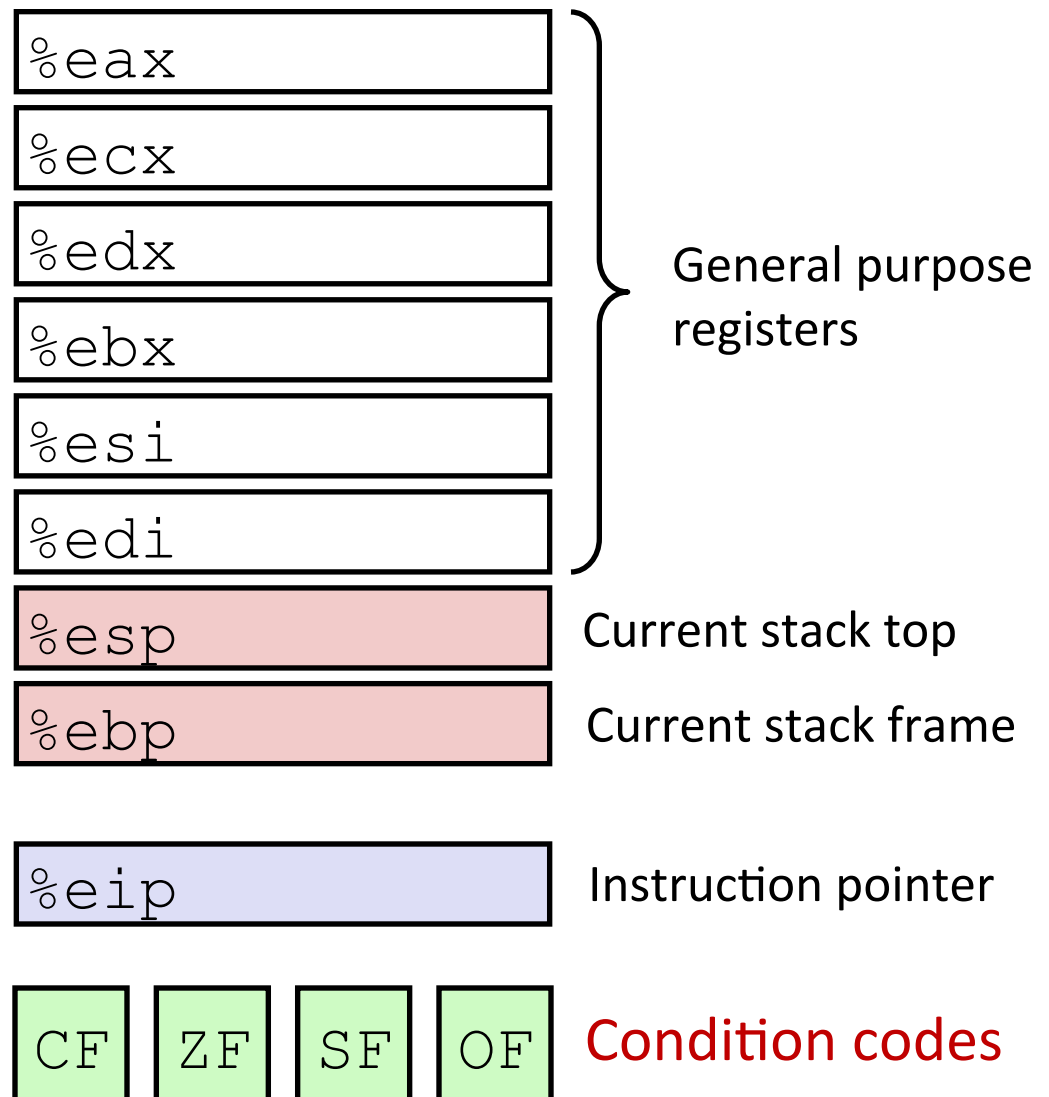
Today

- Complete addressing mode, address computation (leal)
- Arithmetic operations
- **Control: Condition codes**
- Conditional branches
- Loops

Processor State (IA32, Partial)

■ Information about currently executing program

- Temporary data (`%eax, ...`)
- Location of runtime stack (`%ebp, %esp`)
- Location of current code control point (`%eip, ...`)
- Status of recent tests (`CF, ZF, SF, OF`)



Condition Codes (Implicit Setting)

■ Single bit registers

- CF Carry Flag (for unsigned) SF Sign Flag (for signed)
- ZF Zero Flag OF Overflow Flag (for signed)

■ Implicitly set (think of it as side effect) by arithmetic operations

Example: `addl/addq Src, Dest` \leftrightarrow `t = a+b`

CF set if carry out from most significant bit (unsigned overflow)

ZF set if `t == 0`

SF set if `t < 0` (as signed)

OF set if two's-complement (signed) overflow

`(a>0 && b>0 && t<0) || (a<0 && b<0 && t>=0)`

■ Not set by `lea` instruction

■ [Full documentation \(IA32\)](#), link on course website

Condition Codes (Explicit Setting: Compare)

■ Explicit Setting by Compare Instruction

- `cmpl / cmpq Src2, Src1`
- `cmpl b, a` like computing `a-b` without setting destination
- **CF set** if carry out from most significant bit (used for unsigned comparisons)
- **ZF set** if `a == b`
- **SF set** if `(a-b) < 0` (as signed)
- **OF set** if two's-complement (signed) overflow
`(a>0 && b<0 && (a-b)<0) || (a<0 && b>0 && (a-b)>0)`

Condition Codes (Explicit Setting: Test)

■ Explicit Setting by Test instruction

- `testl/testq Src2, Src1`

`testl b, a` like computing `a&b` without setting destination

- Sets condition codes based on value of `Src1` & `Src2`

- Useful to have one of the operands be a mask

- **ZF set** when `a&b == 0`

- **SF set** when `a&b < 0`

Reading Condition Codes

■ SetX Instructions

- Set low-order byte to 0 or 1 based on combinations of condition codes
- Does not alter remaining 3 bytes

SetX	Condition	Description
sete	ZF	Equal / Zero
setne	$\sim ZF$	Not Equal / Not Zero
sets	SF	Negative
setns	$\sim SF$	Nonnegative
setg	$\sim (SF \wedge OF) \ \& \ \sim ZF$	Greater (Signed)
setge	$\sim (SF \wedge OF)$	Greater or Equal (Signed)
setl	$(SF \wedge OF)$	Less (Signed)
setle	$(SF \wedge OF) \ \ ZF$	Less or Equal (Signed)
seta	$\sim CF \ \& \ \sim ZF$	Above (unsigned)
setb	CF	Below (unsigned)

Reading Condition Codes (Cont.)

■ SetX Instructions:

- Set single byte based on combination of condition codes

■ One of 8 addressable byte registers

- Does not alter remaining 3 bytes
- Typically use `movzbl` to finish job

```
int gt (int x, int y)
{
    return x > y;
}
```

Body

```
movl 12(%ebp),%eax    # eax = y
cmpl %eax,8(%ebp)    # Compare x : y
setg %al              # al = x > y
movzbl %al,%eax      # Zero rest of %eax
```

%eax	%ah	%al
------	-----	-----

%ecx	%ch	%cl
------	-----	-----

%edx	%dh	%dl
------	-----	-----

%ebx	%bh	%bl
------	-----	-----

%esi

%edi

%esp

%ebp

Reading Condition Codes: x86-64

■ SetX Instructions:

- Set single byte based on combination of condition codes
- Does not alter remaining 3 bytes

```
int gt (int x, int y)
{
    return x > y;
}
```

```
long lgt (long x, long y)
{
    return x > y;
}
```

Bodies

```
cmpl %esi, %edi
setg %al
movzbl %al, %eax
```

```
cmpq %rsi, %rdi
setg %al
movzbl %al, %eax
```

Is %rax zero?

Yes: 32-bit instructions set high order 32 bits to 0!

Today

- Complete addressing mode, address computation (leal)
- Arithmetic operations
- x86-64
- Control: Condition codes
- **Conditional branches & Moves**
- Loops

Jumping

■ jX Instructions

- Jump to different part of code depending on condition codes

jX	Condition	Description
jmp	1	Unconditional
je	ZF	Equal / Zero
jne	$\sim ZF$	Not Equal / Not Zero
js	SF	Negative
jns	$\sim SF$	Nonnegative
jg	$\sim (SF \wedge OF) \ \& \ \sim ZF$	Greater (Signed)
jge	$\sim (SF \wedge OF)$	Greater or Equal (Signed)
jl	$(SF \wedge OF)$	Less (Signed)
jle	$(SF \wedge OF) \ \ ZF$	Less or Equal (Signed)
ja	$\sim CF \ \& \ \sim ZF$	Above (unsigned)
jb	CF	Below (unsigned)

Conditional Branch Example (Old Style)

■ Generation

```
shark> gcc -O1 -m32 -fno-if-conversion control.c
```

```
int absdiff(int x, int y)
{
    int result;
    if (x > y) {
        result = x-y;
    } else {
        result = y-x;
    }
    return result;
}
```

```
absdiff:
    pushl   %ebp
    movl   %esp, %ebp
    movl   8(%ebp), %edx
    movl   12(%ebp), %eax
    cmpl   %eax, %edx
    jle    .L6
    subl   %eax, %edx
    movl   %edx, %eax
    jmp    .L7
.L6:
    subl   %edx, %eax
.L7:
    popl   %ebp
    ret
```

Setup

Body1

Body2a

Body2b

Finish

Conditional Branch Example (Cont.)

```
int goto_ad(int x, int y)
{
    int result;
    if (x <= y) goto Else;
    result = x-y;
    goto Exit;
Else:
    result = y-x;
Exit:
    return result;
}
```

- C allows “goto” as means of transferring control
 - Closer to machine-level programming style
- Generally considered bad coding style

```
absdiff:
    pushl   %ebp
    movl    %esp, %ebp
    movl    8(%ebp), %edx
    movl    12(%ebp), %eax
    cmpl   %eax, %edx
    jle    .L6
    subl   %eax, %edx
    movl   %edx, %eax
    jmp   .L7
.L6:
    subl   %edx, %eax
.L7:
    popl   %ebp
    ret
```

} Setup
 } Body1
 } Body2a
 } Body2b
 } Finish

Conditional Branch Example (Cont.)

```

int goto_ad(int x, int y)
{
    int result;
    if (x <= y) goto Else;
    result = x-y;
    goto Exit;
Else:
    result = y-x;
Exit:
    return result;
}

```

```

absdiff:
    pushl   %ebp
    movl   %esp, %ebp
    movl   8(%ebp), %edx
    movl   12(%ebp), %eax
    cmpl   %eax, %edx
    jle   .L6
    subl   %eax, %edx
    movl   %edx, %eax
    jmp   .L7
.L6:
    subl   %edx, %eax
.L7:
    popl   %ebp
    ret

```

} Setup
 } Body1
 } Body2a
 } Body2b
 } Finish

Conditional Branch Example (Cont.)

```

int goto_ad(int x, int y)
{
    int result;
    if (x <= y) goto Else;
    result = x-y;
    goto Exit;
Else:
    result = y-x;
Exit:
    return result;
}

```

```

absdiff:
    pushl   %ebp
    movl   %esp, %ebp
    movl   8(%ebp), %edx
    movl   12(%ebp), %eax
    cmpl   %eax, %edx
    jle   .L6
    subl   %eax, %edx
    movl   %edx, %eax
    jmp   .L7
.L6:
    subl   %edx, %eax
.L7:
    popl   %ebp
    ret

```

} Setup
 } Body1
 } Body2a
 } Body2b
 } Finish

Conditional Branch Example (Cont.)

```

int goto_ad(int x, int y)
{
    int result;
    if (x <= y) goto Else;
    result = x-y;
    goto Exit;
Else:
    result = y-x;
Exit:
    return result;
}

```

```

absdiff:
    pushl   %ebp
    movl   %esp, %ebp
    movl   8(%ebp), %edx
    movl   12(%ebp), %eax
    cmpl   %eax, %edx
    jle    .L6
    subl   %eax, %edx
    movl   %edx, %eax
    jmp    .L7
.L6:
    subl   %edx, %eax
.L7:
    popl   %ebp
    ret

```

} Setup
 } Body1
 } Body2a
 } Body2b
 } Finish

General Conditional Expression Translation (Using Branches)

C Code

```
val = Test ? Then_Expr : Else_Expr;
```

```
val = x > y ? x - y : y - x;
```

Goto Version

```
nt = !Test;
if (nt) goto Else;
val = Then_Expr;
goto Done;
Else:
    val = Else_Expr;
Done:
    . . .
```

- Test is expression returning integer
 - = 0 interpreted as false
 - ≠ 0 interpreted as true
- Create separate code regions for then & else expressions
- Execute appropriate one

Using Conditional Moves

■ Conditional Move Instructions

- Instruction supports:
if (Test) Dest \leftarrow Src
- Supported in post-1995 x86 processors
- GCC tries to use them
 - Enabled for IA32 & x86-64

■ Why?

- Branches are very disruptive to instruction flow through pipelines
- Conditional move do not require control transfer

C Code

```
val = Test
    ? Then_Expr
    : Else_Expr;
```

Goto Version

```
tval = Then_Expr;
result = Else_Expr;
t = Test;
if (t) result = tval;
return result;
```

Conditional Move Example: x86-64

```
int absdiff(int x, int y) {
    int result;
    if (x > y) {
        result = x-y;
    } else {
        result = y-x;
    }
    return result;
}
```

x in %edi

y in %esi

absdiff:

```
movl    %edi, %edx
subl    %esi, %edx    # tval = x-y
movl    %esi, %eax
subl    %edi, %eax    # result = y-x
cmpl    %esi, %edi    # Compare x:y
cmovg  %edx, %eax    # If >, result = tval
ret
```

Bad Cases for Conditional Move

Expensive Computations

```
val = Test(x) ? Hard1(x) : Hard2(x);
```

- Both values get computed
- Only makes sense when computations are very simple

Risky Computations

```
val = p ? *p : 0;
```

- Both values get computed
- May have undesirable effects

Computations with side effects

```
val = x > 0 ? x*=7 : x+=3;
```

- Both values get computed
- Must be side-effect free

Today

- Complete addressing mode, address computation (leal)
- Arithmetic operations
- x86-64
- Control: Condition codes
- Conditional branches and moves
- **Loops**

“Do-While” Loop Example

C Code

```
int pcount_do(unsigned x)
{
    int result = 0;
    do {
        result += x & 0x1;
        x >>= 1;
    } while (x);
    return result;
}
```

Goto Version

```
int pcount_do(unsigned x)
{
    int result = 0;
loop:
    result += x & 0x1;
    x >>= 1;
    if (x)
        goto loop;
    return result;
}
```

- Count number of 1's in argument x (“popcount”)
- Use conditional branch to either continue looping or to exit loop

“Do-While” Loop Compilation

Goto Version

```
int pcount_do(unsigned x) {
    int result = 0;
loop:
    result += x & 0x1;
    x >>= 1;
    if (x)
        goto loop;
    return result;
}
```

Registers:

```
%edx    x
%ecx    result
```

```
    movl    $0, %ecx        # result = 0
.L2:
    movl    %edx, %eax
    andl    $1, %eax        # t = x & 1
    addl    %eax, %ecx      # result += t
    shrl    %edx            # x >>= 1
    jne     .L2             # If !0, goto loop
```

General “Do-While” Translation

C Code

```
do  
    Body  
while (Test);
```

Goto Version

```
loop:  
    Body  
    if (Test)  
        goto loop
```

■ **Body:** {
 Statement₁;
 Statement₂;
 ...
 Statement_n;
}

■ **Test returns integer**

- = 0 interpreted as false
- ≠ 0 interpreted as true

“While” Loop Example

C Code

```
int pcount_while(unsigned x) {
    int result = 0;
    while (x) {
        result += x & 0x1;
        x >>= 1;
    }
    return result;
}
```

Goto Version


```
int pcount_do(unsigned x) {
    int result = 0;
    if (!x) goto done;
loop:
    result += x & 0x1;
    x >>= 1;
    if (x)
        goto loop;
done:
    return result;
}
```

- Is this code equivalent to the do-while version?

General “While” Translation

While version

```
while (Test)  
  Body
```



Do-While Version

```
if (!Test)  
  goto done;  
do  
  Body  
  while (Test);  
done:
```



Goto Version

```
if (!Test)  
  goto done;  
loop:  
  Body  
  if (Test)  
    goto loop;  
done:
```

“For” Loop Example

C Code

```
#define WSIZE 8*sizeof(int)
int pcount_for(unsigned x) {
    int i;
    int result = 0;
    for (i = 0; i < WSIZE; i++) {
        unsigned mask = 1 << i;
        result += (x & mask) != 0;
    }
    return result;
}
```

- Is this code equivalent to other versions?

“For” Loop Form

General Form

```
for (Init; Test; Update )  
    Body
```

```
for (i = 0; i < WSIZE; i++) {  
    unsigned mask = 1 << i;  
    result += (x & mask) != 0;  
}
```

Init

```
i = 0
```

Test

```
i < WSIZE
```

Update

```
i++
```

Body

```
{  
    unsigned mask = 1 << i;  
    result += (x & mask) != 0;  
}
```

“For” Loop → While Loop

For Version

```
for (Init; Test; Update )  
    Body
```




While Version

```
Init ;  
while (Test) {  
    Body  
    Update ;  
}
```

“For” Loop → ... → Goto

For Version

```
for (Init; Test; Update )
    Body
```




While Version

```
Init;
while (Test) {
    Body
    Update;
}
```



```
Init;
if (!Test)
    goto done;
do
    Body
    Update
while (Test);
done:
```



```
Init;
if (!Test)
    goto done;
loop:
    Body
    Update
    if (Test)
        goto loop;
done:
```

“For” Loop Conversion Example

C Code

```
#define WSIZE 8*sizeof(int)
int pcount_for(unsigned x) {
    int i;
    int result = 0;
    for (i = 0; i < WSIZE; i++) {
        unsigned mask = 1 << i;
        result += (x & mask) != 0;
    }
    return result;
}
```

- Initial test can be optimized away

Goto Version

```
int pcount_for_gt(unsigned x) {
    int i;
    int result = 0;
    i = 0;
if (!(i < WSIZE))
goto done;
loop:
    {
        unsigned mask = 1 << i;
        result += (x & mask) != 0;
    }
    i++;
    if (i < WSIZE)
        goto loop;
done:
    return result;
}
```

The Actual For Loop Code (Body Only)

How Should I Decode This?

- Look at branching structure
- Identify registers
- Work through detailed logic

%eax	
%ebx	
%ecx	
%edi	
%edx	
%esi	

```
    movl    8(%ebp), %edi
    movl    $0, %eax
    movl    $0, %ecx
    movl    $1, %edx
.L13:
    movl    %edx, %esi
    sall   %cl, %esi
    testl   %edi, %esi
    setne   %bl
    movl    %ebx, %esi
    andl    $255, %esi
    addl    %esi, %eax
    addl    $1, %ecx
    cmpl    $32, %ecx
    jne     .L13
```

Summary

■ Today

- Complete addressing mode, address computation (`leal`)
- Arithmetic operations
- Control: Condition codes
- Conditional branches & conditional moves
- Loops

■ Next Time

- Switch statements
- Stack
- Call / return
- Procedure call discipline