

15-213 Recitation

Bomblab

Your TAs

Friday, September 6th

Reminders

- **data1ab** is due on *Tuesday (Sep 10)*.
- **bomb1ab** is out! Due *September 19th*.
- Bootcamp 2: *Debugging & GDB* is pre-recorded. Watch Piazza for the link.

Agenda

- **Assembly Refresher**
- **Preview: Calling Conventions**
- **Intro to `bomblab`**
- **`bomblab` defuse kit**
- ***If time:* gdb demo**

Assembly Refresher

Reading Assembly

- We will use **AT&T** syntax in this class:

```
movq Src, Dest
addq Src, Dest
```

```
movq Dest, Src
addq Dest, Src
```

AT&T

Intel

- If you get stuck, refer to our [assembly cheat sheet!](#)

x86-64 Reference Sheet (GNU assembler format)

Instructions	Arithmetic operations	Instruction suffixes
Data movement	leaq Src, Dest Dest = address of Src	b byte
movq Src, Dest Dest = Src	incq Dest Dest = Dest + 1	w word (2 bytes)
movzbq Src, Dest Dest (quad) = Src (byte), sign-extend	decq Dest Dest = Dest - 1	l long (4 bytes)
movzbl Src, Dest Dest (quad) = Src (byte), zero-extend	addq Src, Dest Dest = Dest + Src	q quad (8 bytes)
Conditional move	subq Src, Dest Dest = Dest - Src	Condition codes
cmovl Src, Dest Equal / zero	imulq Src, Dest Dest = Dest * Src	CF Carry Flag
cmovne Src, Dest Not equal / not zero	orq Src, Dest Dest = Dest Src	ZF Zero Flag
cmovs Src, Dest Negative	andq Src, Dest Dest = Dest & Src	SF Sign Flag
cmovna Src, Dest Nonnegative	negq Dest Dest = - Dest	OF Overflow Flag
cmovng Src, Dest Greater (signed >)	notq Dest Dest = ~ Dest	Integer registers
cmovge Src, Dest Greater or equal (signed ≥)	salq k, Dest Dest = Dest << k	%rax Return value
cmovl Src, Dest Less (signed <)	sarq k, Dest Dest = Dest >> k (arithmetic)	%rcx Callee saved
cmovle Src, Dest Less or equal (signed ≤)	shrq k, Dest Dest = Dest >> k (logical)	%rcx 1st argument
cmova Src, Dest Above (unsigned >)	Addressing modes	%rdi Callee saved
cmovae Src, Dest Above or equal (unsigned ≥)	• Immediate	%rsi 2nd argument
cmovb Src, Dest Below (unsigned <)	Imm Val	%rdi 3rd argument
cmovbe Src, Dest Below or equal (unsigned ≤)	val: constant integer value	%rbp Callee saved
Control transfer	movq \$7, %rax	%rsp Stack pointer
cmpq Src2, Src1 Sets CCs Src1 & Src2	• Normal	%rsi 5th argument
testq Src2, Src1 Sets CCs Src1 & Src2	(R) Mem[Reg R]	%rsi 6th argument
jmp label jump	R: register R specifies memory address	%r10 Scratch register
je label jump equal	movq (Rcx), %rax	%r12 Callee saved
jne label jump not equal	• Displacement	%r13 Callee saved
jl label jump less (signed <)	D[R] Mem[Reg R]+D	%r14 Callee saved
jle label jump less or equal (signed ≤)	R: register specifies start of memory region	%r15 Callee saved
ja label jump above (unsigned >)	D: constant displacement D specifies offset	
jae label jump above or equal (unsigned ≥)	movq \$0x100, %rax	
jb label jump below (unsigned <)	• Indexed	
jbzq Src %Rsp = %Rsp & Mem[Reg] = Src	(R)(b, R, S) Mem[Reg R]+S*Reg[R]+D	
popq Dest Dest = Mem[%rsp], %Rsp = %Rsp + 8	D: constant displacement 1, 2, or 4 bytes	
call label push address of next instruction, jmp label	R(b): base register: any of 8 integer registers	
ret %Rsp = Mem[%rsp], %Rsp = %Rsp + 8	Ri: index register: any, except %rsp	
	S: scale: 1, 2, 4, or 8	
	movq 0x100(Rcx, %rax, 4), %rax	

Reading Assembly: Operands

Constants (“Immediate” Values)

- Start with **\$**

\$-15213
Decimal

\$0x3b6d
Hex

Registers

- Can store values or addresses
- Start with **%**

%rax
“Return” Register

%eax
Low 32 bits of %rax

Memory Locations

- Parentheses around a register, or an addressing mode

(%rbx)
Normal

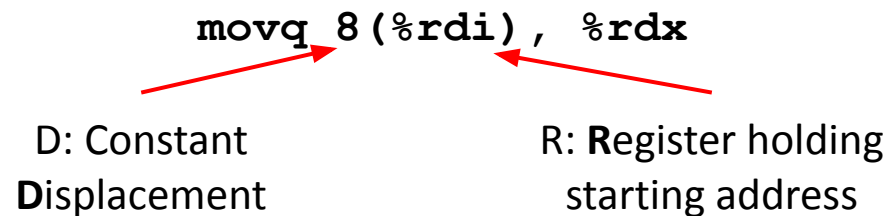
0x1c(%rax)
Displacement

0x4(%rcx, %rdi, 0x1)
Indexed

Reading Assembly: Addressing Modes

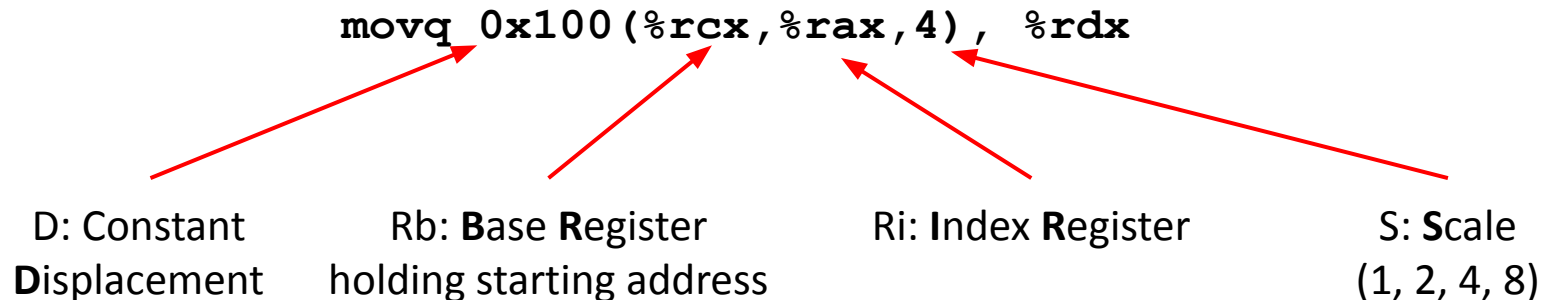
Displacement

- $D(R) \text{ Mem}[\text{Reg}[R] + D]$



Indexed

- $D(Rb, Ri, S) \text{ Mem}[\text{Reg}[Rb] + S * \text{Reg}[Ri] + D]$



Reading Assembly: Examples

Instruction

```
mov %rbx, %rdx
```

```
add (%rdx), %r8
```

```
mul $3, %r8
```

```
sub $1, %r8
```

```
lea (%rdx, %rbx, 2), %rdx
```

Effect

```
rdx = rbx
```

```
r8 += value at rdx
```

```
r8 *= 3
```

```
r8--
```

```
rdx = rdx + rbx * 2
```



No dereferencing!

Reading Assembly: Comparisons

Example

```
cmp1 %r9, %r10  
jg 8675309
```

- *“If the value of one register is greater than the value in the other, then jump to 8675309”*
- But which way around is it?
- Let’s use the cheat sheet!

x86-64 Reference Sheet (GNU assembler format)

Instructions

Data movement

movq Src, Dest Dest = Src
 movsbq Src, Dest Dest (quad) = Src (byte), sign-extend
 movzbb Src, Dest Dest (quad) = Src (byte), zero-extend

Conditional move

cmove Src, Dest Equal / zero
 cmovne Src, Dest Not equal / not zero
 cmovs Src, Dest Negative
 cmovns Src, Dest Nonnegative
 cmovg Src, Dest Greater (signed >)
 cmovge Src, Dest Greater or equal (signed ≥)
 cmovl Src, Dest Less (signed <)
 cmovle Src, Dest Less or equal (signed ≤)
 cmova Src, Dest Above (unsigned >)
 cmovae Src, Dest Above or equal (unsigned ≥)
 cmovb Src, Dest Below (unsigned <)
 cmovbe Src, Dest Below or equal (unsigned ≤)

Control transfer

cmpq Src2, Src1 Sets CCs Src1 Src2
 testq Src2, Src1 Sets CCs Src1 & Src2
 jmp label jump
 je label jump equal
 jne label jump not equal
 js label jump negative
 jns label jump non-negative
 jg label jump greater (signed >)
 jge label jump greater or equal (signed ≥)
 jl label jump less (signed <)
 jle label jump less or equal (signed ≤)
 ja label jump above (unsigned >)
 jb label jump below (unsigned <)
 pushq Src %rsp = %rsp - 8, Mem[%rsp] = Src
 popq Dest Dest = Mem[%rsp], %rsp = %rsp + 8
 call label push address of next instruction, jmp label
 ret %rip = Mem[%rsp], %rsp = %rsp + 8

Arithmetic operations

leaq Src, Dest Dest = address of Src
 incq Dest Dest = Dest + 1
 decq Dest Dest = Dest - 1
 addq Src, Dest Dest = Dest + Src
 subq Src, Dest Dest = Dest - Src
 imulq Src, Dest Dest = Dest * Src
 xorq Src, Dest Dest = Dest ^ Src
 orq Src, Dest Dest = Dest | Src
 andq Src, Dest Dest = Dest & Src
 negq Dest Dest = - Dest
 notq Dest Dest = ~ Dest
 salq k, Dest Dest = Dest ≪ k
 sarq k, Dest Dest = Dest ≫ k (arithmetic)
 shrq k, Dest Dest = Dest ≫ k (logical)

Addressing modes

- **Immediate**
 \$val Val
 val: constant integer value
 movq \$7, %rax
- **Normal**
 (R) Mem[Reg[R]]
 R: register R specifies memory address
 movq (%rcx), %rax
- **Displacement**
 D(R) Mem[Reg[R]+D]
 R: register specifies start of memory region
 D: constant displacement D specifies offset
 movq 8(%rdi), %rdx
- **Indexed**
 D(Rb, Ri, S) Mem[Reg[Rb]+S*Reg[Ri]+D]
 D: constant displacement 1, 2, or 4 bytes
 Rb: base register: any of 8 integer registers
 Ri: index register: any, except %esp
 S: scale: 1, 2, 4, or 8
 movq 0x100(%rcx, %rax, 4), %rdx

Instruction suffixes

b byte
 w word (2 bytes)
 l long (4 bytes)
 q quad (8 bytes)

Condition codes

CF Carry Flag
 ZF Zero Flag
 SF Sign Flag
 OF Overflow Flag

Integer registers

%rax Return value
 %rbx Callee saved
 %rcx 4th argument
 %rdx 3rd argument
 %rsi 2nd argument
 %rdi 1st argument
 %rbp Callee saved
 %rsp Stack pointer
 %r8 5th argument
 %r9 6th argument
 %r10 Scratch register
 %r11 Scratch register
 %r12 Callee saved
 %r13 Callee saved
 %r14 Callee saved
 %r15 Callee saved

Control transfer

<code>cmpq Src2, Src1</code>	Sets CCs Src1 Src2
<code>testq Src2, Src1</code>	Sets CCs Src1 & Src2
<code>jmp label</code>	jump
<code>je label</code>	jump equal
<code>jne label</code>	jump not equal
<code>js label</code>	jump negative
<code>jns label</code>	jump non-negative
<code>jg label</code>	jump greater (signed >)
<code>jge label</code>	jump greater or equal (signed ≥)

- **Src1** is `%r10`, **Src2** is `%r9`
- Set CCs based on **Src1** `<op>`
Src2
- `<op>` is `>`

```

cmpl %r9, %r10
jg 8675309

```

- So we jump if: `%r10 > %r9`
- *“If the value of `%r10` is greater than the value in `%r9`, then jump to 8675309”*

Reading Assembly: Jumps

Instruction	Condition	Description
<code>jmp</code>	<code>1</code>	Unconditional Jump
<code>je/jz</code>	<code>ZF</code>	Equal/Zero
<code>jne/jnz</code>	<code>~ZF</code>	Not Equal/Not Zero
<code>js</code>	<code>SF</code>	Negative
<code>jns</code>	<code>~SF</code>	Non-negative
<code>jg</code>	<code>~(SF^OF) & ~ZF</code>	Greater (Signed)
<code>jge</code>	<code>~(SF^OF)</code>	Greater or Equal (Signed)
<code>jl</code>	<code>(SF^OF)</code>	Less (Signed)
<code>jle</code>	<code>(SF^OF) ZF</code>	Less or Equal (Signed)
<code>ja</code>	<code>~CF & ~ZF</code>	Above (unsigned)
<code>jb</code>	<code>CF</code>	Below (unsigned)

Reading Assembly: Jumps

```
cmp $0x15213, %r12
jge deadbeef
```

If `%r12` \geq `0x15213`, then jump to `0xdeadbeef`.

```
cmp %rax, %rdi
jae 15213b
```

If the *unsigned* value in `%rdi` is greater than the *unsigned value* in `%rax`, jump to `0x15213b`.

```
test %r8, %r8
jnz *%rsi
```

If `%r8` is not zero, jump to the address stored in `%rsi`.

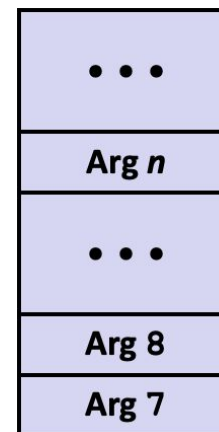
Preview: Calling Conventions

Calling Conventions: Passing Data

- How can we pass arguments to a procedure?



First 6 arguments passed in
registers.



Remaining arguments put at
the end of the *caller's stack
frame.*

Calling Conventions: Passing Data

- How can we access the return value?

`%rax`

Return value placed in `%rax`
by convention.

Bomblab

Bomblab: Premise

- *Dr. Evil* has planted *binary bombs* on our shark machines!
- Your task: defuse your bomb by passing the correct strings on `stdin`.
- You get:
 - A C source file for the *main program*
 - An executable (no C source code for the phases!)
- Have to reverse engineer the bomb using only `gdb` and the assembly code!

Bomblab: Getting Started

- Download your bomb from Autolab
- You must use the **Shark Machines** to extract (untar) and work on your Bomb.
- Run **autolab setup**
- 6 Progressively Harder Phases
 - Enter the correct string to move on to the next phase
- Read the write up! It has an entire page dedicated to hints!

Hints (*Please read this!*)

There are many ways of defusing your bomb. You can examine it in great detail without ever running the program, and figure out exactly what it does. This is a useful technique, but it not always easy to do. You can also run it under a debugger, watch what it does step by step, and use this information to defuse it. This is probably the fastest way of defusing it.

Bomblab: Detonating Your Bomb

- Solving a phase automatically notifies Autolab and applies points to your score.
- If you let the bomb explode, Autolab will **deduct 0.5 points** *each time*.
- ***Do not:***
 - Use gdb to jump between phases
 - Solve the phases out of order
 - Tamper with the bomb
 - Otherwise the bomb will explode!

Bomblab: Defuse Kit

Defuse Kit: Getting the Assembly

- Use `objdump` to get assembly code from your executable:
- Then open and annotate in your favorite text editor!

```
objdump -d act1 > act1.asm
```

For syntax highlighting!

```
0000000000401620 <main>:
401620: f3 0f 1e fa      endbr64
401624: 53              push  %rbx
401625: 48 63 ff        movslq %edi,%rdi
401628: 48 89 f3        mov   %rsi,%rbx
40162b: 31 c0          xor   %eax,%eax
40162d: 48 8b 54 fe f8  mov   -0x8(%rsi,%rdi,8),%rdx
401632: 48 8d 35 6f d5 0a 00 lea   0xad56f(%rip),%rsi    # 4aeba8 <__PRETTY_FUNCTION__.0+0x78>
401639: bf 01 00 00 00  mov   $0x1,%edi
40163e: e8 4d 85 04 00  call  449b90 <___printf_chk>
401643: 48 c7 03 00 00 00 00 movq  $0x0,(%rbx)
40164a: 5b             pop   %rbx
40164b: c3            ret
40164c: 0f 1f 40 00    nopl  0x0(%rax)
```

Defuse Kit: Figuring out Input Format

- Phases use `sscanf` to parse input strings:

```
char *example_string = "123, 456";
int a, b;
sscanf(example_string, "%d, %d", &a, &b);
```

```
...
1189: 48 8d 35 74 0e 00 00 lea 0xe74(%rip),%rsi # 2004 <_IO_stdin_used+0x4>
1190: 48 8d 3d 74 0e 00 00 lea 0xe74(%rip),%rdi # 200b <_IO_stdin_used+0xb>
1197: e8 d4 fe ff ff      call 1070 <__isoc99_sscanf@plt>
...
```

We know that the format string is the second argument (`%rsi`)

`0x2004` is the address of that string!

Defuse Kit: Figuring out Input Format

```

...
1189: 48 8d 35 74 0e 00 00  lea  0xe74(%rip),%rsi # 2004 <_IO_stdin_used+0x4>
1190: 48 8d 3d 74 0e 00 00  lea  0xe74(%rip),%rdi # 200b <_IO_stdin_used+0xb>
1197: e8 d4 fe ff ff        call 1070 <__isoc99_sscanf@plt>
...

```

- If we can examine that memory address, we can recover the format string!
- Enter ***gdb***:

Examine memory address as a *string*.

```

(gdb) break main
Breakpoint 1 at 0x1160
(gdb) x /s 0x2004
0x2004: "%d, %d"

```

We need two integers!

Defuse Kit: `gdb`

- `gdb` = GNU Debugger
- Fully-featured debugger:
 - For bomblab, lets you trace the execution of assembly
 - Useful for future labs, and well beyond 213.
 - Expand your debugging toolkit beyond **`printf!`**

Defuse Kit: gdb

Examining Program State

print (p)

<code>print \$rdi</code>	<code>(gdb) print /d 0x3b6d</code>
Print contents of %rdi	<code>\$2 = 15213</code>
	<i>Print with format</i>

info

`info registers`
Print all register contents

x (For eXamine)

- **x** / [num] [size] [format]
- **x** /s 0x... Examine contents of address as a string
- **x** /64bx 0x... View 64 bytes starting at the given address in Hex Format

Warning: TUI Mode



TUI Mode

- Is very cool (can view assembly alongside `gdb` prompt).
- But can unexpectedly *explode your bomb*.
- You will not get these points back.
- Can use `vim`/VSCode splitting instead.

GDB Demo

GDB Demo

If you want to follow along...

- Download today's activity handout from the *Schedule* page.

```
$ wget http://www.cs.cmu.edu/~213/activities/rec4.tar
$ tar xvpf rec4.tar
$ cd rec4
$ make
$ gdb act1
```