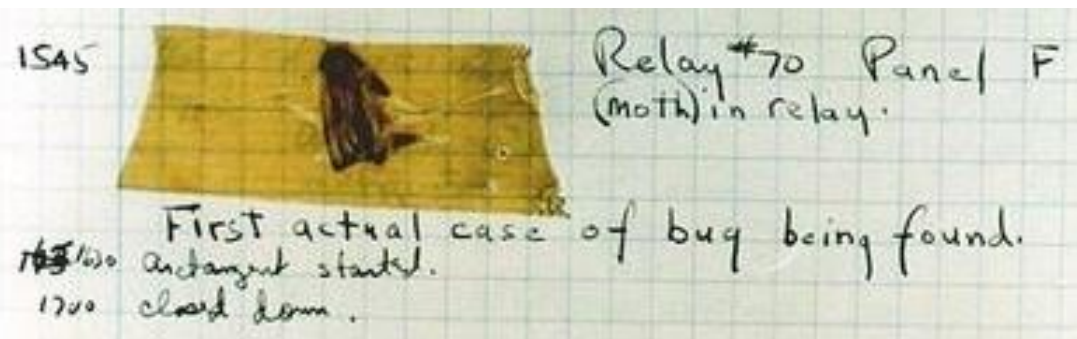


Code Optimization

15-213/18-213/15-513: Introduction to Computer Systems
13th Lecture, June 23, 2021


■ Rear Admiral Grace Hopper

- Invented first compiler in 1951 (technically it was a linker)
- Coined “compiler” (and “bug”)
- Compiled for Harvard Mark I
- Eventually led to COBOL (which ran the world for years)
- “I decided data processors ought to be able to write their programs in English, and the computers would translate them into machine code”



■ John Backus

- Led team at IBM invented the first commercially available compiler in 1957
- Compiled FORTRAN code for the IBM 704 computer
- FORTRAN still in use today for high performance code
- “Much of my work has come from being lazy. I didn't like writing programs, and so, when I was working on the IBM 701, I started work on a programming system to make it easier to write programs”



■ Fran Allen

- Pioneer of many optimizing compilation techniques
- Wrote a paper simply called “Program Optimization” in 1966
- “This paper introduced the use of graph-theoretic structures to encode program content in order to automatically and efficiently derive relationships and identify opportunities for optimization”
- First woman to win the ACM Turing Award (the “Nobel Prize of Computer Science”)



Today

- **Overview**
- **Generally Useful Optimizations**
 - Code motion/precomputation
 - Strength reduction
 - Sharing of common subexpressions
 - Example: Bubblesort
- **Optimization Blockers**
 - Procedure calls
 - Memory aliasing
- **Exploiting Instruction-Level Parallelism**
- **Dealing with Conditionals**

Performance Realities

- *There's more to performance than asymptotic complexity*
- **Constant factors matter too!**
 - Easily see 10:1 performance range depending on how code is written
 - Must optimize at multiple levels:
 - algorithm, data representations, procedures, and loops
- **Must understand system to optimize performance**
 - How programs are compiled and executed
 - How modern processors + memory systems operate
 - How to measure program performance and identify bottlenecks
 - How to improve performance without destroying code modularity and generality

Optimizing Compilers

- **Provide efficient mapping of program to machine**
 - register allocation
 - code selection and ordering (scheduling)
 - dead code elimination
 - eliminating minor inefficiencies
- **Don't (usually) improve asymptotic efficiency**
 - up to programmer to select best overall algorithm
 - big-O savings are (often) more important than constant factors
 - but constant factors also matter
- **Have difficulty overcoming “optimization blockers”**
 - potential memory aliasing
 - potential procedure side-effects

Generally Useful Optimizations

- Optimizations that you or the compiler should do regardless of processor / compiler
- Code Motion
 - Reduce frequency with which computation performed
 - If it will always produce same result
 - Especially moving code out of loop

```
void set_row(double *a, double *b,  
            long i, long n)  
{  
    long j;  
    for (j = 0; j < n; j++)  
        a[n*i+j] = b[j];  
}
```



```
long j;  
int ni = n*i;  
for (j = 0; j < n; j++)  
    a[ni+j] = b[j];
```


Compiler-Generated Code Motion (-O1)

```
void set_row(double *a, double *b,
            long i, long n)
{
    long j;
    for (j = 0; j < n; j++)
        a[n*i+j] = b[j];
}
```

```
long j;
long ni = n*i;
double *rowp = a+ni;
for (j = 0; j < n; j++)
    *rowp++ = b[j];
```

```
set_row:
    testq    %rcx, %rcx           # Test n
    jle     .L1                  # If <= 0, goto done
    imulq   %rcx, %rdx           # ni = n*i
    leaq    (%rdi,%rdx,8), %rdx   # rowp = A + ni*8
    movl    $0, %eax             # j = 0
.L3:
    movsd   (%rsi,%rax,8), %xmm0  # t = b[j]
    movsd   %xmm0, (%rdx,%rax,8)  # M[A+ni*8 + j*8] = t
    addq    $1, %rax             # j++
    cmpq    %rcx, %rax           # j:n
    jne     .L3                  # if !=, goto loop
.L1:
    rep ; ret                     # done:
```

Reduction in Strength

- Replace costly operation with simpler one
- Shift, add instead of multiply or divide
 - $16 * x \quad \rightarrow \quad x \ll 4$
 - Utility is machine dependent
 - Depends on cost of multiply or divide instruction
 - Intel Nehalem: integer multiply takes 3 CPU cycles, add is 1 cycle¹
- Recognize sequence of products

```

for (i = 0; i < n; i++) {
    int ni = n*i;
    for (j = 0; j < n; j++)
        a[ni + j] = b[j];
}

```



```

int ni = 0;
for (i = 0; i < n; i++) {
    for (j = 0; j < n; j++)
        a[ni + j] = b[j];
    ni += n;
}

```

¹https://www.agner.org/optimize/instruction_tables.pdf

Share Common Subexpressions

- Reuse portions of expressions
- GCC will do this with `-O1`

```
/* Sum neighbors of i,j */
up =    val[(i-1)*n + j  ];
down =  val[(i+1)*n + j  ];
left =  val[i*n         + j-1];
right = val[i*n         + j+1];
sum = up + down + left + right;
```

3 multiplications: $i*n$, $(i-1)*n$, $(i+1)*n$

```
long inj = i*n + j;
up =    val[inj - n];
down =  val[inj + n];
left =  val[inj - 1];
right = val[inj + 1];
sum = up + down + left + right;
```

1 multiplication: $i*n$

```
leaq  1(%rsi), %rax  # i+1
leaq  -1(%rsi), %r8  # i-1
imulq %rcx, %rsi    # i*n
imulq %rcx, %rax    # (i+1)*n
imulq %rcx, %r8     # (i-1)*n
addq  %rdx, %rsi    # i*n+j
addq  %rdx, %rax    # (i+1)*n+j
addq  %rdx, %r8     # (i-1)*n+j
...
```

```
imulq %rcx, %rsi    # i*n
addq  %rdx, %rsi    # i*n+j
movq  %rsi, %rax    # i*n+j
subq  %rcx, %rax    # i*n+j-n
leaq  (%rsi,%rcx), %rcx # i*n+j+n
...
```

Optimization Example: Bubblesort

- **Bubblesort** program that sorts an array **A** that is allocated in static storage:
 - an element of **A** requires **four bytes** of a byte-addressed machine
 - elements of **A** are numbered **1 through n** (**n** is a variable)
 - **A[j]** is in location **&A+4*(j-1)**

```
for (i = n-1; i >= 1; i--) {
    for (j = 1; j <= i; j++)
        if (A[j] > A[j+1]) {
            temp = A[j];
            A[j] = A[j+1];
            A[j+1] = temp;
        }
}
```

Translated (Pseudo) Code

```

    i := n-1
L5:  if i<1 goto L1
    j := 1
L4:  if j>i goto L2
    t1 := j-1
    t2 := 4*t1
    t3 := A[t2]    // A[j]
    t4 := j+1
    t5 := t4-1
    t6 := 4*t5
    t7 := A[t6]    // A[j+1]
    if t3<=t7 goto L3

```

```

for (i = n-1; i >= 1; i--) {
  for (j = 1; j <= i; j++)
    if (A[j] > A[j+1]) {
      temp = A[j];
      A[j] = A[j+1];
      A[j+1] = temp;
    }
}

```

```

    t8 := j-1
    t9 := 4*t8
    temp := A[t9]    // temp:=A[j]
    t10 := j+1
    t11:= t10-1
    t12 := 4*t11
    t13 := A[t12]    // A[j+1]
    t14 := j-1
    t15 := 4*t14
    A[t15] := t13    // A[j]:=A[j+1]
    t16 := j+1
    t17 := t16-1
    t18 := 4*t17
    A[t18] := temp    // A[j+1]:=temp
L3:  j := j+1
    goto L4
L2:  i := i-1
    goto L5
L1:

```

Instructions
29 in outer loop
25 in inner loop

Redundancy in Address Calculation

```

    i := n-1
L5:  if i<1 goto L1
    j := 1
L4:  if j>i goto L2
    t1 := j-1
    t2 := 4*t1
    t3 := A[t2]    // A[j]
    t4 := j+1
    t5 := t4-1
    t6 := 4*t5
    t7 := A[t6]    // A[j+1]
    if t3<=t7 goto L3

```

```

    t8 := j-1
    t9 := 4*t8
    temp := A[t9] // temp:=A[j]
    t10 := j+1
    t11 := t10-1
    t12 := 4*t11
    t13 := A[t12] // A[j+1]
    t14 := j-1
    t15 := 4*t14
    A[t15] := t13 // A[j]:=A[j+1]
    t16 := j+1
    t17 := t16-1
    t18 := 4*t17
    A[t18] := temp // A[j+1]:=temp
L3:  j := j+1
    goto L4
L2:  i := i-1
    goto L5
L1:

```

Redundancy Removed

```

    i := n-1
L5: if i<1 goto L1
    j := 1
L4: if j>i goto L2
    t1 := j-1
    t2 := 4*t1
    t3 := A[t2]    // A[j]
    t6 := 4*j
    t7 := A[t6]    // A[j+1]
    if t3<=t7 goto L3

```

```

    t8 :=j-1
    t9 := 4*t8
    temp := A[t9] // temp:=A[j]
    t12 := 4*j
    t13 := A[t12] // A[j+1]
    A[t9] := t13 // A[j]:=A[j+1]
    A[t12] :=temp // A[j+1]:=temp
L3: j := j+1
    goto L4
L2: i := i-1
    goto L5
L1:

```

Instructions
 20 in outer loop
 16 in inner loop

More Redundancy

```

    i := n-1
L5: if i<1 goto L1
    j := 1
L4: if j>i goto L2
    t1 := j-1
    t2 := 4*t1
    t3 := A[t2]    // A[j]
    t6 := 4*j
    t7 := A[t6]    // A[j+1]
    if t3<=t7 goto L3

```

```

    t8 :=j-1
    t9 := 4*t8
    temp := A[t9] // temp:=A[j]
    t12 := 4*j
    t13 := A[t12] // A[j+1]
    A[t9]:= t13   // A[j]:=A[j+1]
    A[t12]:=temp // A[j+1]:=temp
L3: j := j+1
    goto L4
L2: i := i-1
    goto L5
L1:

```


Redundancy Removed

```

    i := n-1
L5: if i<1 goto L1
    j := 1
L4: if j>i goto L2
    t1 := j-1
    t2 := 4*t1
    t3 := A[t2]    // old_A[j]
    t6 := 4*j
    t7 := A[t6]    // A[j+1]
    if t3<=t7 goto L3
                                L3: j := j+1
                                goto L4
                                L2: i := i-1
                                goto L5
                                L1:
    A[t2] := t7    // A[j]:=A[j+1]
    A[t6] := t3    // A[j+1]:=old_A[j]

```

Instructions
15 in outer loop
11 in inner loop

Redundancy in Loops

```
    i := n-1
L5:  if i<1 goto L1
    j := 1
L4:  if j>i goto L2
    t1 := j-1
    t2 := 4*t1
    t3 := A[t2]    // A[j]
    t6 := 4*j
    t7 := A[t6]    // A[j+1]
    if t3<=t7 goto L3
    A[t2] := t7
    A[t6] := t3
L3:  j := j+1
    goto L4
L2:  i := i-1
    goto L5
L1:
```

Redundancy Eliminated

```

    i := n-1
L5: if i<1 goto L1
    j := 1
L4: if j>i goto L2
    t1 := j-1
    t2 := 4*t1
    t3 := A[t2]    // A[j]
    t6 := 4*j
    t7 := A[t6]    // A[j+1]
    if t3<=t7 goto L3
    A[t2] := t7
    A[t6] := t3
L3: j := j+1
    goto L4
L2: i := i-1
    goto L5
L1:

```

```

    i := n-1
L5: if i<1 goto L1
    t2 := 0
    t6 := 4
    t19 := 4*i
L4: if t6>t19 goto L2
    t3 := A[t2]
    t7 := A[t6]
    if t3<=t7 goto L3
    A[t2] := t7
    A[t6] := t3
L3: t2 := t2+4
    t6 := t6+4
    goto L4
L2: i := i-1
    goto L5
L1:

```

Final Pseudo Code

```

    i := n-1
L5: if i<1 goto L1
    t2 := 0
    t6 := 4
    t19 := i << 2
L4: if t6>t19 goto L2
    t3 := A[t2]
    t7 := A[t6]
    if t3<=t7 goto L3
    A[t2] := t7
    A[t6] := t3
L3: t2 := t2+4
    t6 := t6+4
    goto L4
L2: i := i-1
    goto L5
L1:

```

Instruction Count Before Optimizations

29 in outer loop

25 in inner loop

Instruction Count After Optimizations

15 in outer loop

9 in inner loop

- These were **Machine-Independent Optimizations**.
- Will be followed by **Machine-Dependent Optimizations**, including allocating temporaries to registers, converting to assembly code

Today

- Overview
- **Generally Useful Optimizations**
 - Code motion/precomputation
 - Strength reduction
 - Sharing of common subexpressions
 - Example: Bubblesort
- **Optimization Blockers**
 - Procedure calls
 - Memory aliasing
- **Exploiting Instruction-Level Parallelism**
- **Dealing with Conditionals**

Limitations of Optimizing Compilers

- **Operate under fundamental constraint**
 - Must not cause any change in program behavior
 - Often prevents optimizations that affect only “edge case” behavior
- **Behavior obvious to the programmer is not obvious to compiler**
 - e.g., Data range may be more limited than types suggest (short vs. int)
- **Most analysis is only within a procedure**
 - Whole-program analysis is usually too expensive
 - Sometimes compiler does interprocedural analysis **within** a file (new GCC)
- **Most analysis is based only on *static* information**
 - Compiler has difficulty anticipating run-time inputs
- **When in doubt, the compiler must be conservative**

Optimization Blocker #1: Procedure Calls

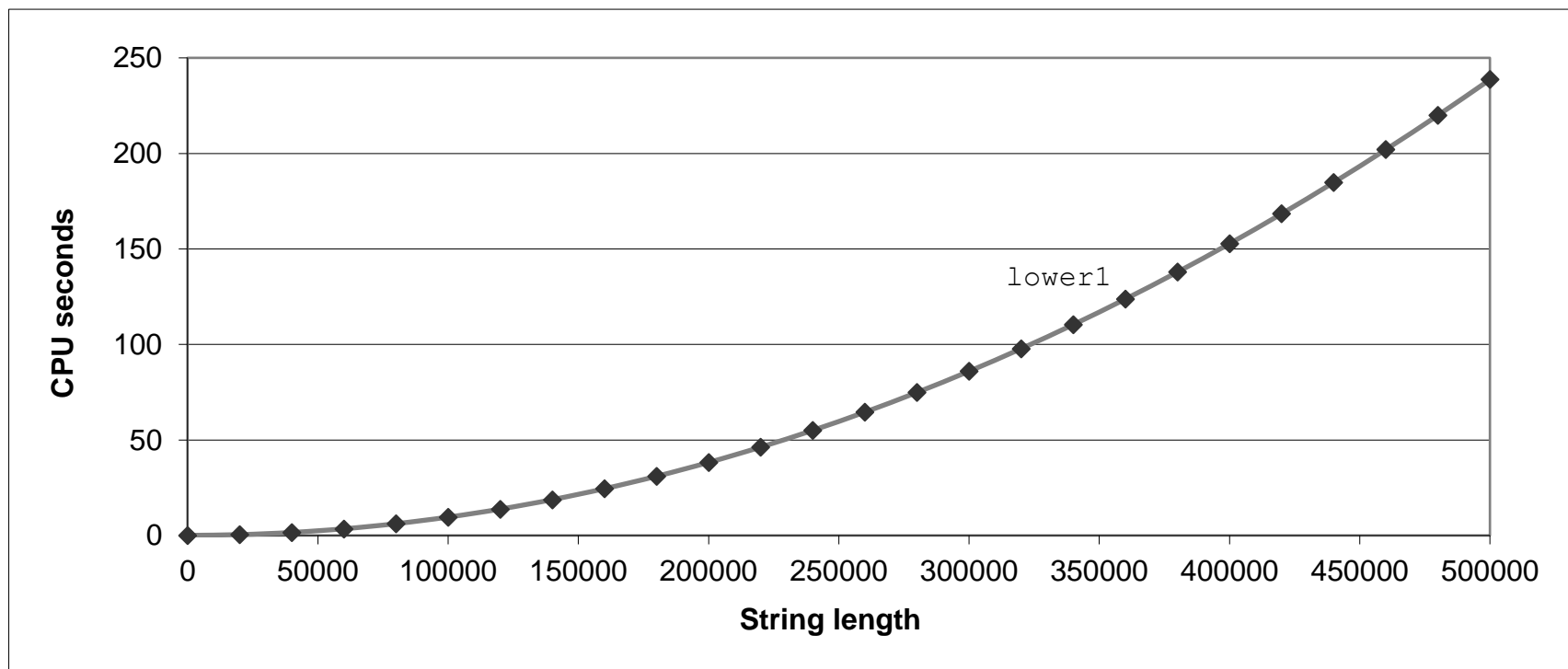
- Procedure to Convert String to Lower Case

```
void lower(char *s)
{
    size_t i;
    for (i = 0; i < strlen(s); i++)
        if (s[i] >= 'A' && s[i] <= 'Z')
            s[i] -= ('A' - 'a');
}
```

- Extracted from 213 lab submissions, Fall, 1998

Lower Case Conversion Performance

- Time quadruples when double string length
- Quadratic performance



Convert Loop To Goto Form

```
void lower(char *s)
{
    size_t i = 0;
    if (i >= strlen(s))
        goto done;
loop:
    if (s[i] >= 'A' && s[i] <= 'Z')
        s[i] -= ('A' - 'a');
    i++;
    if (i < strlen(s))
        goto loop;
done:
}
```

- `strlen` executed every iteration

Calling Strlen

```
/* My version of strlen */
size_t strlen(const char *s)
{
    size_t length = 0;
    while (*s != '\0') {
        s++;
        length++;
    }
    return length;
}
```

■ Strlen performance

- Only way to determine length of string is to scan its entire length, looking for null character.

■ Overall performance, string of length N

- N calls to strlen
- Require times N, N-1, N-2, ..., 1
- Overall $O(N^2)$ performance

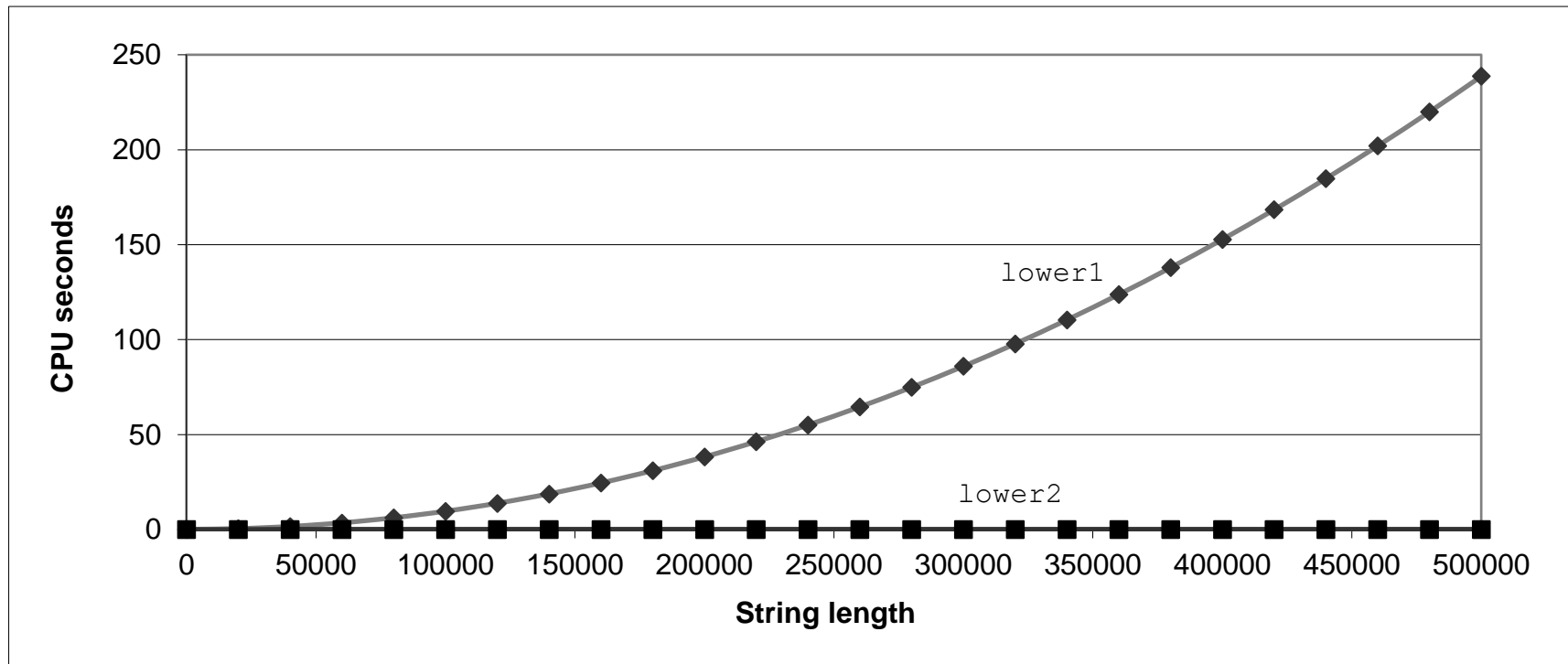
Improving Performance

```
void lower(char *s)
{
    size_t i;
    size_t len = strlen(s);
    for (i = 0; i < len; i++)
        if (s[i] >= 'A' && s[i] <= 'Z')
            s[i] -= ('A' - 'a');
}
```

- Move call to **strlen** outside of loop
- Legal since result does not change from one iteration to another
- Form of code motion

Lower Case Conversion Performance

- Time doubles when double string length
- Linear performance of lower2



Optimization Blocker: Procedure Calls

■ *Why couldn't compiler move `strlen` out of inner loop?*

- Procedure may have side effects
 - Alters global state each time called
- Function may not return same value for given arguments
 - Depends on other parts of global state
 - Procedure **lower** could interact with **strlen**

■ **Warning:**

- Compiler may treat procedure call as a black box
- Weak optimizations near them

■ **Remedies:**

- Use of inline functions
 - GCC does this with `-O1`
 - Within single file
- Do your own code motion

```
size_t lencnt = 0;
size_t strlen(const char *s)
{
    size_t length = 0;
    while (*s != '\0') {
        s++; length++;
    }
    lencnt += length;
    return length;
}
```

Memory Matters

```

/* Sum rows of n X n matrix a
   and store in vector b */
void sum_rows1(double *a, double *b, long n) {
    long i, j;
    for (i = 0; i < n; i++) {
        b[i] = 0;
        for (j = 0; j < n; j++)
            b[i] += a[i*n + j];
    }
}

```

```

# sum_rows1 inner loop
.L4:
    movsd    (%rsi,%rax,8), %xmm0    # FP load
    addsd    (%rdi), %xmm0          # FP add
    movsd    %xmm0, (%rsi,%rax,8)   # FP store
    addq    $8, %rdi
    cmpq    %rcx, %rdi
    jne     .L4

```

- Code updates `b[i]` on every iteration
- Why couldn't compiler optimize this away?

Memory Aliasing

```

/* Sum rows is of n X n matrix a
   and store in vector b */
void sum_rows1(double *a, double *b, long n) {
    long i, j;
    for (i = 0; i < n; i++) {
        b[i] = 0;
        for (j = 0; j < n; j++)
            b[i] += a[i*n + j];
    }
}

```

```

double A[9] =
{ 0, 1, 2,
  4, 8, 16},
{ 32, 64, 128};

double B[3] = A+3;

sum_rows1(A, B, 3);

```

```

double A[9] =
{ 0, 1, 2,
  3, 22, 224},
{ 32, 64, 128};

```

Value of B:

init: [4, 8, 16]

i = 0: [3, 8, 16]

i = 1: [3, 22, 16]

i = 2: [3, 22, 224]

- Code updates `b[i]` on every iteration
- Must consider possibility that these updates will affect program behavior

Removing Aliasing

```
/* Sum rows is of n X n matrix a
   and store in vector b */
void sum_rows2(double *a, double *b, long n) {
    long i, j;
    for (i = 0; i < n; i++) {
        double val = 0;
        for (j = 0; j < n; j++)
            val += a[i*n + j];
        b[i] = val;
    }
}
```

```
# sum_rows2 inner loop
.L10:
    addsd    (%rdi), %xmm0    # FP load + add
    addq    $8, %rdi
    cmpq    %rax, %rdi
    jne     .L10
```

- No need to store intermediate results

Removing Aliasing

```
/* Sum rows is of n X n matrix a
   and store in vector b */
void sum_rows3(double *restrict a, double *restrict b, long n) {
    long i, j;
    for (i = 0; i < n; i++) {
        b[i] = 0;
        for (j = 0; j < n; j++)
            b[i] += a[i*n + j];
    }
}
```

```
# sum_rows3 inner loop
.L12:
    addsd    (%rdi), %xmm0    # FP load + add
    addq    $8, %rdi
    cmpq    %rax, %rdi
    jne     .L12
```

Optimization Blocker: Memory Aliasing

■ Aliasing

- Two different memory references specify single location
- Easy to have happen in C
 - Since allowed to do address arithmetic
 - Direct access to storage structures
- Get in habit of introducing local variables
 - Accumulating within loops
 - **Your way of telling compiler not to check for aliasing**

Quiz Time!

Check out:

<https://canvas.cmu.edu/courses/16836>

Today

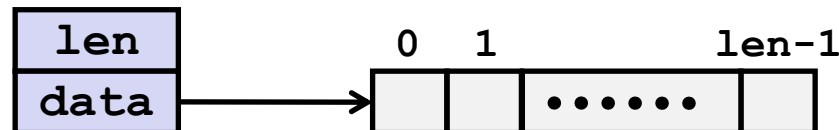
- Overview
- **Generally Useful Optimizations**
 - Code motion/precomputation
 - Strength reduction
 - Sharing of common subexpressions
 - Example: Bubblesort
- **Optimization Blockers**
 - Procedure calls
 - Memory aliasing
- **Exploiting Instruction-Level Parallelism**
- **Dealing with Conditionals**

Exploiting Instruction-Level Parallelism

- **Need general understanding of modern processor design**
 - Hardware can execute multiple instructions in parallel
- **Performance limited by data dependencies**
- **Simple transformations can cause big speedups**
 - Compilers often cannot make these transformations
 - Lack of associativity and distributivity in floating-point arithmetic

Benchmark Example: Data Type for Vectors

```
/* data structure for vectors */
typedef struct{
    size_t len;
    data_t *data;
} vec;
```



■ Data Types

- Use different declarations for `data_t`
- `int`
- `long`
- `float`
- `double`

```
/* retrieve vector element
   and store at val */
int get_vec_element
(*vec v, size_t idx, data_t *val)
{
    if (idx >= v->len)
        return 0;
    *val = v->data[idx];
    return 1;
}
```

Benchmark Computation

```
void combinel(vec_ptr v, data_t *dest)
{
    long int i;
    *dest = IDENT;
    for (i = 0; i < vec_length(v); i++) {
        data_t val;
        get_vec_element(v, i, &val);
        *dest = *dest OP val;
    }
}
```

Compute sum or
product of vector
elements

■ Data Types

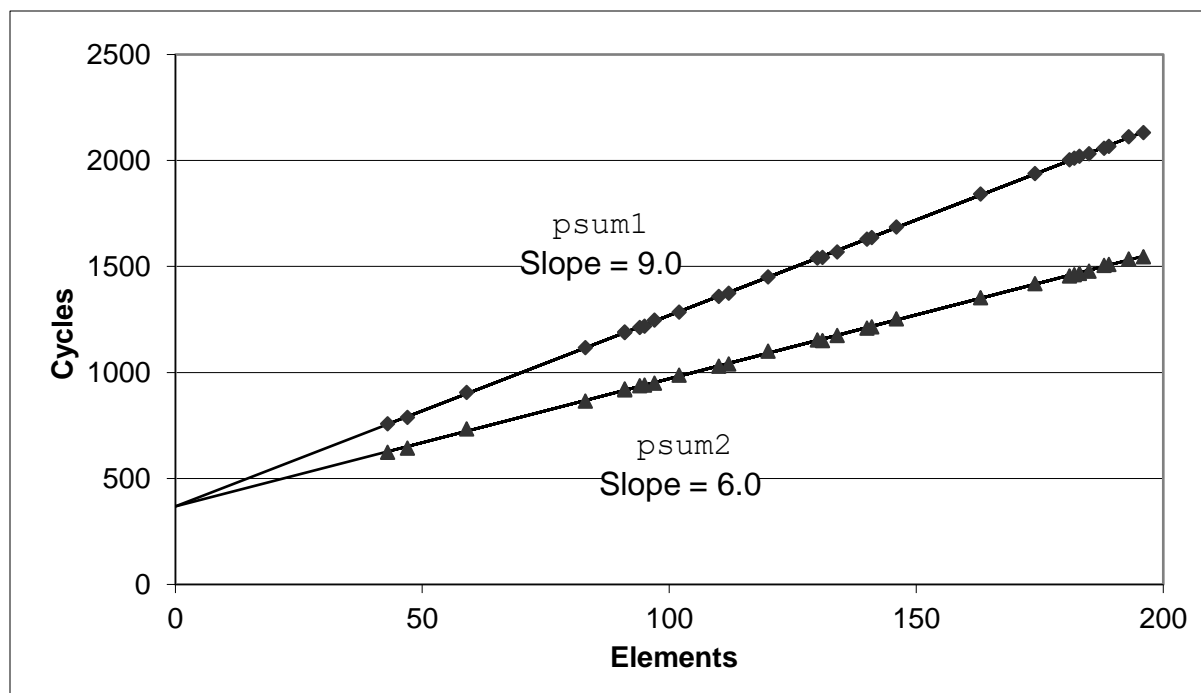
- Use different declarations for `data_t`
- `int`
- `long`
- `float`
- `double`

■ Operations

- Use different definitions of `OP` and `IDENT`
- `+` / `0`
- `*` / `1`

Cycles Per Element (CPE)

- Convenient way to express performance of program that operates on vectors or lists
- Length = n
- In our case: **CPE = cycles per OP**
- $T = CPE * n + \text{Overhead}$
 - CPE is slope of line



Benchmark Performance

```

void combine1(vec_ptr v, data_t *dest)
{
    long int i;
    *dest = IDENT;
    for (i = 0; i < vec_length(v); i++) {
        data_t val;
        get_vec_element(v, i, &val);
        *dest = *dest OP val;
    }
}

```

Compute sum or product of vector elements

Method	Integer		Double FP	
	Add	Mult	Add	Mult
Combine1 unoptimized	22.68	20.02	19.98	20.18
Combine1 -O1	10.12	10.12	10.17	11.14
Combine1 -O3	4.5	4.5	6	7.8

Results in CPE (cycles per element)

Basic Optimizations

```
void combine4(vec_ptr v, data_t *dest)
{
    long i;
    long length = vec_length(v);
    data_t *d = get_vec_start(v);
    data_t t = IDENT;
    for (i = 0; i < length; i++)
        t = t OP d[i];
    *dest = t;
}
```

- Move `vec_length` out of loop
- Avoid bounds check on each cycle
- Accumulate in temporary

Effect of Basic Optimizations

```

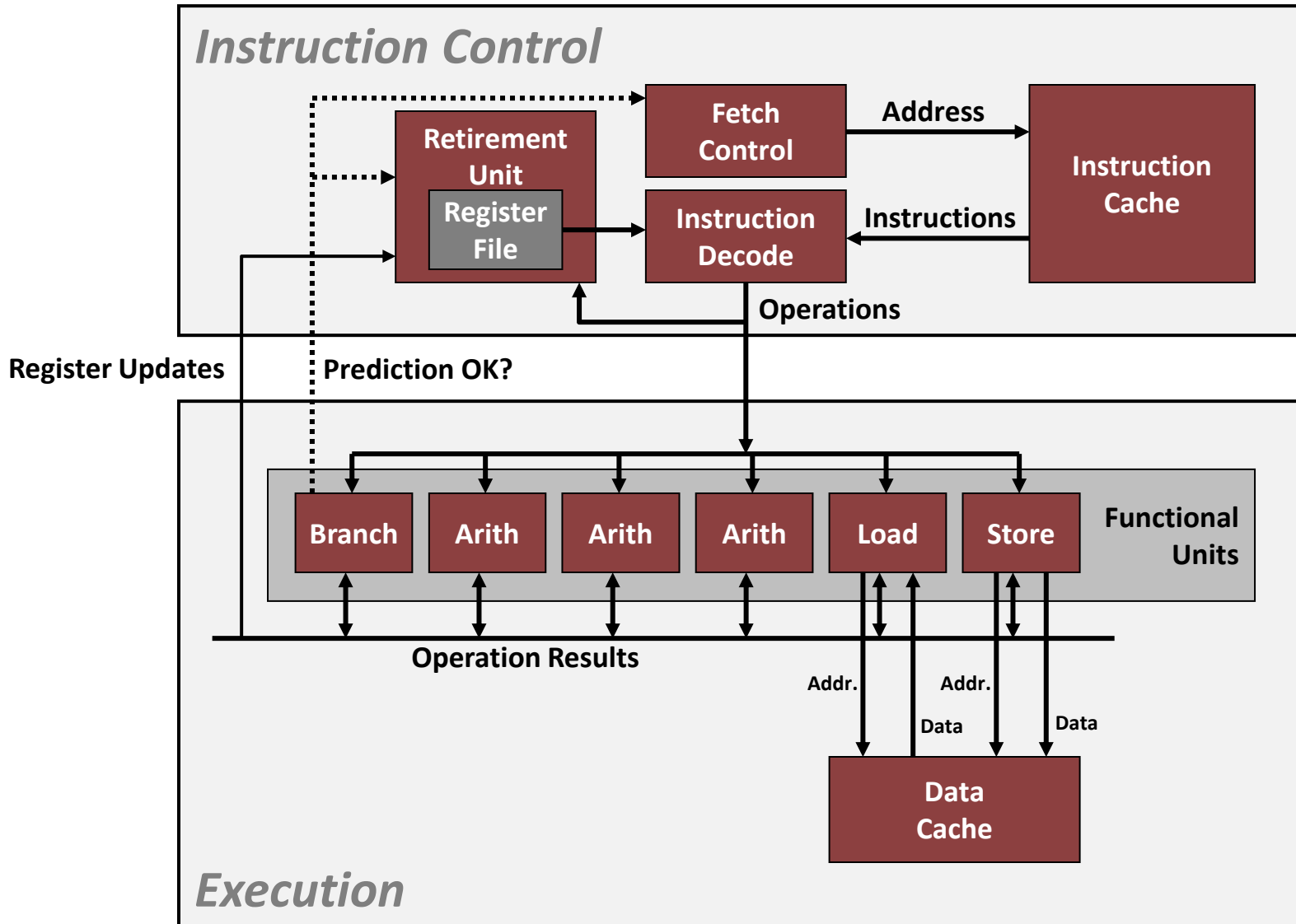
void combine4(vec_ptr v, data_t *dest)
{
    long i;
    long length = vec_length(v);
    data_t *d = get_vec_start(v);
    data_t t = IDENT;
    for (i = 0; i < length; i++)
        t = t OP d[i];
    *dest = t;
}

```

Method	Integer		Double FP	
	Add	Mult	Add	Mult
Combine1 -O1	10.12	10.12	10.17	11.14
Combine4	1.27	3.01	3.01	5.01

- Eliminates sources of overhead in loop

Modern CPU Design



Superscalar Processor

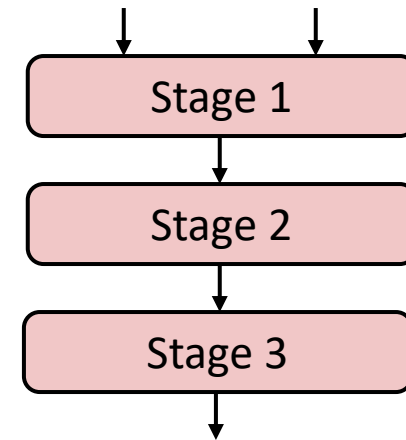
- **Definition:** A superscalar processor can issue and execute *multiple instructions in one cycle*. The instructions are retrieved from a sequential instruction stream and are usually scheduled dynamically.
- **Benefit:** without programming effort, superscalar processor can take advantage of the *instruction level parallelism* that most programs have
- Most modern CPUs are superscalar.
- Intel: since Pentium (1993)

Pipelined Functional Units

```

long mult_eg(long a, long b, long c) {
    long p1 = a*b;
    long p2 = a*c;
    long p3 = p1 * p2;
    return p3;
}

```



	Time						
	1	2	3	4	5	6	7
Stage 1	a*b	a*c			p1*p2		
Stage 2		a*b	a*c			p1*p2	
Stage 3			a*b	a*c			p1*p2

- Divide computation into stages
- Pass partial computations from stage to stage
- Stage i can start on new computation once values passed to $i+1$
- E.g., complete 3 multiplications in 7 cycles, even though each requires 3 cycles

Haswell CPU

- 8 Total Functional Units
- **Multiple instructions can execute in parallel**

2 load, with address computation

1 store, with address computation

4 integer

2 FP multiply

1 FP add

1 FP divide

- **Some instructions take > 1 cycle, but can be pipelined**

<i>Instruction</i>	<i>Latency</i>	<i>Cycles/Issue</i>
Load / Store	4	1
Integer Multiply	3	1
Integer/Long Divide	3-30	3-30
Single/Double FP Multiply	5	1
Single/Double FP Add	3	1
Single/Double FP Divide	3-15	3-15

x86-64 Compilation of Combine4

■ Inner Loop (Case: Integer Multiply)

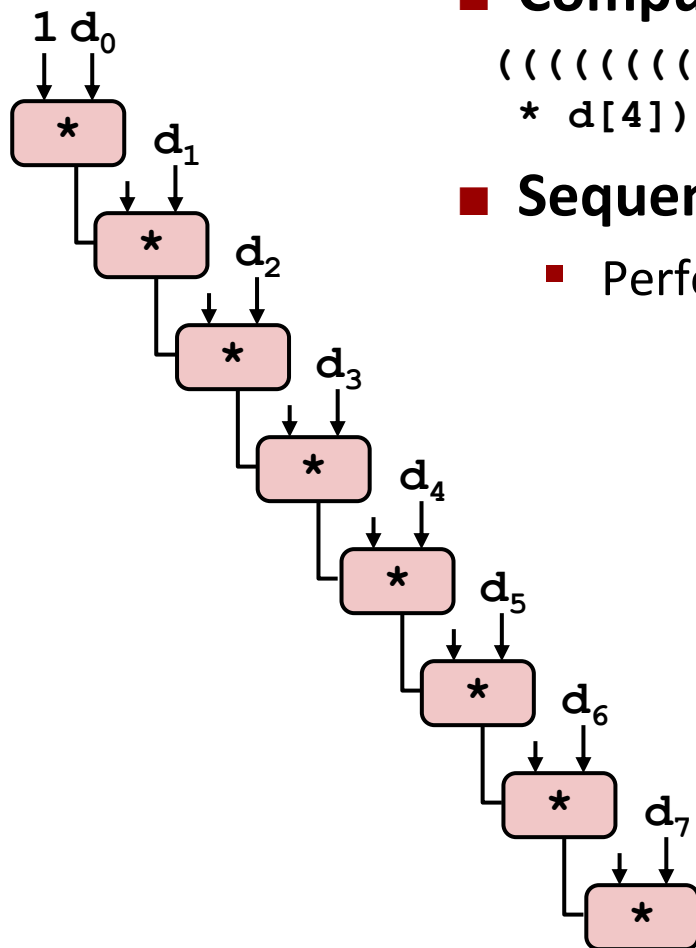
```

.L519:                                # Loop:
    imull  (%rax,%rdx,4), %ecx        # t = t * d[i]
    addq   $1, %rdx                  # i++
    cmpq   %rdx, %rbp                # Compare length:i
    jg     .L519                      # If >, goto Loop

```

Method	Integer		Double FP	
	Add	Mult	Add	Mult
Combine4	1.27	3.01	3.01	5.01
<i>Latency Bound</i>	<i>1.00</i>	<i>3.00</i>	<i>3.00</i>	<i>5.00</i>

Combine4 = Serial Computation (OP = *)



- **Computation (length=8)**

$(((((1 * d[0]) * d[1]) * d[2]) * d[3]) * d[4]) * d[5]) * d[6]) * d[7])$

- **Sequential dependence**

- Performance: determined by latency of OP

Loop Unrolling (2x1)

```
void unroll2a_combine(vec_ptr v, data_t *dest)
{
    long length = vec_length(v);
    long limit = length-1;
    data_t *d = get_vec_start(v);
    data_t x = IDENT;
    long i;
    /* Combine 2 elements at a time */
    for (i = 0; i < limit; i+=2) {
        x = (x OP d[i]) OP d[i+1];
    }
    /* Finish any remaining elements */
    for (; i < length; i++) {
        x = x OP d[i];
    }
    *dest = x;
}
```

- Perform 2x more useful work per iteration

Effect of Loop Unrolling

Method	Integer		Double FP	
Operation	Add	Mult	Add	Mult
Combine4	1.27	3.01	3.01	5.01
Unroll 2x1	1.01	3.01	3.01	5.01
<i>Latency Bound</i>	<i>1.00</i>	<i>3.00</i>	<i>3.00</i>	<i>5.00</i>

- **Helps integer add**
 - Achieves latency bound
- **Others don't improve. *Why?***
 - Still sequential dependency

```
x = (x OP d[i]) OP d[i+1];
```

Loop Unrolling with Reassociation (2x1a)

```

void unroll2aa_combine(vec_ptr v, data_t *dest)
{
    long length = vec_length(v);
    long limit = length-1;
    data_t *d = get_vec_start(v);
    data_t x = IDENT;
    long i;
    /* Combine 2 elements at a time */
    for (i = 0; i < limit; i+=2) {
        x = x OP (d[i] OP d[i+1]);
    }
    /* Finish any remaining elements */
    for (; i < length; i++) {
        x = x OP d[i];
    }
    *dest = x;
}

```

Compare to before

$x = (x \text{ OP } d[i]) \text{ OP } d[i+1];$

- Can this change the result of the computation?
- Yes, for FP. *Why?*

Effect of Reassociation

Method	Integer		Double FP	
Operation	Add	Mult	Add	Mult
Combine4	1.27	3.01	3.01	5.01
Unroll 2x1	1.01	3.01	3.01	5.01
Unroll 2x1a	1.01	1.51	1.51	2.51
<i>Latency Bound</i>	<i>1.00</i>	<i>3.00</i>	<i>3.00</i>	<i>5.00</i>
<i>Throughput Bound</i>	<i>0.50</i>	<i>1.00</i>	<i>1.00</i>	<i>0.50</i>

4 func. units for int +,
2 func. units for load
Why Not .25?

1 func. unit for FP +
3-stage pipelined FP +

2 func. units for FP *,
2 func. units for load
5-stage pipelined FP *

■ Nearly 2x speedup for Int *, FP +, FP *

- Reason: Breaks sequential dependency

```
x = x OP (d[i] OP d[i+1]);
```

- Why is that? (next slide)

Loop Unrolling with Separate Accumulators (2x2)

```
void unroll2a_combine(vec_ptr v, data_t *dest)
{
    long length = vec_length(v);
    long limit = length-1;
    data_t *d = get_vec_start(v);
    data_t x0 = IDENT;
    data_t x1 = IDENT;
    long i;
    /* Combine 2 elements at a time */
    for (i = 0; i < limit; i+=2) {
        x0 = x0 OP d[i];
        x1 = x1 OP d[i+1];
    }
    /* Finish any remaining elements */
    for (; i < length; i++) {
        x0 = x0 OP d[i];
    }
    *dest = x0 OP x1;
}
```

■ Different form of reassociation

Effect of Separate Accumulators

Method	Integer		Double FP	
	Add	Mult	Add	Mult
Combine4	1.27	3.01	3.01	5.01
Unroll 2x1	1.01	3.01	3.01	5.01
Unroll 2x1a	1.01	1.51	1.51	2.51
Unroll 2x2	0.81	1.51	1.51	2.51
<i>Latency Bound</i>	<i>1.00</i>	<i>3.00</i>	<i>3.00</i>	<i>5.00</i>
<i>Throughput Bound</i>	<i>0.50</i>	<i>1.00</i>	<i>1.00</i>	<i>0.50</i>

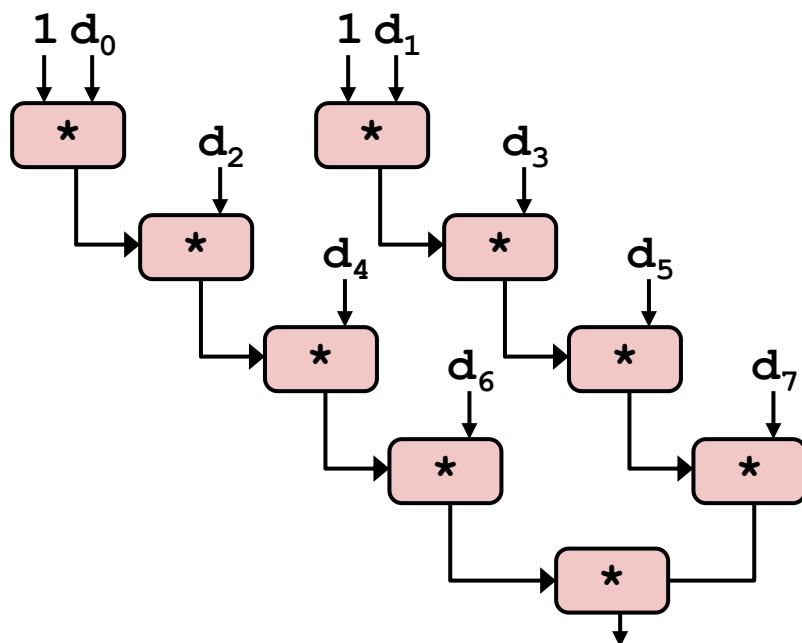
- Int + makes use of two load units

```
x0 = x0 OP d[i];
x1 = x1 OP d[i+1];
```

- 2x speedup (over unroll2) for Int *, FP +, FP *

Separate Accumulators

```
x0 = x0 OP d[i];
x1 = x1 OP d[i+1];
```



■ What changed:

- Two independent “streams” of operations

■ Overall Performance

- N elements, D cycles latency/op
- Should be $(N/2+1)*D$ cycles:
CPE = D/2
- CPE matches prediction!

What Now?

Unrolling & Accumulating

■ Idea

- Can unroll to any degree L
- Can accumulate K results in parallel
- L must be multiple of K

■ Limitations

- Diminishing returns
 - Cannot go beyond throughput limitations of execution units
- Large overhead for short lengths
 - Finish off iterations sequentially

Unrolling & Accumulating: Double *

■ Case

- Intel Haswell
- Double FP Multiplication
- Latency bound: 5.00. Throughput bound: 0.50

Accumulators	FP *	Unrolling Factor L							
	K	1	2	3	4	6	8	10	12
	1	5.01	5.01	5.01	5.01	5.01	5.01	5.01	
	2		2.51		2.51		2.51		
	3			1.67					
	4				1.25		1.26		
	6					0.84			0.88
	8						0.63		
	10							0.51	
	12								0.52

Achievable Performance

Method	Integer		Double FP	
Operation	Add	Mult	Add	Mult
Best	0.54	1.01	1.01	0.52
<i>Latency Bound</i>	<i>1.00</i>	<i>3.00</i>	<i>3.00</i>	<i>5.00</i>
<i>Throughput Bound</i>	<i>0.50</i>	<i>1.00</i>	<i>1.00</i>	<i>0.50</i>

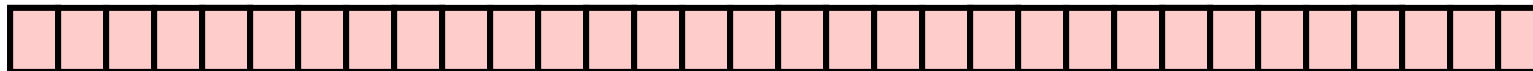
- Limited only by throughput of functional units
- Up to 42X improvement over original, unoptimized code

Programming with AVX2

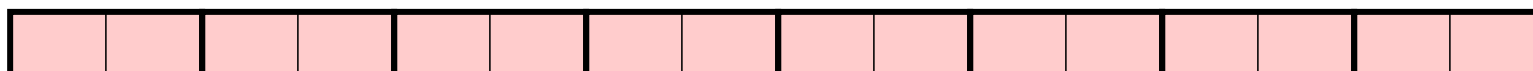
YMM Registers

■ 16 total, each 32 bytes

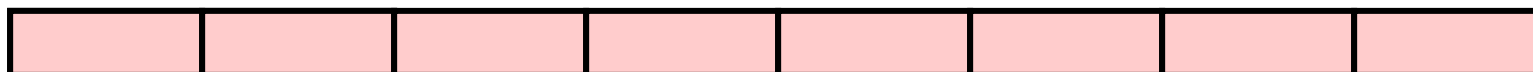
■ 32 single-byte integers



■ 16 16-bit integers



■ 8 32-bit integers



■ 8 single-precision floats



■ 4 double-precision floats



■ 1 single-precision float



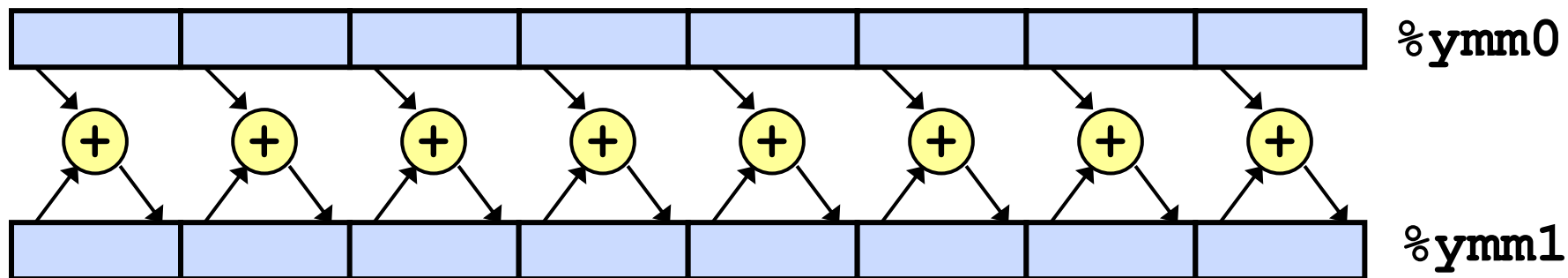
■ 1 double-precision float



SIMD Operations

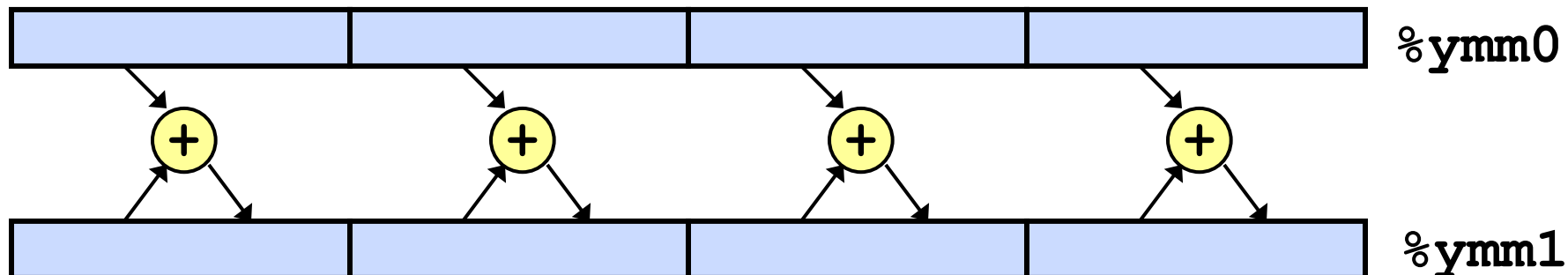
■ SIMD Operations: Single Precision

```
vaddps %ymm0, %ymm1, %ymm1
```



■ SIMD Operations: Double Precision

```
vaddpd %ymm0, %ymm1, %ymm1
```



Using Vector Instructions

Method	Integer		Double FP	
Operation	Add	Mult	Add	Mult
Scalar Best	0.54	1.01	1.01	0.52
Vector Best	0.06	0.24	0.25	0.16
<i>Latency Bound</i>	<i>0.50</i>	<i>3.00</i>	<i>3.00</i>	<i>5.00</i>
<i>Throughput Bound</i>	<i>0.50</i>	<i>1.00</i>	<i>1.00</i>	<i>0.50</i>
<i>Vec Throughput Bound</i>	<i>0.06</i>	<i>0.12</i>	<i>0.25</i>	<i>0.12</i>

■ Make use of AVX Instructions

- Parallel operations on multiple data elements
- See Web Aside OPT:SIMD on CS:APP web page

What About Branches?

■ Challenge

- **Instruction Control Unit** must work well ahead of **Execution Unit** to generate enough operations to keep EU busy

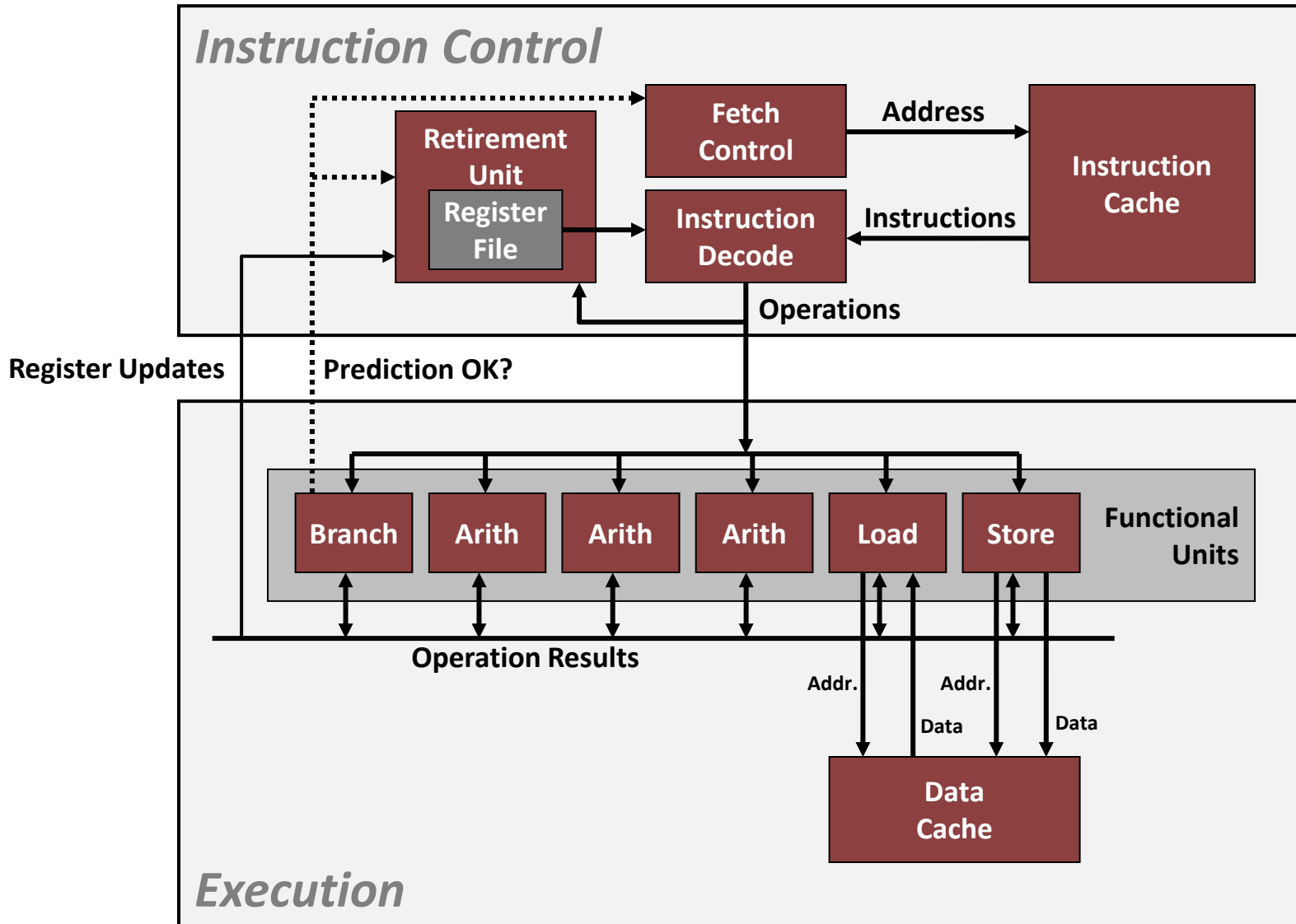
```
404663:  mov    $0x0,%eax
404668:  cmp    (%rdi),%rsi
40466b:  jge    404685
40466d:  mov    0x8(%rdi),%rax
. . .
404685:  repz  retq
```

} Executing

← How to continue?

- When encounters conditional branch, cannot reliably determine where to continue fetching

Modern CPU Design



Branch Outcomes

- When encounter conditional branch, cannot determine where to continue fetching
 - Branch Taken: Transfer control to branch target
 - Branch Not-Taken: Continue with next instruction in sequence
- Cannot resolve until outcome determined by branch/integer unit

```
404663:  mov    $0x0,%eax
404668:  cmp    (%rdi),%rsi
40466b:  jge    404685
40466d:  mov    0x8(%rdi),%rax
. . .
404685:  repz  retq
```

Branch Not-Taken

Branch Taken

Branch Prediction

■ Idea

- Guess which way branch will go
- Begin executing instructions at predicted position
 - But don't actually modify register or memory data

```
404663:  mov    $0x0,%eax
404668:  cmp    (%rdi),%rsi
40466b:  jge    404685
40466d:  mov    0x8(%rdi),%rax

. . .

404685:  repz  retq
```

Predict Taken

} **Begin
Execution**

Branch Prediction Through Loop

```

401029: vmulsd (%rdx), %xmm0, %xmm0
40102d: add    $0x8, %rdx
401031: cmp    %rax, %rdx
401034: jne    401029

```

i = 98

Assume
vector length = **100**

Predict Taken (OK)

```

401029: vmulsd (%rdx), %xmm0, %xmm0
40102d: add    $0x8, %rdx
401031: cmp    %rax, %rdx
401034: jne    401029

```

i = 99

Predict Taken
(Oops)

```

401029: vmulsd (%rdx), %xmm0, %xmm0
40102d: add    $0x8, %rdx
401031: cmp    %rax, %rdx
401034: jne    401029

```

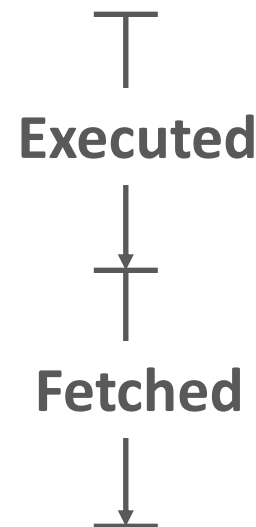
i = 100

Read
invalid
location

```

401029: vmulsd (%rdx), %xmm0, %xmm0
40102d: add    $0x8, %rdx
401031: cmp    %rax, %rdx
401034: jne    401029

```

i = 101

Branch Misprediction Invalidation

```
401029: vmulsd (%rdx), %xmm0, %xmm0
40102d: add    $0x8, %rdx
401031: cmp    %rax, %rdx
401034: jne    401029
```

i = 98

Assume
vector length = 100

Predict Taken (OK)

```
401029: vmulsd (%rdx), %xmm0, %xmm0
40102d: add    $0x8, %rdx
401031: cmp    %rax, %rdx
401034: jne    401029
```

i = 99

Predict Taken
(Oops)

```
401029: vmulsd (%rdx), %xmm0, %xmm0
40102d: add    $0x8, %rdx
401031: cmp    %rax, %rdx
401034: jne    401029
```

i = 100

Invalidate

```
401029: vmulsd (%rdx), %xmm0, %xmm0
40102d: add    $0x8, %rdx
401031: cmp    %rax, %rdx
401034: jne    401029
```

i = 101

Branch Misprediction Recovery

```
401029: vmulsd (%rdx), %xmm0, %xmm0
```

```
40102d: add    $0x8, %rdx
```

```
401031: cmp    %rax, %rdx
```

```
401034: jne    401029
```

```
401036: jmp    401040
```

```
. . .
```

```
401040: vmovsd %xmm0, (%r12)
```

i = 99

Definitely not taken

Reload
Pipeline

■ Performance Cost

- Multiple clock cycles on modern processor
- Can be a major performance limiter

Branch Prediction Numbers

- **Default behavior:**
 - Backwards branches are often loops so predict taken
 - Forwards branches are often if so predict not taken
- **Predictors average better than 95% accuracy**
 - Most branches are already predictable.
- **Annual branch predictor contests at top Computer Architecture conferences**
 - <https://www.jilp.org/jwac-2/program/JWAC-2-program.htm>
 - Winner: 34.1 mispredictions per kilo-instruction (!)

Getting High Performance

- **Good compiler and flags**
- **Don't do anything sub-optimal**
 - Watch out for hidden algorithmic inefficiencies
 - Write compiler-friendly code
 - Watch out for optimization blockers:
procedure calls & memory references
 - Look carefully at innermost loops (where most work is done)
- **Tune code for machine**
 - Exploit instruction-level parallelism
 - Avoid unpredictable branches
 - Make code cache friendly