

Dynamic Memory Allocation: Basic Concepts

15-213/15-513: Introduction to Computer Systems
13th Lecture, June 14, 2023

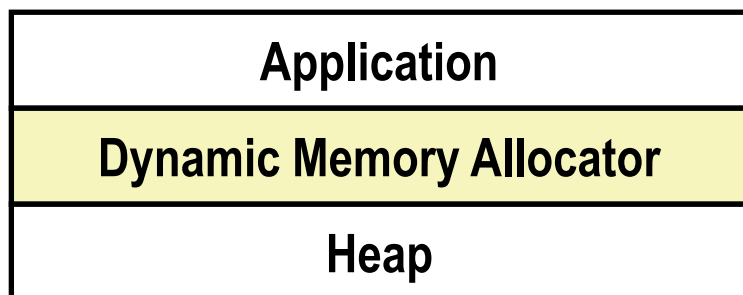
Instructors:

Brian Railing

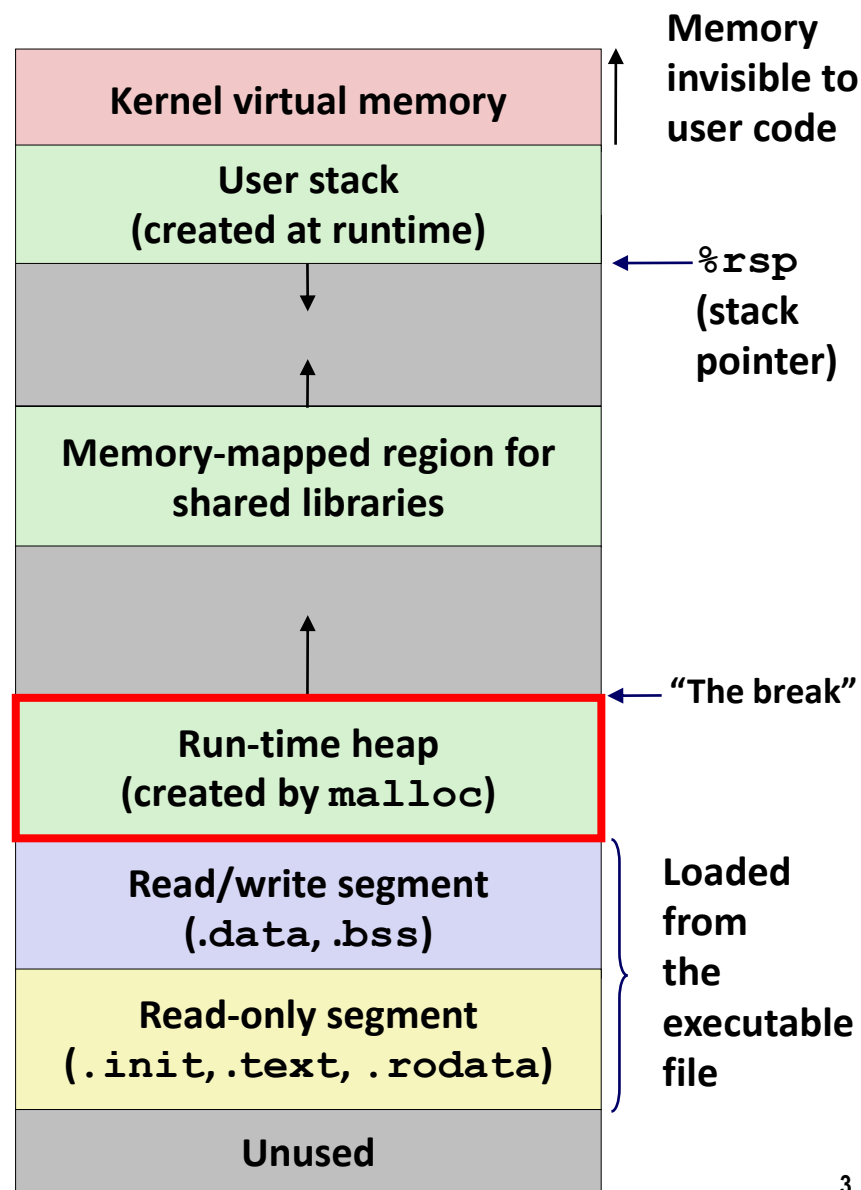
Today

- **Basic concepts**
- **Implicit free lists**

Dynamic Memory Allocation



- Programmers use *dynamic memory allocators* (such as `malloc`) to acquire virtual memory (VM) at runtime
 - For data structures whose size is only known at runtime
- Dynamic memory allocators manage an area of process VM known as the *heap*



Dynamic Memory Allocation

- Allocator maintains heap as collection of variable sized *blocks*, which are either *allocated* or *free*
- Types of allocators
 - *Explicit allocator*: application allocates and frees space
 - e.g., `malloc` and `free` in C
 - *Implicit allocator*: application allocates, but does not free space
 - e.g., `new` and garbage collection in Java
- Will discuss simple explicit memory allocation today

The malloc Package

```
#include <stdlib.h>
```

```
void *malloc(size_t size)
```

- Successful:
 - Returns a pointer to a memory block of at least **size** bytes aligned to a 16-byte boundary (on x86-64)
 - If **size == 0**, returns NULL
- Unsuccessful: returns NULL (0) and sets **errno**

```
void free(void *p)
```

- Returns the block pointed at by **p** to pool of available memory
- **p** must come from a previous call to **malloc**, **calloc**, or **realloc**

Other functions

- **calloc**: Version of **malloc** that initializes allocated block to zero
- **realloc**: Changes the size of a previously allocated block
- **sbrk**: Used internally by allocators to grow or shrink the heap

malloc Example

```
#include <stdio.h>
#include <stdlib.h>

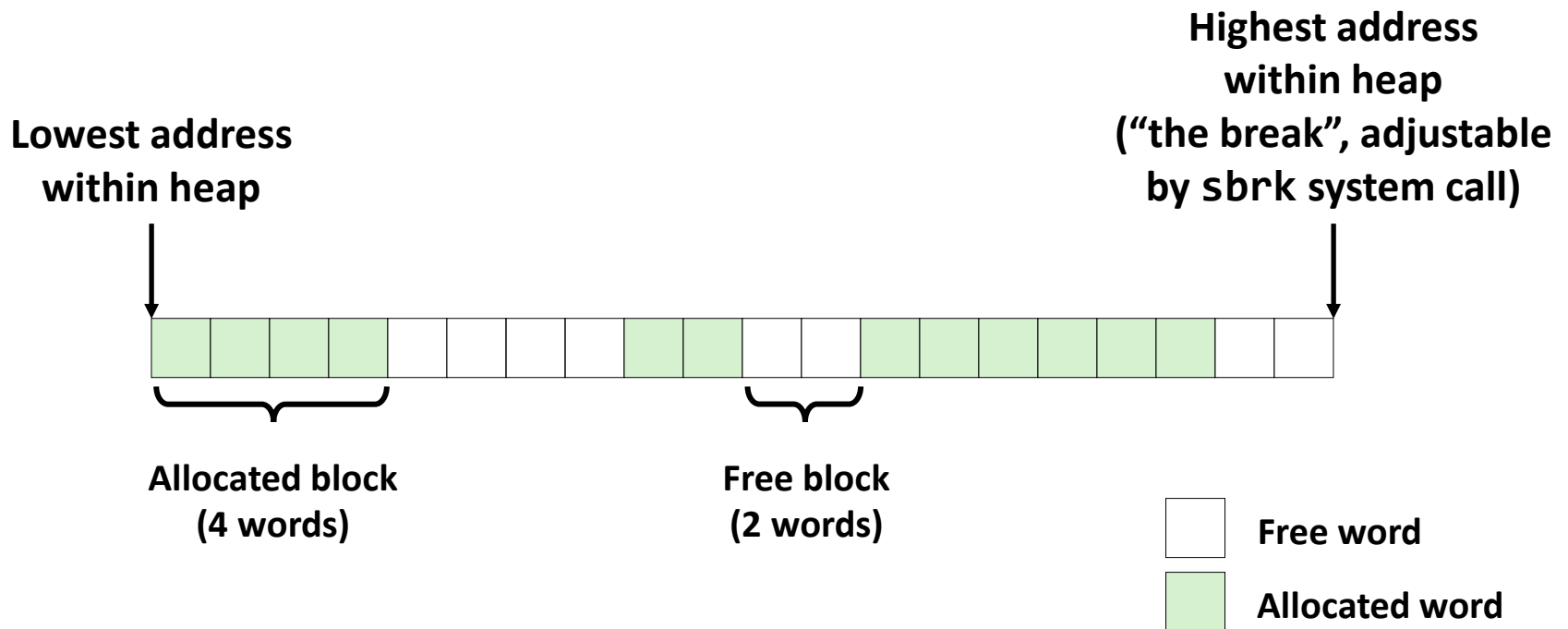
void foo(long n) {
    long i, *p;

    /* Allocate a block of n longs */
    p = (long *) malloc(n * sizeof(long));
    if (p == NULL) {
        perror("malloc");
        exit(0);
    }

    /* Initialize allocated block */
    for (i=0; i<n; i++)
        p[i] = i;
    /* Do something with p */
    . . .
    /* Return allocated block to the heap */
    free(p);
}
```

Heap Visualization Convention

- 1 square = 1 “word” = 8 bytes




Allocation Example (Conceptual)

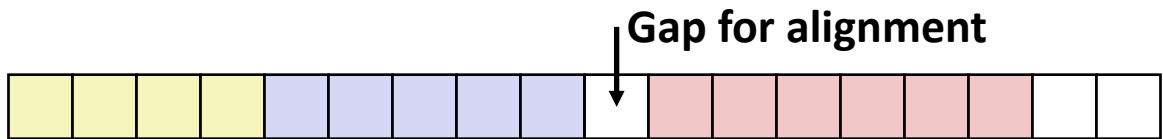
`p1 = malloc(32)`



`p2 = malloc(40)`



`p3 = malloc(48)`



`free(p2)`



`p4 = malloc(16)`



Constraints

■ Applications

- Can issue arbitrary sequence of **malloc** and **free** requests
- **free** request must be to a **malloc**'d block

■ Explicit Allocators

- Can't control number or size of allocated blocks
- Must respond immediately to **malloc** requests
 - *i.e.*, can't reorder or buffer requests
- Must allocate blocks from free memory
 - *i.e.*, can only place allocated blocks in free memory
- Must align blocks so they satisfy all alignment requirements
 - 16-byte (x86-64) alignment on 64-bit systems
- Can manipulate and modify only free memory
- Can't move the allocated blocks once they are **malloc**'d
 - *i.e.*, compaction is not allowed. *Why not?*

Performance Goal: Throughput

- **Given some sequence of `malloc` and `free` requests:**
 - $R_0, R_1, \dots, R_k, \dots, R_{n-1}$
- **Goals: maximize throughput and peak memory utilization**
 - These goals are often conflicting
- **Throughput:**
 - Number of completed requests per unit time
 - Example:
 - 5,000 `malloc` calls and 5,000 `free` calls in 10 seconds
 - Throughput is 1,000 operations/second

Performance Goal: Minimize Overhead

- Given some sequence of `malloc` and `free` requests:
 - $R_0, R_1, \dots, R_k, \dots, R_{n-1}$
- *After k requests we have:*
- **Def: Aggregate payload P_k**
 - `malloc(p)` results in a block with a **payload** of `p` bytes
 - The **aggregate payload** P_k is the sum of currently allocated payloads
 - The **peak aggregate payload** $\max_{i \leq k} P_i$ is the maximum aggregate payload at any point in the sequence up to request
- **Def: Current heap size H_k**
 - Assume heap only *grows* when allocator uses `sbrk`, never shrinks
- **Def: Overhead, O_k**
 - Fraction of heap space *NOT* used for program data
 - $O_k = (H_k / \max_{i \leq k} P_i) - 1.0$

Benchmark Example

■ Benchmark

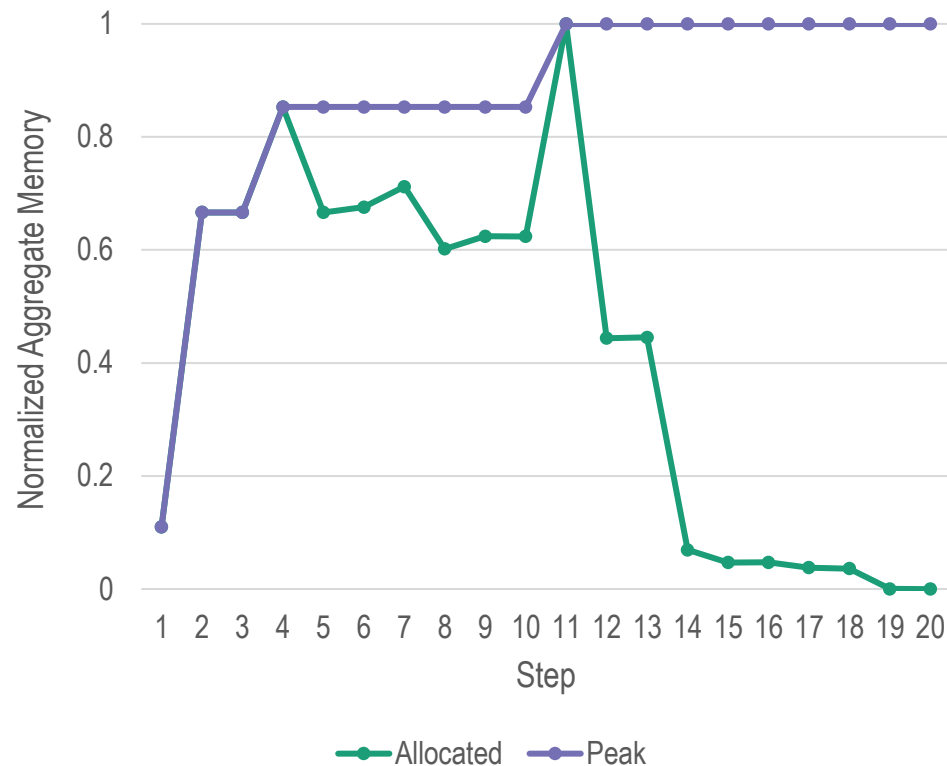
syn-array-short

- Trace provided with malloc lab
- Allocate & free 10 blocks
- a = allocate
- f = free
- Bias toward allocate at beginning & free at end
- Blocks number 1–10
- Allocated: Sum of all allocated amounts
- Peak: Max so far of Allocated

| Step | Command | Delta | Allocated | Peak |
|------|-----------|--------|-----------|-------|
| 1 | a 0 9904 | 9904 | 9904 | 9904 |
| 2 | a 1 50084 | 50084 | 59988 | 59988 |
| 3 | a 2 20 | 20 | 60008 | 60008 |
| 4 | a 3 16784 | 16784 | 76792 | 76792 |
| 5 | f 3 | -16784 | 60008 | 76792 |
| 6 | a 4 840 | 840 | 60848 | 76792 |
| 7 | a 5 3244 | 3244 | 64092 | 76792 |
| 8 | f 0 | -9904 | 54188 | 76792 |
| 9 | a 6 2012 | 2012 | 56200 | 76792 |
| 10 | f 2 | -20 | 56180 | 76792 |
| 11 | a 7 33856 | 33856 | 90036 | 90036 |
| 12 | f 1 | -50084 | 39952 | 90036 |
| 13 | a 8 136 | 136 | 40088 | 90036 |
| 14 | f 7 | -33856 | 6232 | 90036 |
| 15 | f 6 | -2012 | 4220 | 90036 |
| 16 | a 9 20 | 20 | 4240 | 90036 |
| 17 | f 4 | -840 | 3400 | 90036 |
| 18 | f 8 | -136 | 3264 | 90036 |
| 19 | f 5 | -3244 | 20 | 90036 |
| 20 | f 9 | -20 | 0 | 90036 |

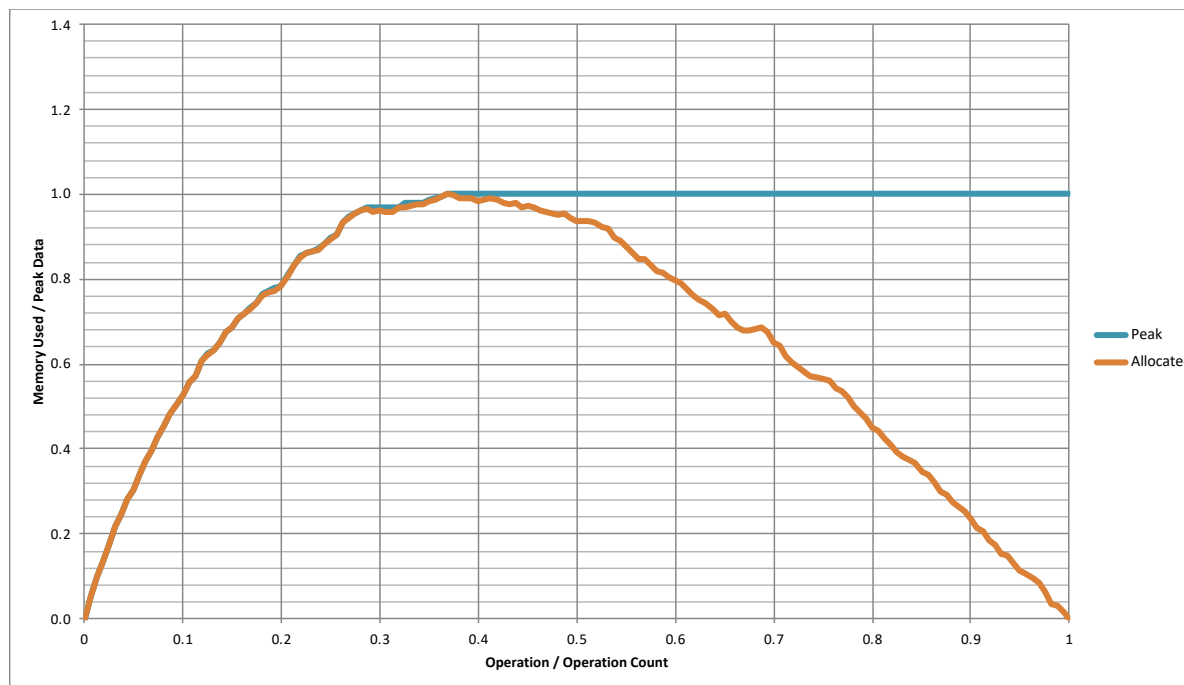
Benchmark Visualization

| Step | Command | Delta | Allocated | Peak |
|------|-----------|--------|-----------|-------|
| 1 | a 0 9904 | 9904 | 9904 | 9904 |
| 2 | a 1 50084 | 50084 | 59988 | 59988 |
| 3 | a 2 20 | 20 | 60008 | 60008 |
| 4 | a 3 16784 | 16784 | 76792 | 76792 |
| 5 | f 3 | -16784 | 60008 | 76792 |
| 6 | a 4 840 | 840 | 60848 | 76792 |
| 7 | a 5 3244 | 3244 | 64092 | 76792 |
| 8 | f 0 | -9904 | 54188 | 76792 |
| 9 | a 6 2012 | 2012 | 56200 | 76792 |
| 10 | f 2 | -20 | 56180 | 76792 |
| 11 | a 7 33856 | 33856 | 90036 | 90036 |
| 12 | f 1 | -50084 | 39952 | 90036 |
| 13 | a 8 136 | 136 | 40088 | 90036 |
| 14 | f 7 | -33856 | 6232 | 90036 |
| 15 | f 6 | -2012 | 4220 | 90036 |
| 16 | a 9 20 | 20 | 4240 | 90036 |
| 17 | f 4 | -840 | 3400 | 90036 |
| 18 | f 8 | -136 | 3264 | 90036 |
| 19 | f 5 | -3244 | 20 | 90036 |
| 20 | f 9 | -20 | 0 | 90036 |



- Plot P_k (allocated) and $\max_{i \leq k} P_k$ (peak) as a function of k (step)
- Y-axis normalized — fraction of maximum

Typical Benchmark Behavior



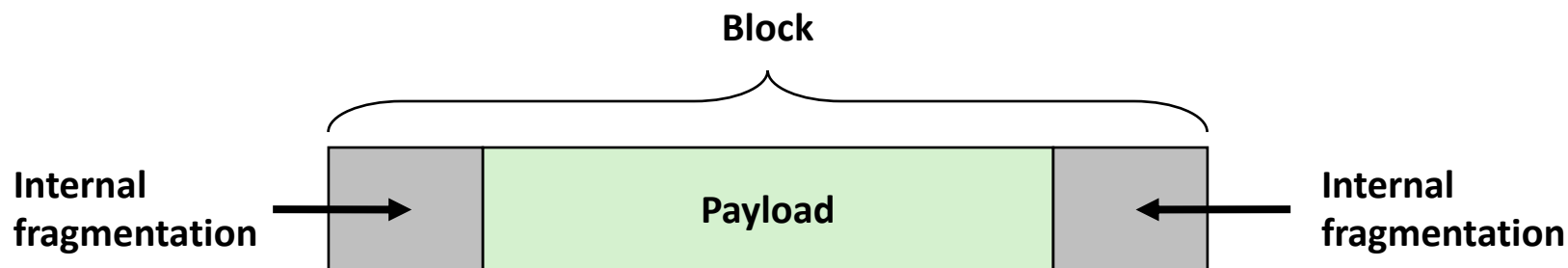
- **Longer sequence of mallocs & frees (40,000 blocks)**
 - Starts with all mallocs, and shifts toward all frees
- **Allocator must manage space efficiently the whole time**
- **Production allocators can shrink the heap**

Fragmentation

- Poor memory utilization caused by *fragmentation*
 - *Internal* fragmentation
 - *External* fragmentation

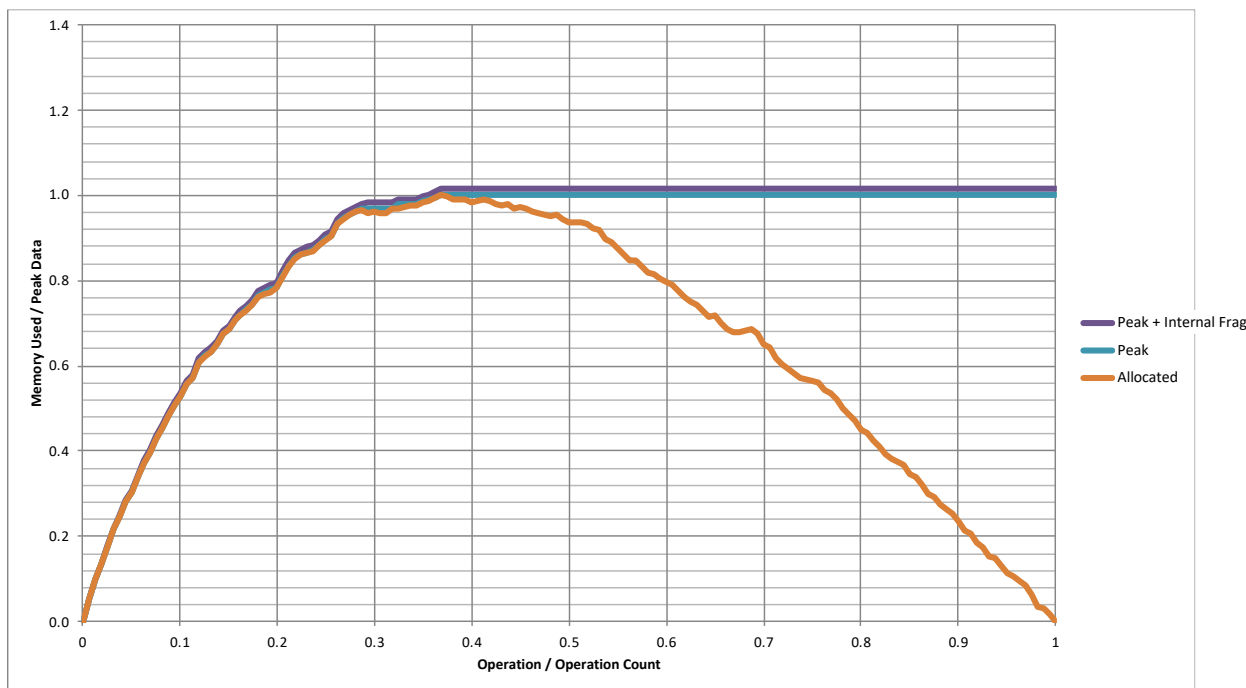
Internal Fragmentation

- For a given block, *internal fragmentation* occurs if payload is smaller than block size



- **Caused by**
 - Overhead of maintaining heap data structures
 - Padding for alignment purposes
 - Explicit policy decisions (e.g., to return a big block to satisfy a small request)
- **Depends only on the pattern of *previous* requests**
 - Thus, easy to measure

Internal Fragmentation Effect



- **Purple line: additional heap size due to allocator's data + padding for alignment**
 - For this benchmark, 1.5% overhead
 - Cannot achieve in practice
 - Especially since cannot move allocated blocks

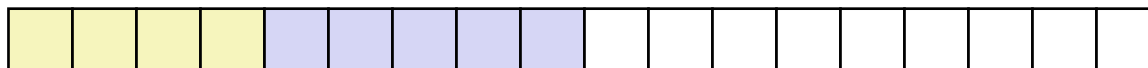
External Fragmentation

- Occurs when there is enough aggregate heap memory, but no single free block is large enough

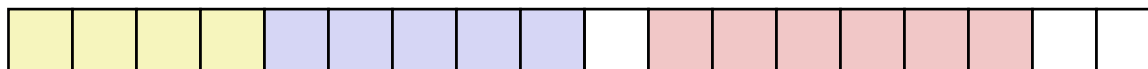
`p1 = malloc(32)`



`p2 = malloc(40)`



`p3 = malloc(48)`



`free(p2)`

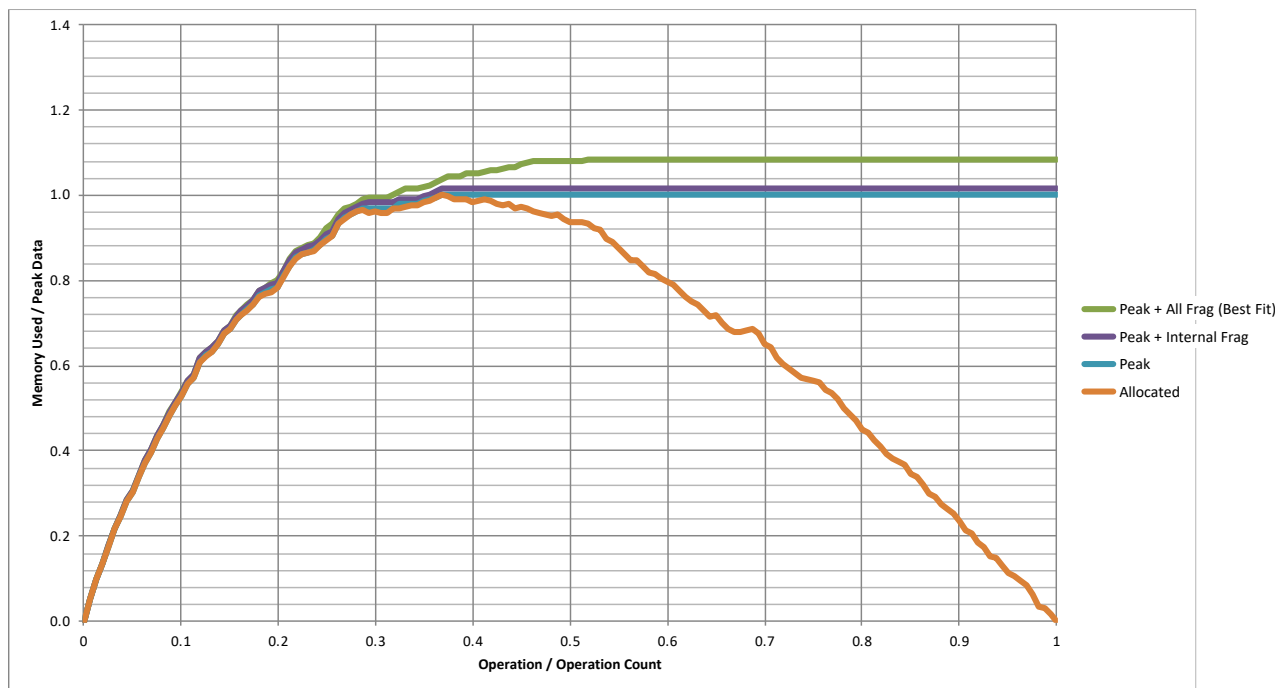


`p4 = malloc(64)`

Yikes! (what would happen now?)

- Depends on the pattern of future requests
 - Thus, difficult to measure

External Fragmentation Effect



- **Green line: additional heap size due to external fragmentation**
- **Best Fit: One allocation strategy**
 - (To be discussed later)
 - Total overhead = 8.3% on this benchmark

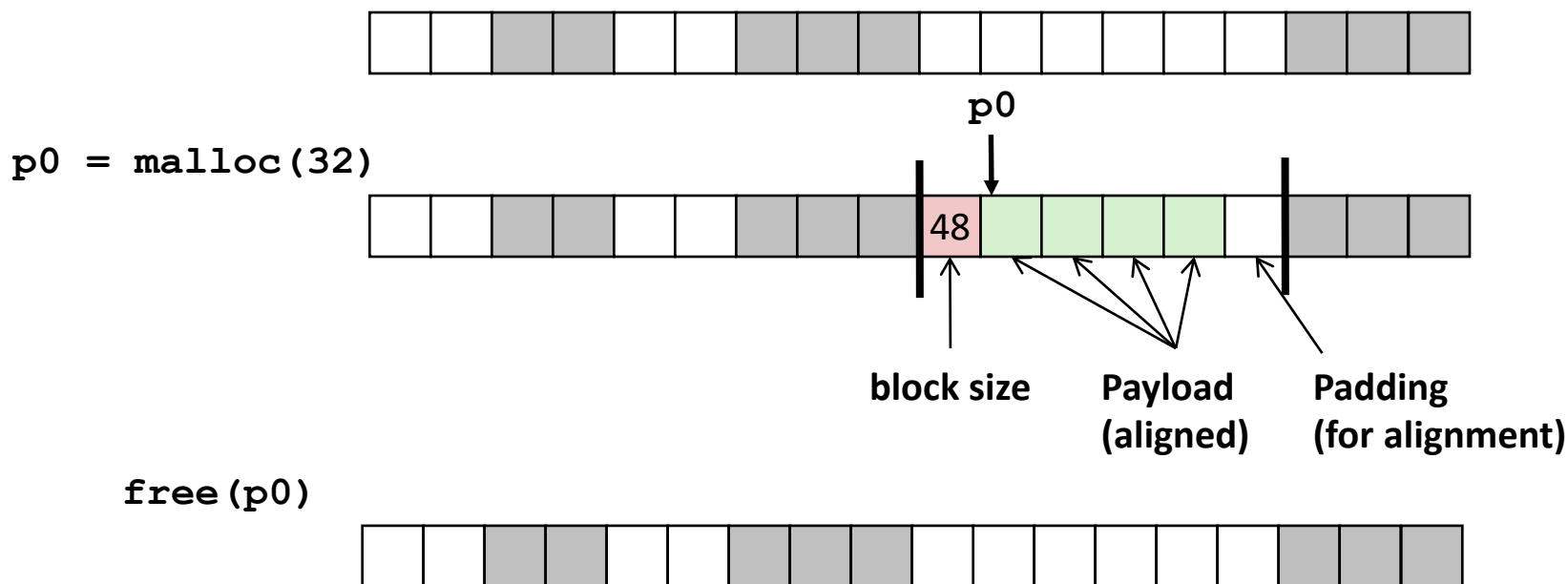
Implementation Issues

- **How do we know how much memory to free given just a pointer?**
- **How do we keep track of the free blocks?**
- **What do we do with the extra space when allocating a structure that is smaller than the free block it is placed in?**
- **How do we pick a block to use for allocation -- many might fit?**
- **How do we reuse a block that has been freed?**

Knowing How Much to Free

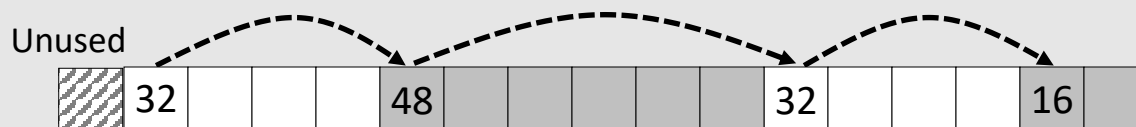
■ Standard method

- Keep the length (in bytes) of a block in the word *preceding* the block.
 - Including the header
 - This word is often called the *header field* or *header*
- Requires an extra word for every allocated block



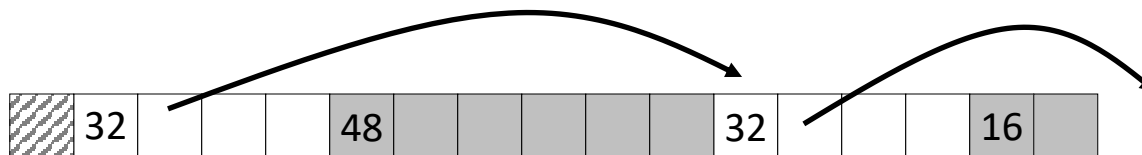
Keeping Track of Free Blocks

- Method 1: *Implicit list* using length—links all blocks



Need to tag each block as allocated/free

- Method 2: *Explicit list* among the free blocks using pointers



Need space for pointers

- Method 3: *Segregated free list*

- Different free lists for different size classes

- Method 4: *Blocks sorted by size*

- Can use a balanced tree (e.g., Red-Black tree) with pointers within each free block, and the length used as a key

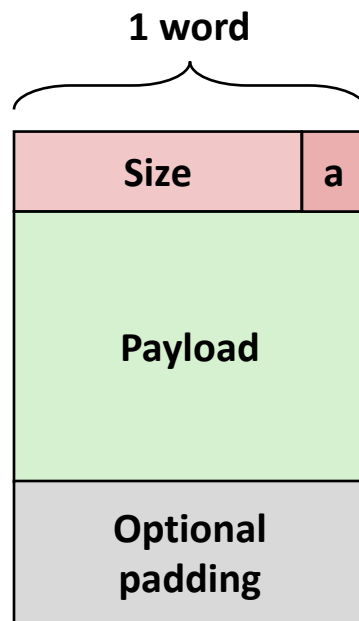
Today

- Basic concepts
- **Implicit free lists**

Method 1: Implicit Free List

- **For each block we need both size and allocation status**
 - Could store this information in two words: wasteful!
- **Standard trick**
 - When blocks are aligned, some low-order address bits are always 0
 - Instead of storing an always-0 bit, use it as an allocated/free flag
 - When reading the Size word, must mask out this bit

*Format of
allocated and
free blocks*



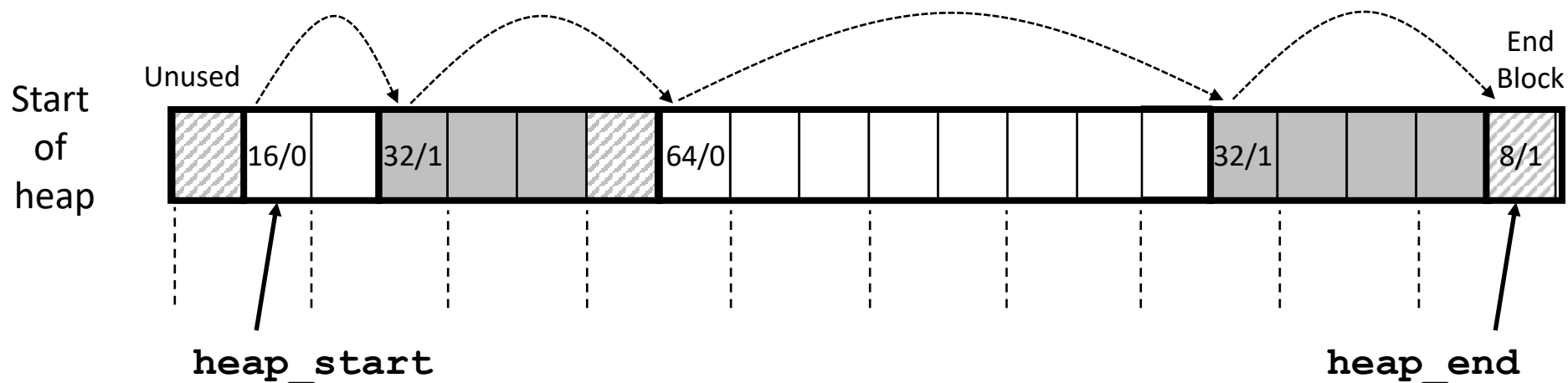
a = 1: Allocated block

a = 0: Free block

Size: total block size

**Payload: application data
(allocated blocks only)**

Detailed Implicit Free List Example



⋮ Double-word
aligned

Allocated blocks: shaded

Free blocks: unshaded

Headers: labeled with “size in words/allocated bit”

Headers are at non-aligned positions

➔ Payloads are aligned

Implicit List: Data Structures



■ Block declaration

```
typedef uint64_t word_t;
```

```
typedef struct block
{
    word_t header;
    unsigned char payload[0];           // Zero length array
} block_t;
```

■ Getting payload from block pointer // block_t *block

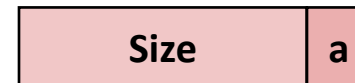
```
return (void *) (block->payload);
```

■ Getting header from payload // bp points to a payload

```
return (block_t *) ((unsigned char *) bp
    - offsetof(block_t, payload));
```

C function `offsetof(struct, member)` returns offset of member within struct

Implicit List: Header access



- Getting allocated bit from header

```
return header & 0x1;
```

- Getting size from header

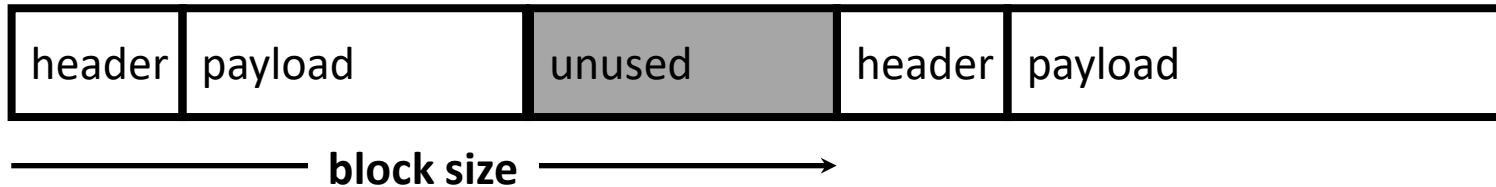
```
return header & ~0xfL;
```

- Initializing header

```
// block_t *block
```

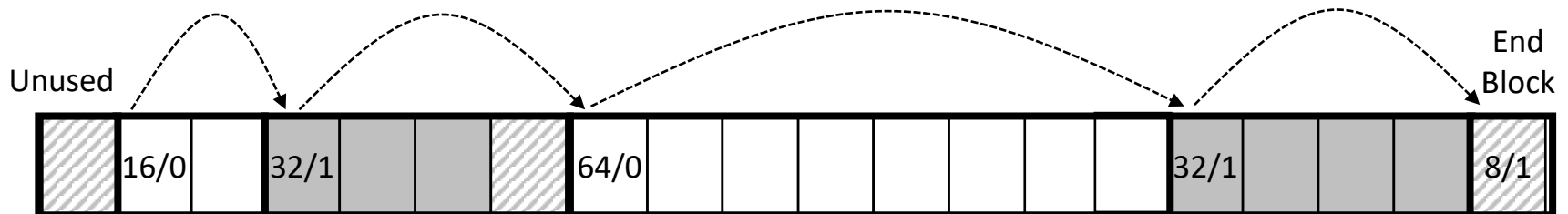
```
block->header = size | alloc;
```

Implicit List: Traversing list



■ Find next block

```
static block_t *find_next(block_t *block)
{
    return (block_t *) ((unsigned char *) block
        + get_size(block));
}
```

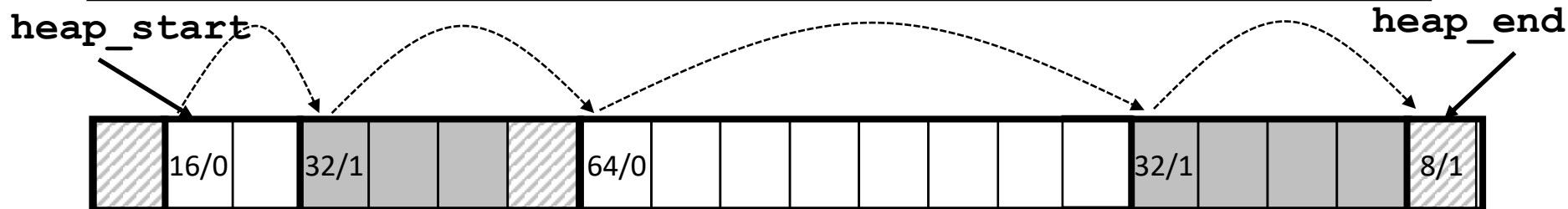


Implicit List: Finding a Free Block

■ *First fit:*

- Search list from beginning, choose *first* free block that fits:
- Finding space for **asize** bytes (including header):

```
static block_t *find_fit(size_t asize)
{
    block_t *block;
    for (block = heap_start; block != heap_end;
         block = find_next(block)) {
        {
            if (!(get_alloc(block))
                && (asize <= get_size(block)))
                return block;
        }
    }
    return NULL; // No fit found
}
```



Implicit List: Finding a Free Block

■ *First fit:*

- Search list from beginning, choose *first* free block that fits:
- Can take linear time in total number of blocks (allocated and free)
- In practice it can cause “splinters” at beginning of list

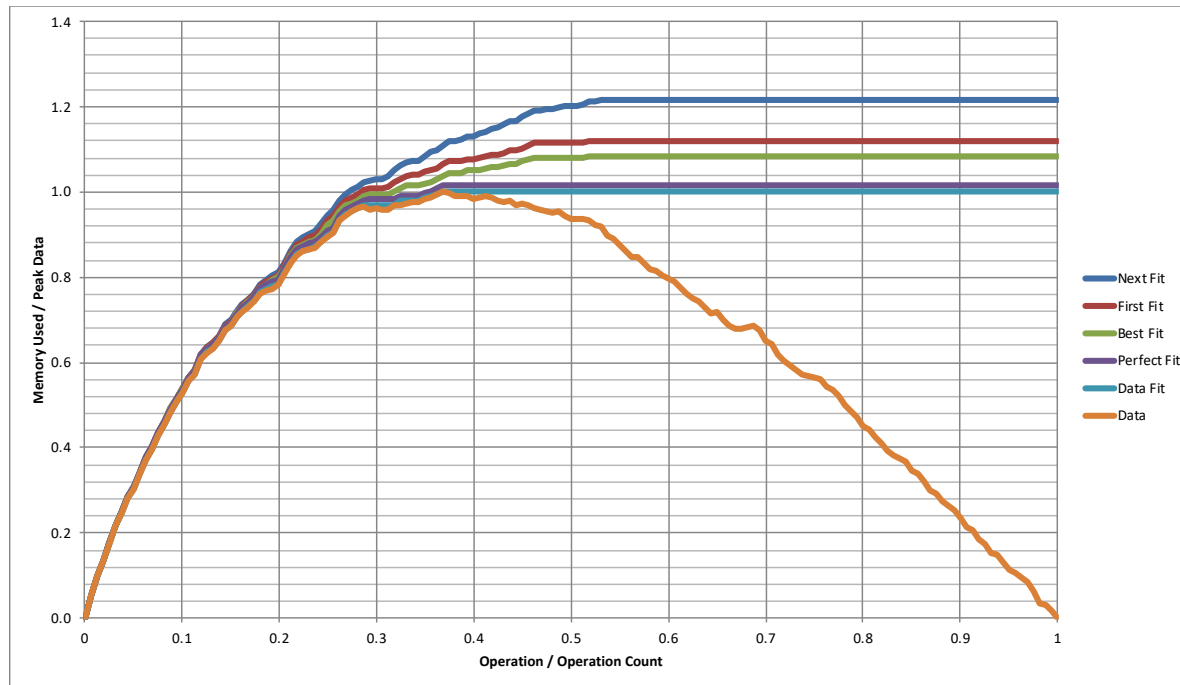
■ *Next fit:*

- Like first fit, but search list starting where previous search finished
- Should often be faster than first fit: avoids re-scanning unhelpful blocks
- Some research suggests that fragmentation is worse

■ *Best fit:*

- Search the list, choose the *best* free block: fits, with fewest bytes left over
- Keeps fragments small—usually improves memory utilization
- Will typically run slower than first fit
- Still a greedy algorithm. No guarantee of optimality

Comparing Strategies



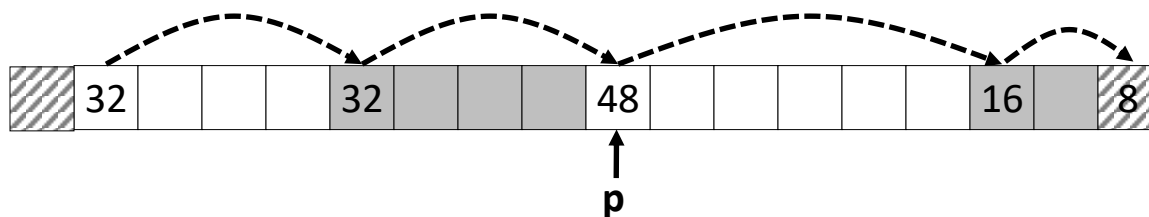
■ Total Overheads (for this benchmark)

- Perfect Fit: 1.6%
- Best Fit: 8.3%
- First Fit: 11.9%
- Next Fit: 21.6%

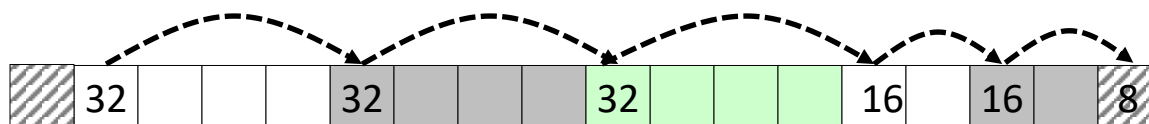
Implicit List: Allocating in Free Block

■ Allocating in a free block: *splitting*

- Since allocated space might be smaller than free space, we might want to split the block

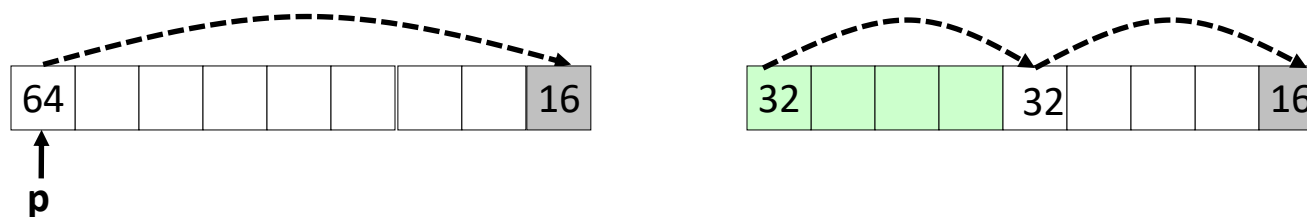


`split_block(p, 32)`



Implicit List: Splitting Free Block

```
split_block(p, 32)
```



```
// Warning: This code is incomplete
```

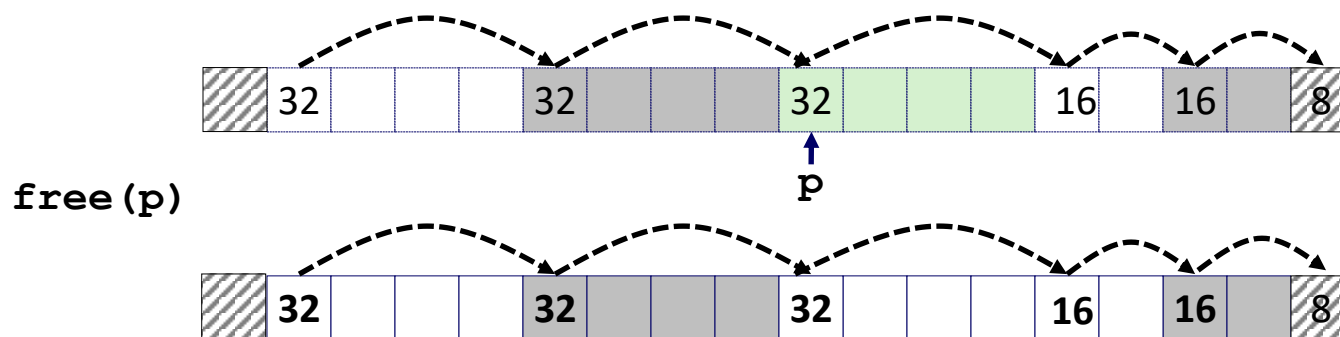
```
static void split_block(block_t *block, size_t asize) {
    size_t block_size = get_size(block);

    if ((block_size - asize) >= min_block_size) {
        write_header(block, asize, true);
        block_t *block_next = find_next(block);
        write_header(block_next, block_size - asize, false);
    }
}
```

Implicit List: Freeing a Block

■ Simplest implementation:

- Need only clear the “allocated” flag
- But can lead to “false fragmentation”



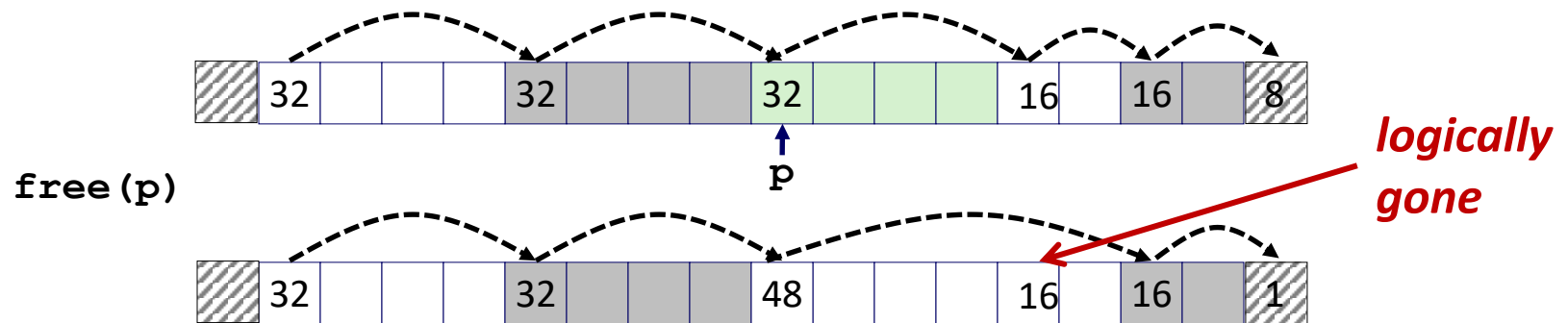
`malloc(5*SIZ)`

Yikes!

There is enough contiguous free space, but the allocator won't be able to find it

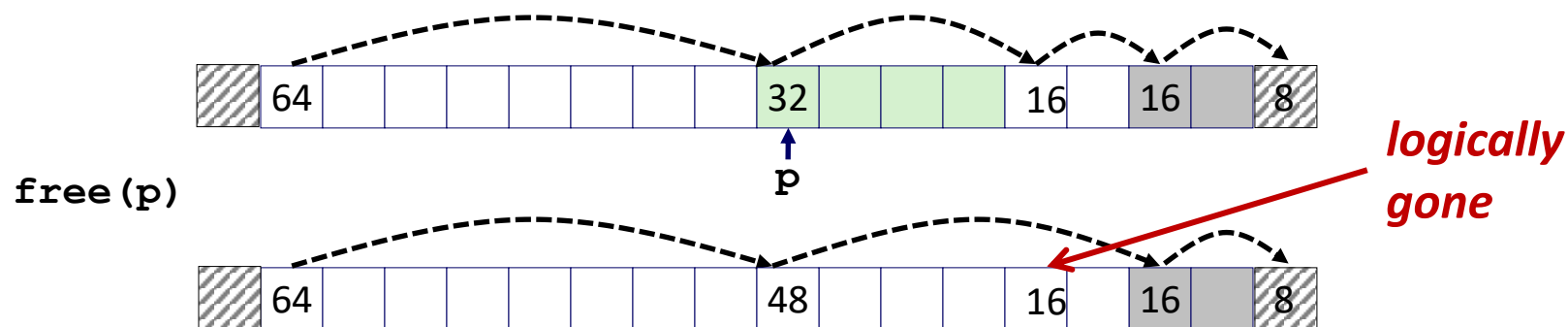
Implicit List: Coalescing

- Join (*coalesce*) with next/previous blocks, if they are free
 - Coalescing with next block



Implicit List: Coalescing

- Join (*coalesce*) with next block, if it is free
 - Coalescing with next block

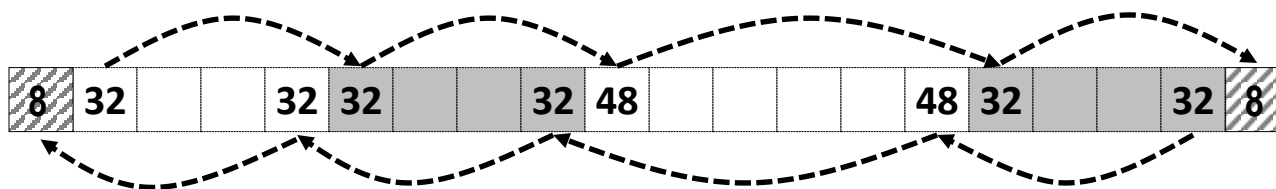


- How do we coalesce with *previous* block?
 - How do we know where it starts?
 - How can we determine whether its allocated?

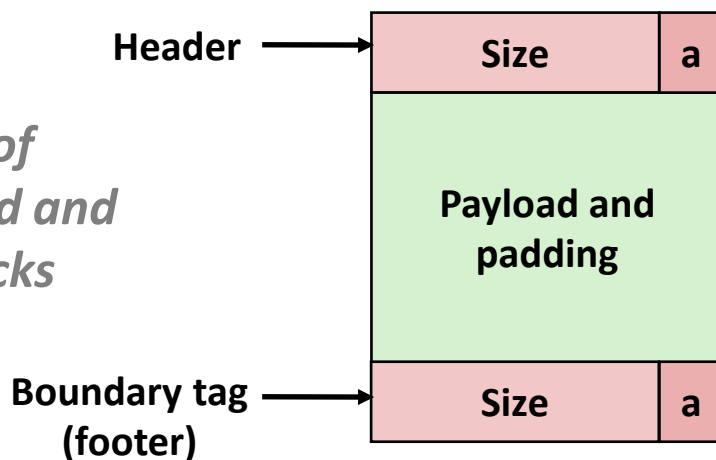
Implicit List: Bidirectional Coalescing

■ *Boundary tags* [Knuth73]

- Replicate size/allocated word at “bottom” (end) of free blocks
- Allows us to traverse the “list” backwards, but requires extra space
- Important and general technique!



*Format of
allocated and
free blocks*



a = 1: Allocated block
a = 0: Free block

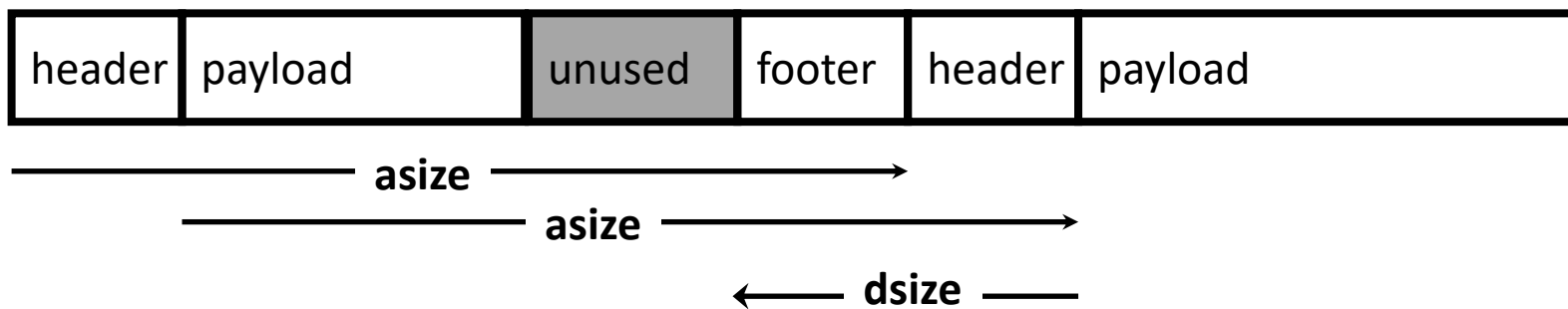
Size: Total block size

Payload: Application data
(allocated blocks only)

Quiz

<https://canvas.cmu.edu/courses/30386/quizzes>

Implementation with Footers



■ Locating footer of current block

```
const size_t dsize = 2*sizeof(word_t);

static word_t *header_to_footer(block_t *block)
{
    size_t asize = get_size(block);
    return (word_t *) (block->payload + asize - dsize);
}
```

Implementation with Footers

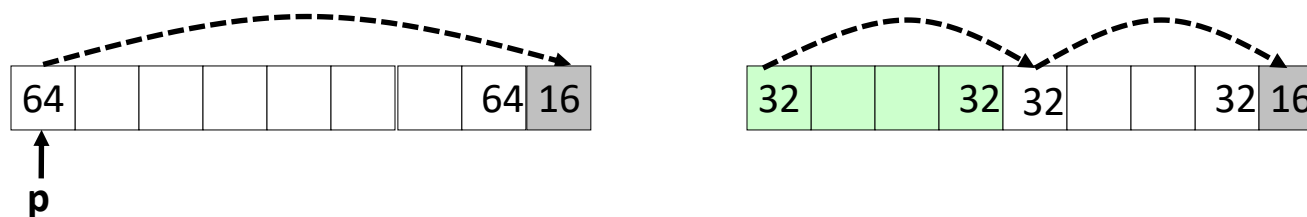


■ Locating footer of previous block

```
static word_t *find_prev_footer(block_t *block)
{
    return &(block->header) - 1;
}
```


Splitting Free Block: Full Version

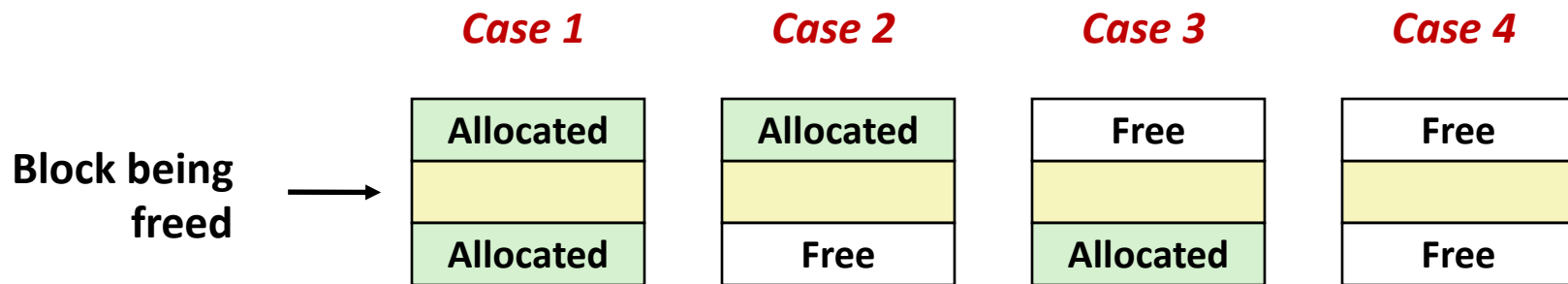
```
split_block(p, 32)
```



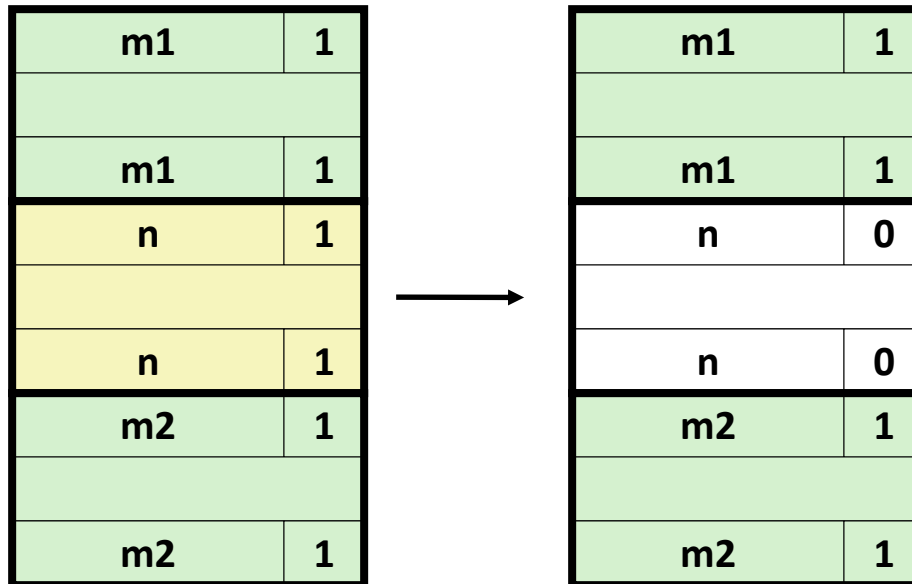
```
static void split_block(block_t *block, size_t asize) {
    size_t block_size = get_size(block);

    if ((block_size - asize) >= min_block_size) {
        write_header(block, asize, true);
        write_footer(block, asize, true);
        block_t *block_next = find_next(block);
        write_header(block_next, block_size - asize, false);
        write_footer(block_next, block_size - asize, false);
    }
}
```

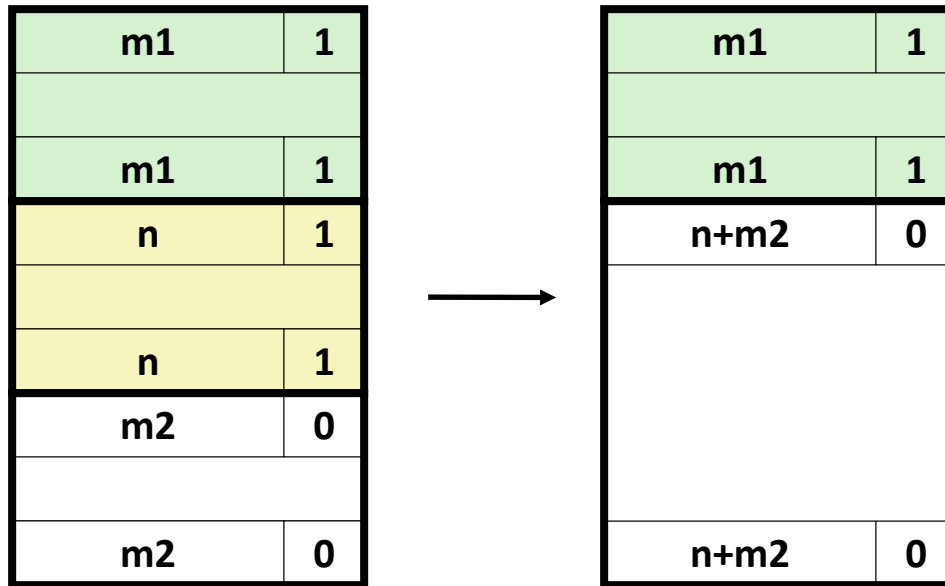
Constant Time Coalescing



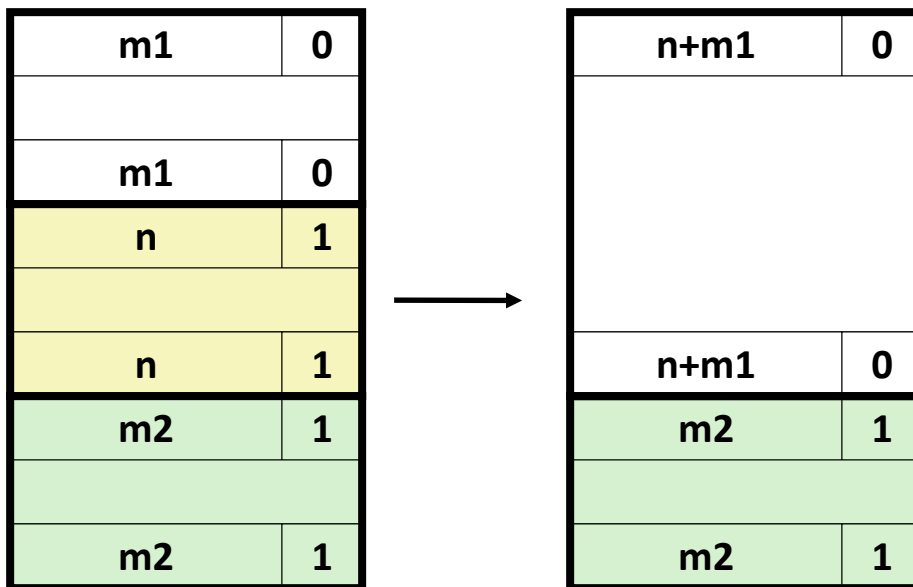
Constant Time Coalescing (Case 1)



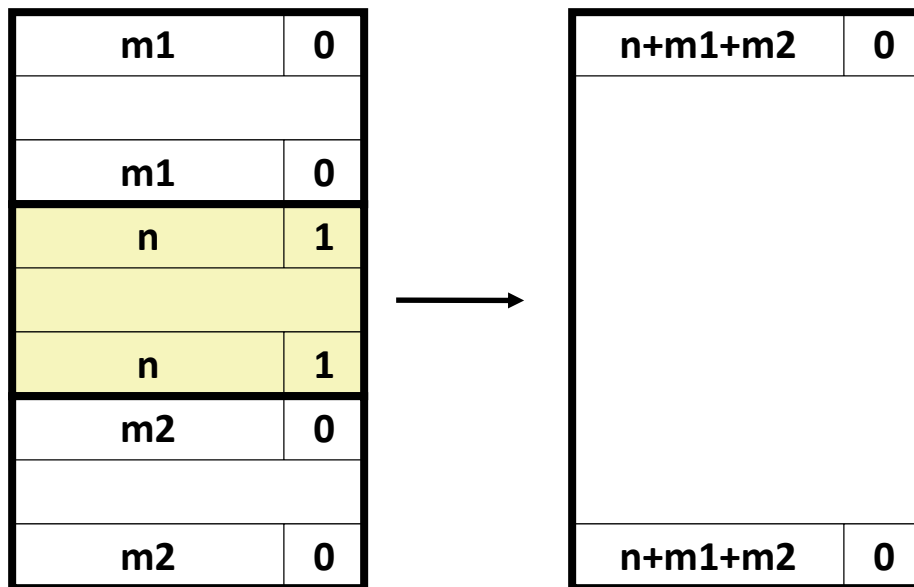
Constant Time Coalescing (Case 2)



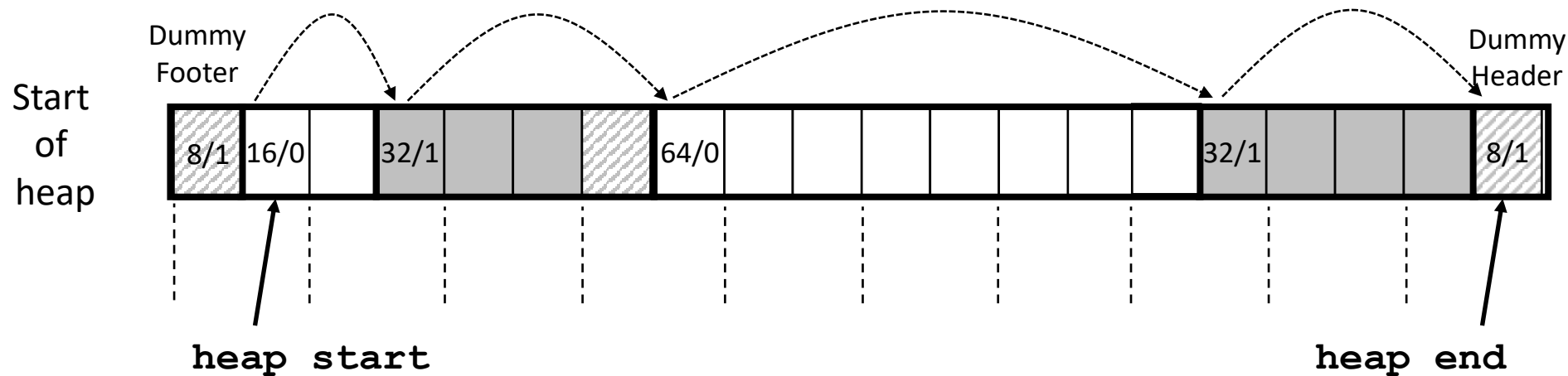
Constant Time Coalescing (Case 3)



Constant Time Coalescing (Case 4)



Heap Structure



■ Dummy footer before first header

- Marked as allocated
- Prevents accidental coalescing when freeing first block

■ Dummy header after last footer

- Prevents accidental coalescing when freeing final block

Top-Level Malloc Code

```
const size_t dsize = 2*sizeof(word_t);

void *mm_malloc(size_t size)
{
    size_t asize = round_up(size + dsize, dsize);

    block_t *block = find_fit(asize);

    if (block == NULL)
        return NULL;

    size_t block_size = get_size(block);
    write_header(block, block_size, true);
    write_footer(block, block_size, true);

    split_block(block, asize);

    return header_to_payload(block);
}
```

$$\begin{aligned} \text{round_up}(n, m) \\ &= \\ m * ((n+m-1) / m) \end{aligned}$$

Top-Level Free Code

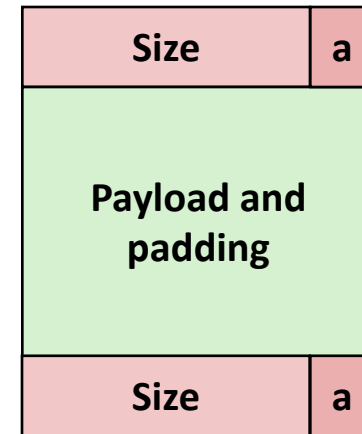
```
void mm_free(void *bp)
{
    block_t *block = payload_to_header(bp);
    size_t size = get_size(block);

    write_header(block, size, false);
    write_footer(block, size, false);

    coalesce_block(block);
}
```

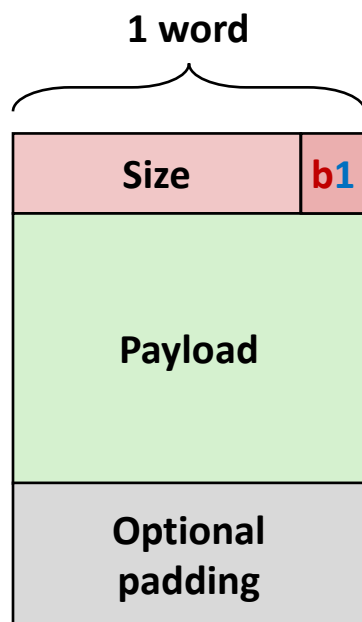
Disadvantages of Boundary Tags

- Internal fragmentation
- Can it be optimized?
 - Which blocks need the footer tag?
 - What does that mean?



No Boundary Tag for Allocated Blocks

- Boundary tag needed only for free blocks
- When sizes are multiples of 16, have 4 spare bits

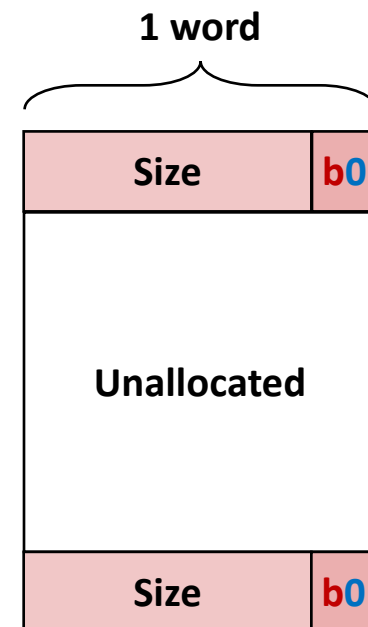


**Allocated
Block**

a = 1: Allocated block
a = 0: Free block
b = 1: Previous block is allocated
b = 0: Previous block is free

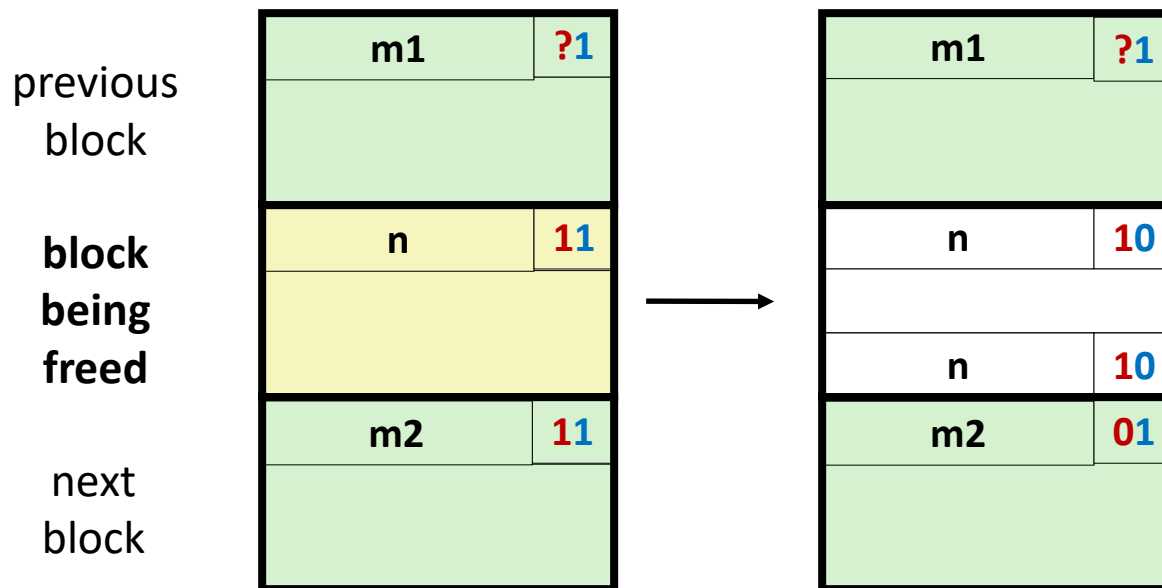
Size: block size

Payload: application data



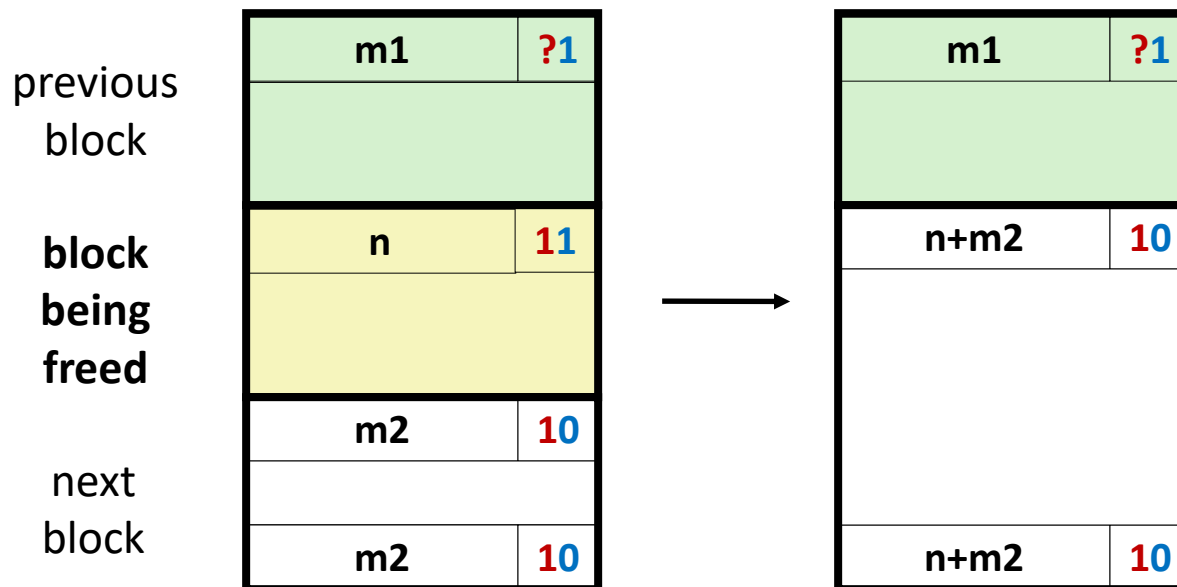
**Free
Block**

No Boundary Tag for Allocated Blocks (Case 1)



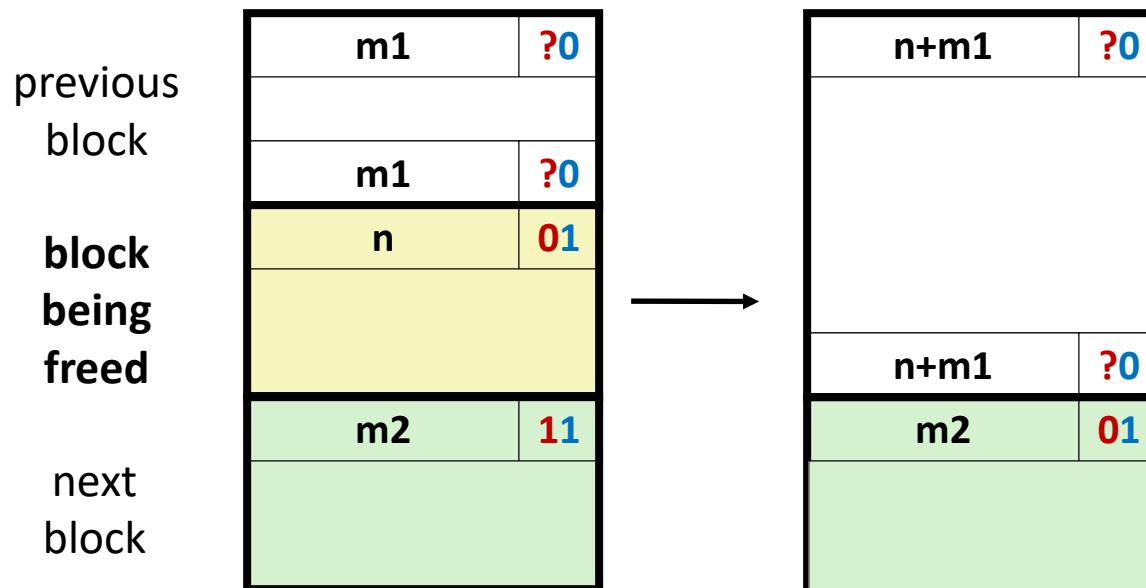
Header: Use 2 bits (address bits always zero due to alignment):
(previous block allocated)<<1 | **(current block allocated)**

No Boundary Tag for Allocated Blocks (Case 2)



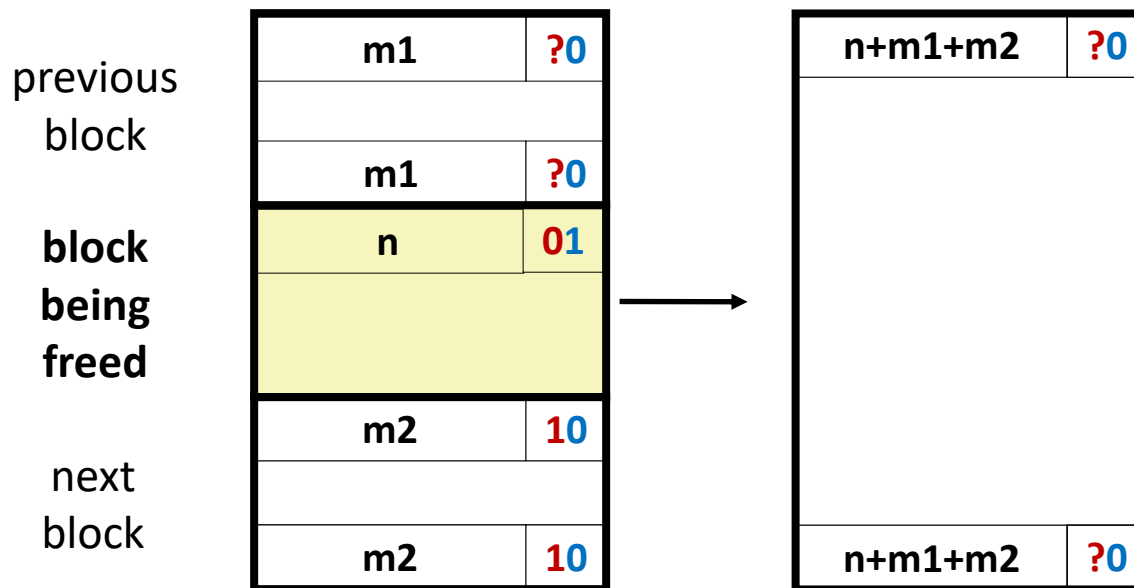
Header: Use 2 bits (address bits always zero due to alignment):
 (previous block allocated) << 1 | (current block allocated)

No Boundary Tag for Allocated Blocks (Case 3)



Header: Use 2 bits (address bits always zero due to alignment):
 (previous block allocated) << 1 | (current block allocated)

No Boundary Tag for Allocated Blocks (Case 4)



Header: Use 2 bits (address bits always zero due to alignment):
(previous block allocated) $\ll 1$ | **(current block allocated)**

Summary of Key Allocator Policies

■ Placement policy:

- First-fit, next-fit, best-fit, etc.
- Trades off lower throughput for less fragmentation
- *Interesting observation:* segregated free lists (next lecture) approximate a best fit placement policy without having to search entire free list

■ Splitting policy:

- When do we go ahead and split free blocks?
- How much internal fragmentation are we willing to tolerate?

■ Coalescing policy:

- *Immediate coalescing:* coalesce each time **free** is called
- *Deferred coalescing:* try to improve performance of **free** by deferring coalescing until needed.

Implicit Lists: Summary

- **Implementation: very simple**
- **Allocate cost:**
 - linear time worst case
- **Free cost:**
 - constant time worst case
 - even with coalescing
- **Memory Overhead**
 - will depend on placement policy
 - First-fit, next-fit or best-fit
- **Not used in practice for `malloc/free` because of linear-time allocation**
 - used in many special purpose applications
- **However, the concepts of splitting and boundary tag coalescing are general to *all* allocators**