

Synchronization: Basics

15-213/14-513/15-513: Introduction to Computer Systems
24th Lecture, November 29, 2022

Instructors:

Dave Andersen (15-213)

Zack Weinberg (15-213)

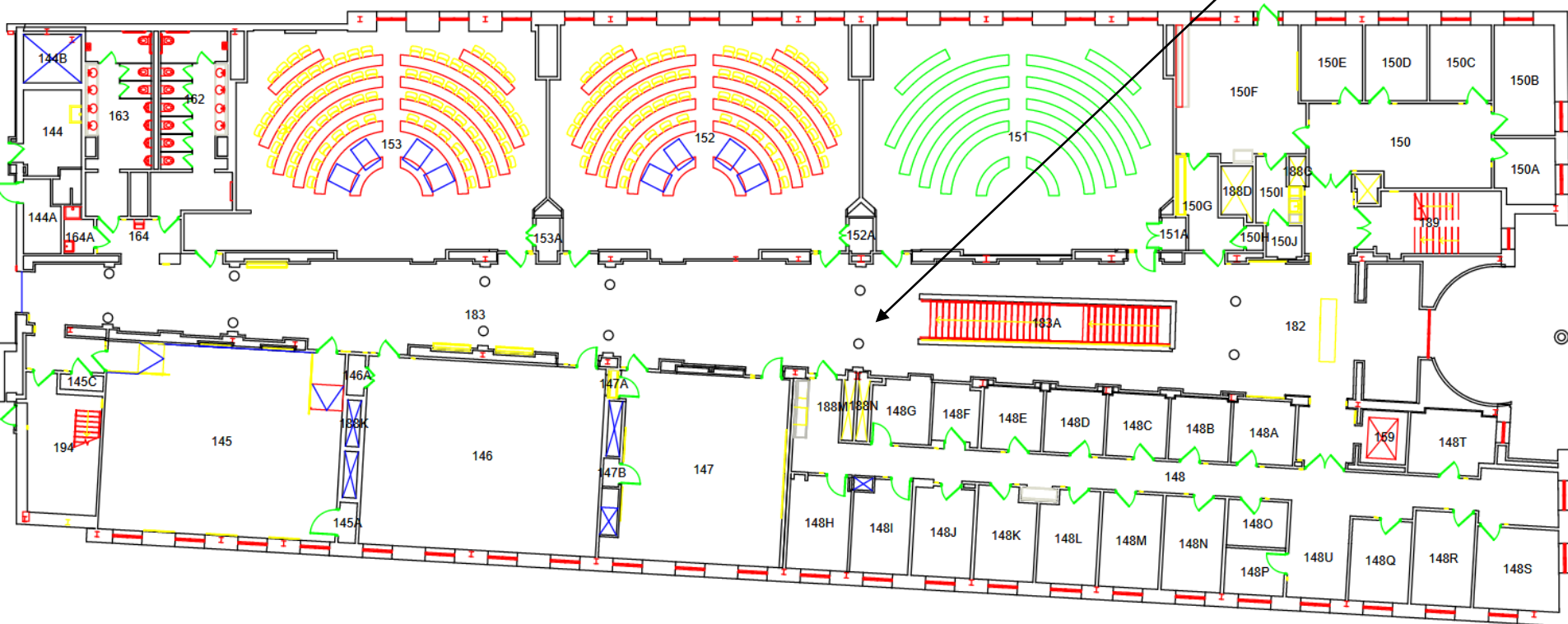
Brian Railing (15-513)

David Varodayan (14-513)

Final Exam Logistics

- Friday, 16 December, 5:30–8:30pm (Pgh time)
- Go to Posner Hall first floor main corridor
- We will meet you and direct you to rooms

Meet TAs
here



More Final Exam Logistics

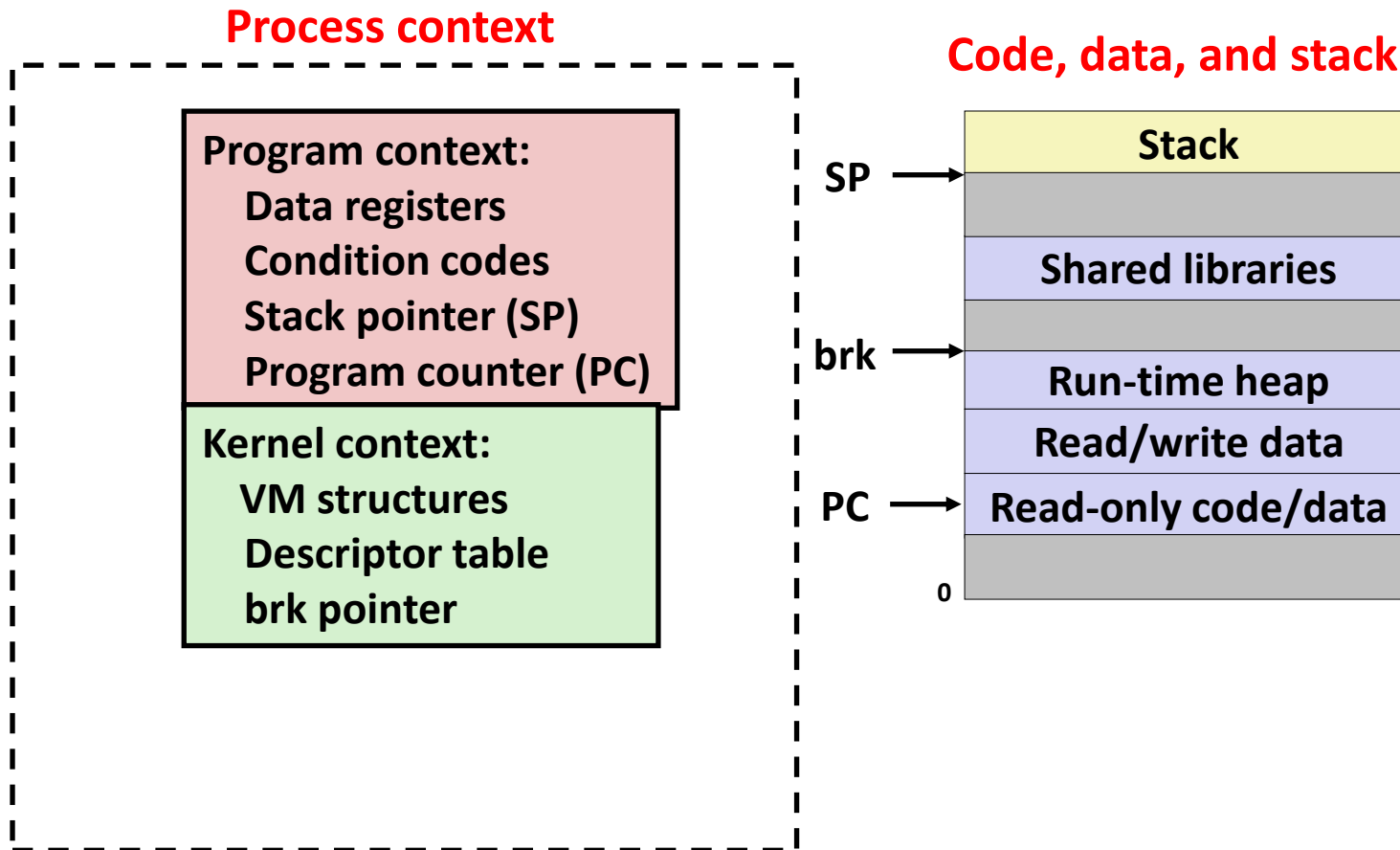
- **Make-up final exam session Monday 19 December**
 - Location and time TBD
- **Final exam review session: not yet scheduled**
- **If you have disability accommodations**
 - Make sure they're on file with the disabilities office
 - Also fill out the form below
 - You will take the exam at the Disability Resources Testing Center (5136 Margaret Morrison Street); do not go to Posner
- **Need any sort of adjustment to exam logistics?**
 - <https://forms.gle/UVutWayszmxM89JP9>
- **More details:**
 - <https://piazza.com/class/l6ff8gpm6nt247/post/1950>
 - <https://www.cs.cmu.edu/~213/exams.html>

Today

- **Threads review**
- **Sharing and Data Races**
- **Fixing Data Races**
 - Mutexes
 - Semaphores
 - Atomic memory operations

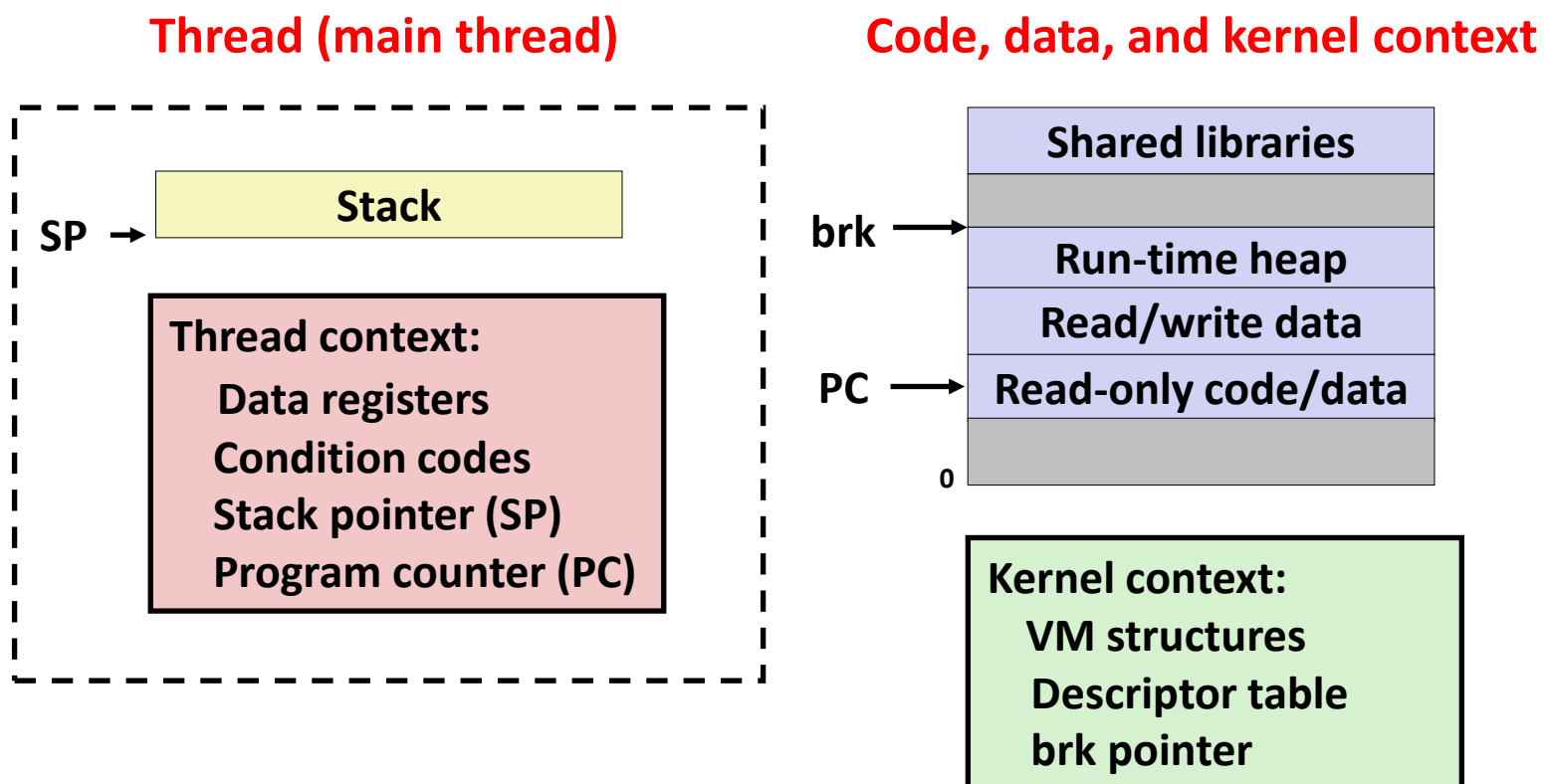
Traditional View of a Process

- Process = process context + code, data, and stack



Alternate View of a Process

- Process = thread + (code, data, and kernel context)



A Process With Multiple Threads

- **Multiple threads can be associated with a process**
 - Each thread has its own logical control flow
 - Each thread shares the same code, data, and kernel context
 - Each thread has its own stack for local variables
 - but not protected from other threads
 - Each thread has its own thread id (TID)

Thread 1 (main thread) Thread 2 (peer thread)

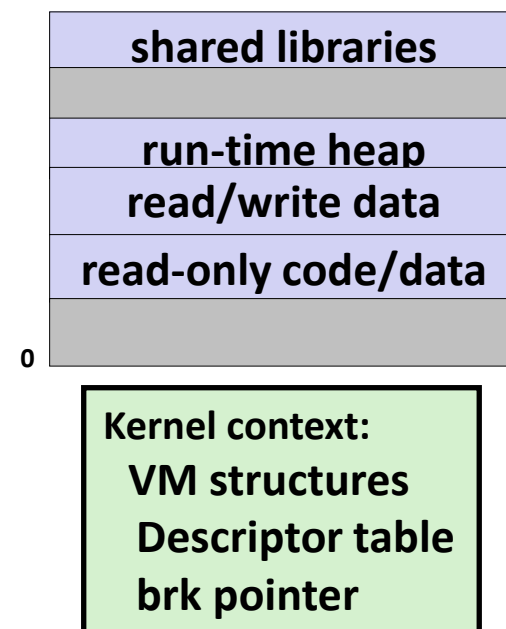
stack 1

stack 2

Thread 1 context:
 Data registers
 Condition codes
 SP_1
 PC_1

Thread 2 context:
 Data registers
 Condition codes
 SP_2
 PC_2

Shared code and data



Don't let picture confuse you!

Thread 1 (main thread) Thread 2 (peer thread)

stack 1

stack 2

Thread 1 context:
Data registers
Condition codes
 SP_1
 PC_1

Thread 2 context:
Data registers
Condition codes
 SP_2
 PC_2

Shared code and data

shared libraries

run-time heap

read/write data

read-only code/data

0

Kernel context:
VM structures
Descriptor table
brk pointer

Memory is shared between all threads

Today

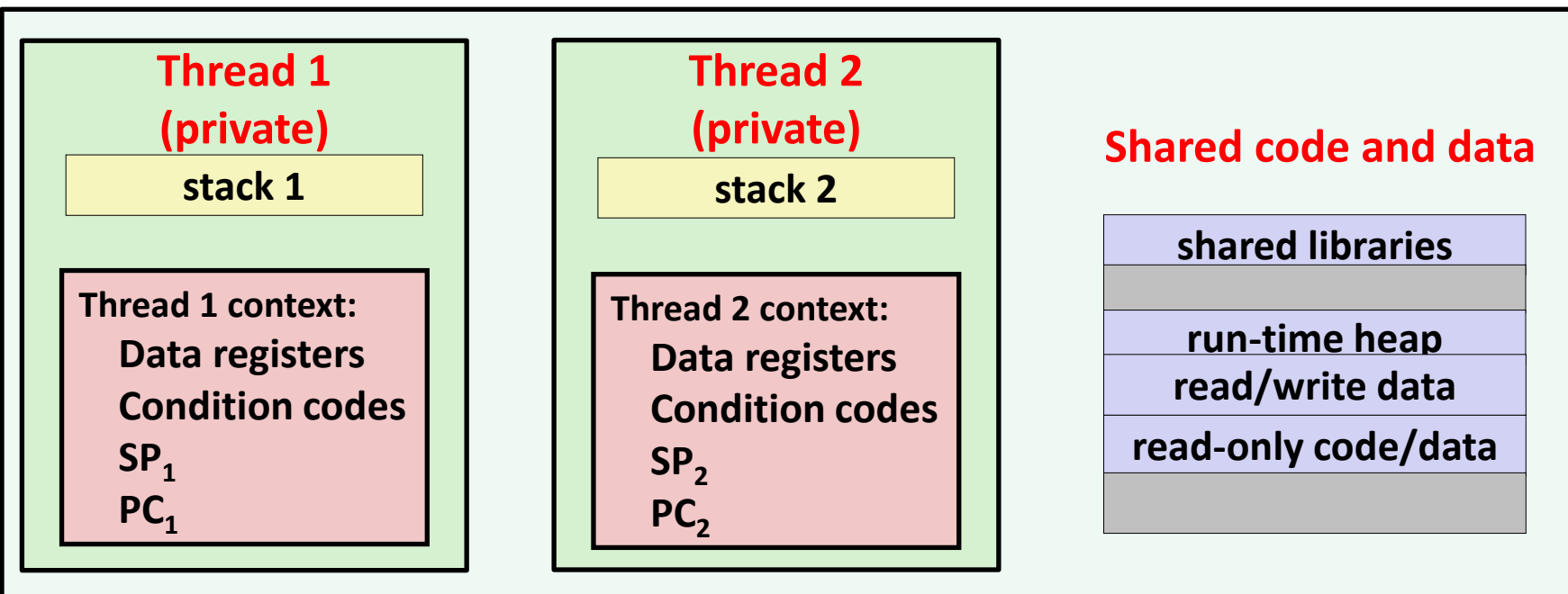
- Threads review
- **Sharing and Data Races**
- **Fixing Data Races**
 - Mutexes
 - Semaphores
 - Atomic memory operations

Shared Variables in Threaded C Programs

- **Question: Which variables in a threaded C program are shared?**
 - The answer is not as simple as “*global variables are shared*” and “*stack variables are private*”
- **Def: A variable x is *shared* if and only if multiple threads reference some instance of x .**
- **Requires answers to the following questions:**
 - What is the memory model for threads?
 - How are instances of variables mapped to memory?
 - How many threads might reference each of these instances?

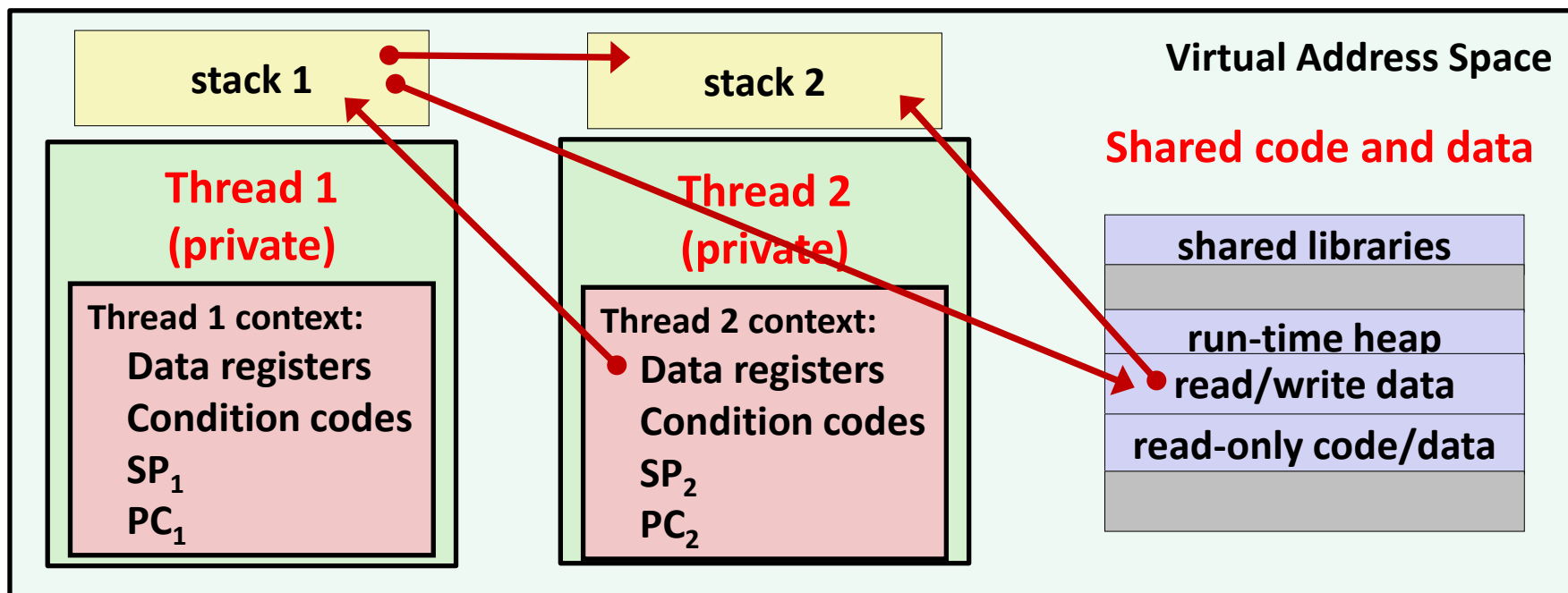
Threads Memory Model: Conceptual

- Multiple threads run within the context of a single process
- Each thread has its own separate thread context
 - Thread ID, stack, stack pointer, PC, condition codes, and GP registers
- All threads share the remaining process context
 - Code, data, heap, and shared library segments of the process virtual address space
 - Open files and installed handlers



Threads Memory Model: Actual

- Separation of data is not strictly enforced:
 - Register values are truly separate and protected, but...
 - Any thread can read and write the stack of any other thread



*The mismatch between the conceptual and operation model
is a source of confusion and errors*

Three Ways to Pass Thread Arg

■ Malloc/free

- Producer malloc's space, passes pointer to pthread_create
- Consumer dereferences pointer, frees space
- Always works; necessary for passing large amounts of data

■ Cast of int

- Producer casts an int/long to void*, passes to pthread_create
- Consumer casts void* argument back to int/long
- Works for small amounts of data (one number)

■ **INCORRECT: Pointer to stack slot**

- Producer passes address to producer's stack in pthread_create
- Consumer dereferences pointer
- Why is this unsafe?

Passing an argument to a thread

```
int hist[N] = {0};

int main(int argc, char *argv[]) {
    long i;
    pthread_t tids[N];

    for (i = 0; i < N; i++)
        Pthread_create(&tids[i],
                       NULL,
                       thread,
                       &hist[i]);

    for (i = 0; i < N; i++)
        Pthread_join(tids[i], NULL);
    check();
}
```

```
void *thread(void *vargp)
{
    *(int *)vargp += 1;
    return NULL;
}
```

- Each thread receives a *unique pointer*

```
void check(void) {
    for (int i=0; i<N; i++) {
        if (hist[i] != 1) {
            printf("Failed at %d\n", i);
            exit(-1);
        }
    }
    printf("OK\n");
}
```

Passing an argument to a thread – Also OK

```
int hist[N] = {0};

int main(int argc, char *argv[]) {
    long i;
    pthread_t tids[N];

    for (i = 0; i < N; i++)
        Pthread_create(&tids[i],
                       NULL,
                       thread,
                       (void *)i);

    for (i = 0; i < N; i++)
        Pthread_join(tids[i], NULL);
    check();
}
```

```
void *thread(void *vargp)
{
    hist[(long)vargp] += 1;
    return NULL;
}
```

- Each thread receives a *unique array index*
- Casting from long to void* and back is safe

Passing an argument to a thread – Also OK

```
int hist[N] = {0};

int main(int argc, char *argv[]) {
    long i;
    pthread_t tids[N];

    for (i = 0; i < N; i++)
        long* p = Malloc(sizeof(long));
        *p = i;
        Pthread_create(&tids[i],
                       NULL,
                       thread,
                       p);
    for (i = 0; i < N; i++)
        Pthread_join(tids[i], NULL);
    check();
}
```

```
void *thread(void *vargp)
{
    hist[* (long *)vargp] += 1;
    free(vargp);
    return NULL;
}
```

- Each thread receives a *unique array index*
- Malloc in parent, free in thread
- Necessary if passing structs

Passing an argument to a thread – **WRONG!**

```
int hist[N] = {0};

int main(int argc, char *argv[]) {
    long i;
    pthread_t tids[N];

    for (i = 0; i < N; i++)
        Pthread_create(&tids[i],
                       NULL,
                       thread,
                       &i);

    for (i = 0; i < N; i++)
        Pthread_join(tids[i], NULL);
    check();
}
```

```
void *thread(void *vargp)
{
    hist[* (long *)vargp] += 1;
    return NULL;
}
```

- Each thread receives *the same pointer*, to `i` in main
- Data race: each thread *may or may not* read a unique array index from `i` in main

Shared Variables in Threaded C Programs

- **Question: Which variables in a threaded C program are shared?**
 - The answer is not as simple as “*global variables are shared*” and “*stack variables are private*”
- **Def: A variable x is *shared* if and only if multiple threads reference some instance of x .**
- **Requires answers to the following questions:**
 - What is the memory model for threads?
 - How are instances of variables mapped to memory?
 - How many threads might reference each of these instances?

Mapping Variable Instances to Memory

■ Global variables

- Variable declared outside of a function
- **Virtual memory contains exactly one instance of any global variable**

■ Local automatic variables

- Variable declared inside function without `static` attribute
- **Each thread stack contains one instance of each local variable**

■ Local static variables

- Variable declared inside function with the `static` attribute
- **Virtual memory contains exactly one instance of any local static variable.**

■ `errno` is special

- Declared outside a function, but **each thread stack contains one instance**

Mapping Variable Instances to Memory

```
char **ptr; /* global var */

int main(int main, char *argv[])
{
    long i;
    pthread_t tid;
    char *msgs[2] = {
        "Hello from foo",
        "Hello from bar"
    };

    ptr = msgs;
    for (i = 0; i < 2; i++)
        Pthread_create(&tid,
            NULL,
            thread,
            (void *)i);
    Pthread_exit(NULL);
}
```

sharing.c

```
void *thread(void *vargp)
{
    long myid = (long)vargp;
    static int cnt = 0;

    printf("[%ld]: %s (cnt=%d)\n",
        myid, ptr[myid], ++cnt);
    return NULL;
}
```

Mapping Variable Instances to Memory

Global var: 1 instance (ptr [data])

Local auto vars: 1 instance (i.m, msgs.m, tid.m)

```
char **ptr; /* global var */

int main(int main, char *argv[])
{
    long i;
    pthread_t tid;
    char *msgs[2] = {
        "Hello from foo",
        "Hello from bar"
    };

    ptr = msgs;
    for (i = 0; i < 2; i++)
        Pthread_create(&tid,
            NULL,
            thread,
            (void *)i);
    Pthread_exit(NULL);
}
```

sharing.c

Local auto var: 2 instances (
myid.p0 [peer thread 0's stack],
myid.p1 [peer thread 1's stack]
)

```
void *thread(void *vargp)
{
    long myid = (long)vargp;
    static int cnt = 0;

    printf("[%ld]: %s (cnt=%d)\n",
        myid, ptr[myid], ++cnt);
    return NULL;
}
```

Local static var: 1 instance (cnt [data])

Shared Variable Analysis

■ Which variables are shared?

<i>Variable instance</i>	<i>Referenced by main thread?</i>	<i>Referenced by peer thread 0?</i>	<i>Referenced by peer thread 1?</i>
<code>ptr</code>	yes	yes	yes
<code>cnt</code>	no	yes	yes
<code>i.m</code>	yes	no	no
<code>msgs.m</code>	yes	yes	yes
<code>myid.p0</code>	no	yes	no
<code>myid.p1</code>	no	no	yes

```
char **ptr; /* global var */
int main(int main, char *argv[]) {
    long i; pthread_t tid;
    char *msgs[2] = {"Hello from foo",
                    "Hello from bar" };

    ptr = msgs;
    for (i = 0; i < 2; i++)
        Pthread_create(&tid,
                       NULL, thread, (void *)i);
    Pthread_exit(NULL);
}
```

```
void *thread(void *vargp)
{
    long myid = (long)vargp;
    static int cnt = 0;

    printf("[%ld]: %s (cnt=%d)\n",
           myid, ptr[myid], ++cnt);
    return NULL;
}
```

Shared Variable Analysis

■ Which variables are shared?

<i>Variable instance</i>	<i>Referenced by main thread?</i>	<i>Referenced by peer thread 0?</i>	<i>Referenced by peer thread 1?</i>
<code>ptr</code>	yes	yes	yes
<code>cnt</code>	no	yes	yes
<code>i.m</code>	yes	no	no
<code>msgs.m</code>	yes	yes	yes
<code>myid.p0</code>	no	yes	no
<code>myid.p1</code>	no	no	yes

■ Answer: A variable x is shared iff multiple threads reference at least one instance of x . Thus:

- `ptr`, `cnt`, and `msgs` are shared
- `i` and `myid` are *not* shared

Synchronizing Threads

- Shared variables are handy...
- ...but you risk *data races* and *synchronization errors*.

```
static unsigned long cnt = 0;

void *incr_thread(void *arg) {
    unsigned long i;
    unsigned long niters =
        (unsigned long) arg;

    for (i = 0; i < niters; i++) {
        cnt++;
    }
}
```

```
int main(int argc, char **argv) {
    unsigned long niters =
        strtoul(argv[1], NULL, 10);

    pthread_t t1, t2;
    Pthread_create(&t1, NULL,
                  incr_thread,
                  (void *)niters);
    Pthread_create(&t2, NULL,
                  incr_thread,
                  (void *)niters);

    Pthread_join(&t1, NULL);
    Pthread_join(&t2, NULL);
    if (cnt != 2*niters) {
        printf("FAIL: cnt=%lu not %lu\n",
              cnt, 2*niters);
        return 1;
    } else {
        printf("OK: cnt=%lu\n", cnt);
        return 0;
    }
}
```

Coding demo 1:
Counting to 20,000 incorrectly
(with threads)

Assembly Code for Counter Loop

C code for counter loop in thread i

```
for (i = 0; i < niters; i++)
    cnt++;
```

Asm code for thread i


<pre> movq (%rdi), %rcx testq %rcx,%rcx jle .L2 movl \$0, %eax </pre>	} H_i : Head
<pre> .L3: movq cnt(%rip), %rdx addq \$1, %rdx movq %rdx, cnt(%rip) </pre>	} L_i : Load cnt U_i : Update cnt S_i : Store cnt
<pre> addq \$1, %rax cmpq %rcx, %rax jne .L3 .L2: </pre>	} T_i : Tail

Concurrent Execution

- **Key idea:** Any interleaving of instructions is possible, and some give an unexpected result!

- I_i denotes that thread i executes instruction I
- $\%rdx_i$ is the content of $\%rdx$ in thread i 's context

i (thread)	$instr_i$	$\%rdx_1$	$\%rdx_2$	cnt
1	H_1	-	-	0
1	L_1	0	-	0
1	U_1	1	-	0
1	S_1	1	-	1
2	H_2	-	-	1
2	L_2	-	1	1
2	U_2	-	2	1
2	S_2	-	2	2
2	T_2	-	2	2
1	T_1	1	-	2



Thread 1
critical section



Thread 2
critical section

OK

Concurrent Execution (cont)

- Incorrect ordering: two threads increment the counter, but the result is 1 instead of 2

i (thread)	instr _i	%rdx ₁	%rdx ₂	cnt
1	H ₁	-	-	0
1	L ₁	0	-	0
1	U ₁	1	-	0
2	H ₂	-	-	0
2	L ₂	-	0	0
1	S ₁	1	-	1
1	T ₁	1	-	1
2	U ₂	-	1	1
2	S ₂	-	1	1
2	T ₂	-	1	1

Oops!

Concurrent Execution (cont)

- How about this ordering?

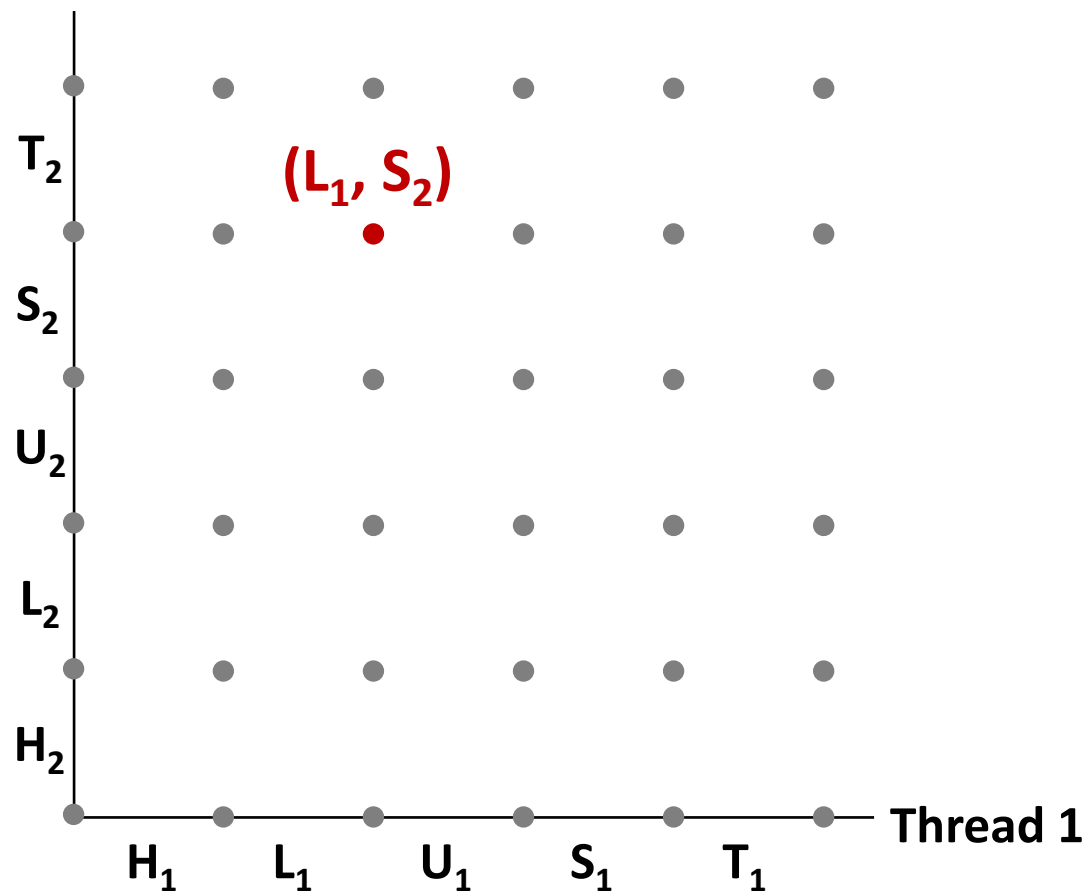
i (thread)	instr _i	%rdx ₁	%rdx ₂	cnt
1	H ₁			0
1	L ₁	0		
2	H ₂			
2	L ₂		0	
2	U ₂		1	
2	S ₂		1	1
1	U ₁	1		
1	S ₁	1		1
1	T ₁			1
2	T ₂			1

Oops!

- We can analyze the behavior using a *progress graph*

Progress Graphs

Thread 2



A *progress graph* depicts the discrete *execution state space* of concurrent threads.

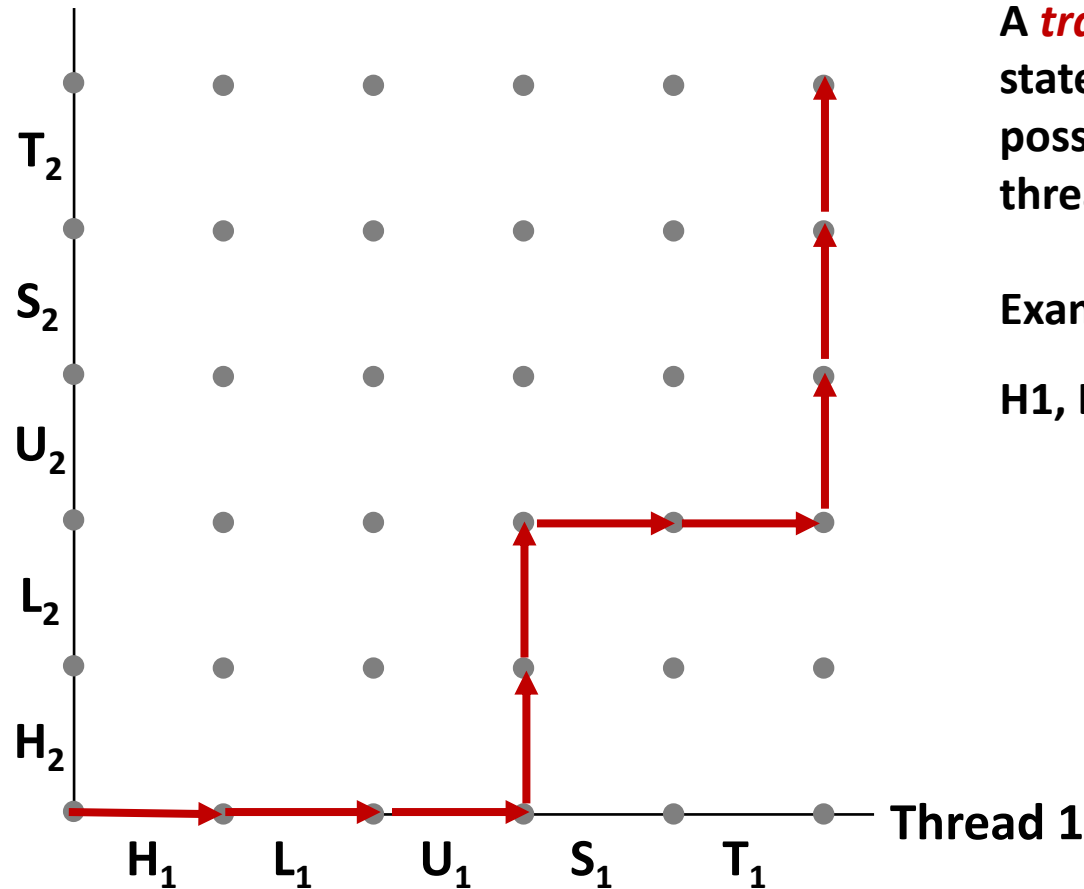
Each axis corresponds to the sequential order of instructions in a thread.

Each point corresponds to a possible *execution state* (Inst₁, Inst₂).

E.g., (L₁, S₂) denotes state where thread 1 has completed L₁ and thread 2 has completed S₂.

Trajectories in Progress Graphs

Thread 2

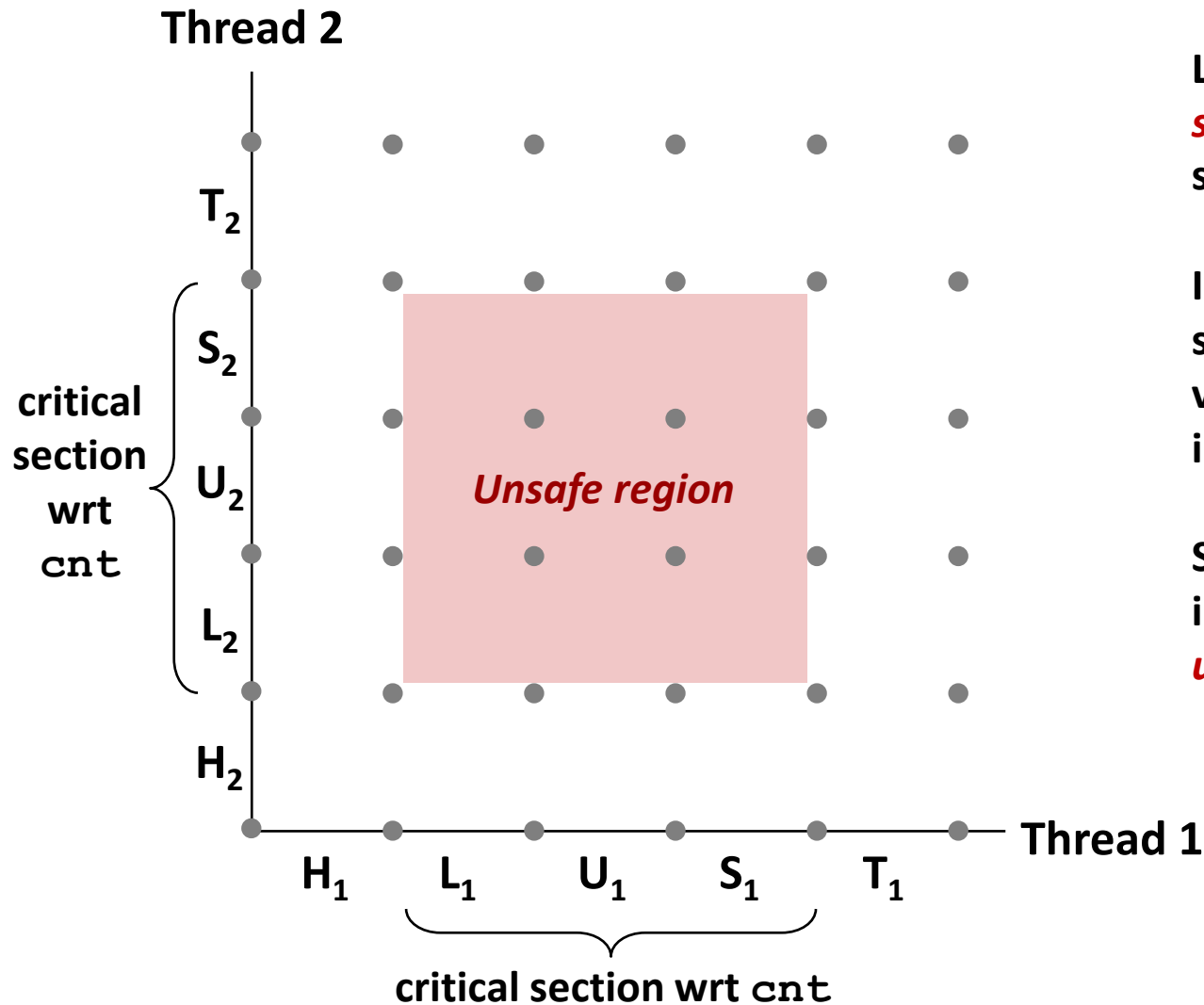


A *trajectory* is a sequence of legal state transitions that describes one possible concurrent execution of the threads.

Example:

$H_1, L_1, U_1, H_2, L_2, S_1, T_1, U_2, S_2, T_2$

Critical Sections and Unsafe Regions

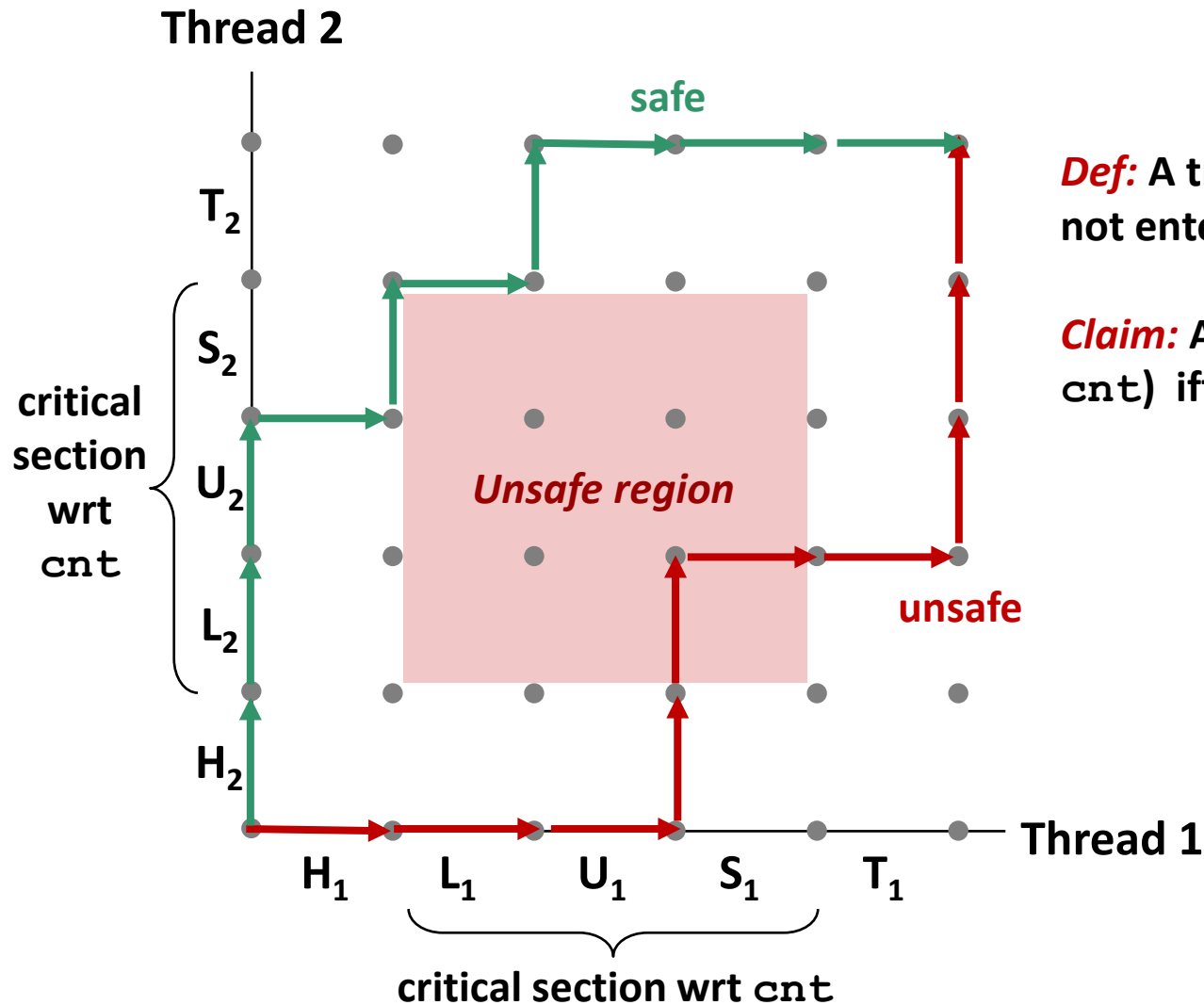


L , U , and S form a **critical section** with respect to the shared variable `cnt`

Instructions in critical sections (wrt some shared variable) should not be interleaved

Sets of states where such interleaving occurs form **unsafe regions**

Critical Sections and Unsafe Regions



Def: A trajectory is *safe* iff it does not enter any unsafe region

Claim: A trajectory is *correct* (wrt cnt) iff it is safe

Quiz time!

<https://canvas.cmu.edu/courses/30386/quizzes/86859>

Today

- Threads review
- Sharing and Data Races
- **Fixing Data Races**
 - Mutexes
 - Semaphores
 - Atomic memory operations

Enforcing Mutual Exclusion

- **Question:** How can we guarantee a safe trajectory?
- **Answer:** We must *synchronize* the execution of the threads so that they can never have an unsafe trajectory.
 - Need to guarantee *mutually exclusive access* to each critical section.

```
static unsigned long cnt = 0;
static pthread_mutex_t lock =
    PTHREAD_MUTEX_INITIALIZER;

void *incr_thread(void *arg) {
    unsigned long i;
    unsigned long niters =
        (unsigned long) arg;

    for (i = 0; i < niters; i++) {
        pthread_mutex_lock(&lock);
        cnt++;
        pthread_mutex_unlock(&lock);
    }
}
```

Coding demo 2:
Counting to 20,000 correctly
(with threads and a mutex)

MUTual EXclusion (mutex)

- **Mutex: opaque object which is either *locked* or *unlocked***
 - Boolean value, but cannot do math on it
 - Starts out unlocked
 - Two operations:
- **lock(m)**
 - If the mutex is currently not locked, lock it and return
 - Otherwise, wait until it becomes unlocked, then retry
- **unlock(m)**
 - Can only be called when mutex is locked, by the code that locked it
 - Change mutex to unlocked

Mutex implementation (partial)

```

/**
 * void pthread_mutex_lock(pthread_mutex_t *mtx)
 * Lock the mutex pointed to by MTX.  If it is already locked,
 * first sleep until it becomes unlocked.
 */
pthread_mutex_lock:
    call    gettid          // current thread ID now in %eax
    mov     $1, %edx        // increment
    lock xadd    %edx, MUTEX_CONTENTENDERS(%rdi)
    // %edx now holds _previous_ value of mtx->contentenders
    test    %edx, %edx
    jne     .Lcontended

    // The lock was unlocked, and now we hold it.
    mov     %eax, MUTEX_HOLDER(%rdi)
    ret

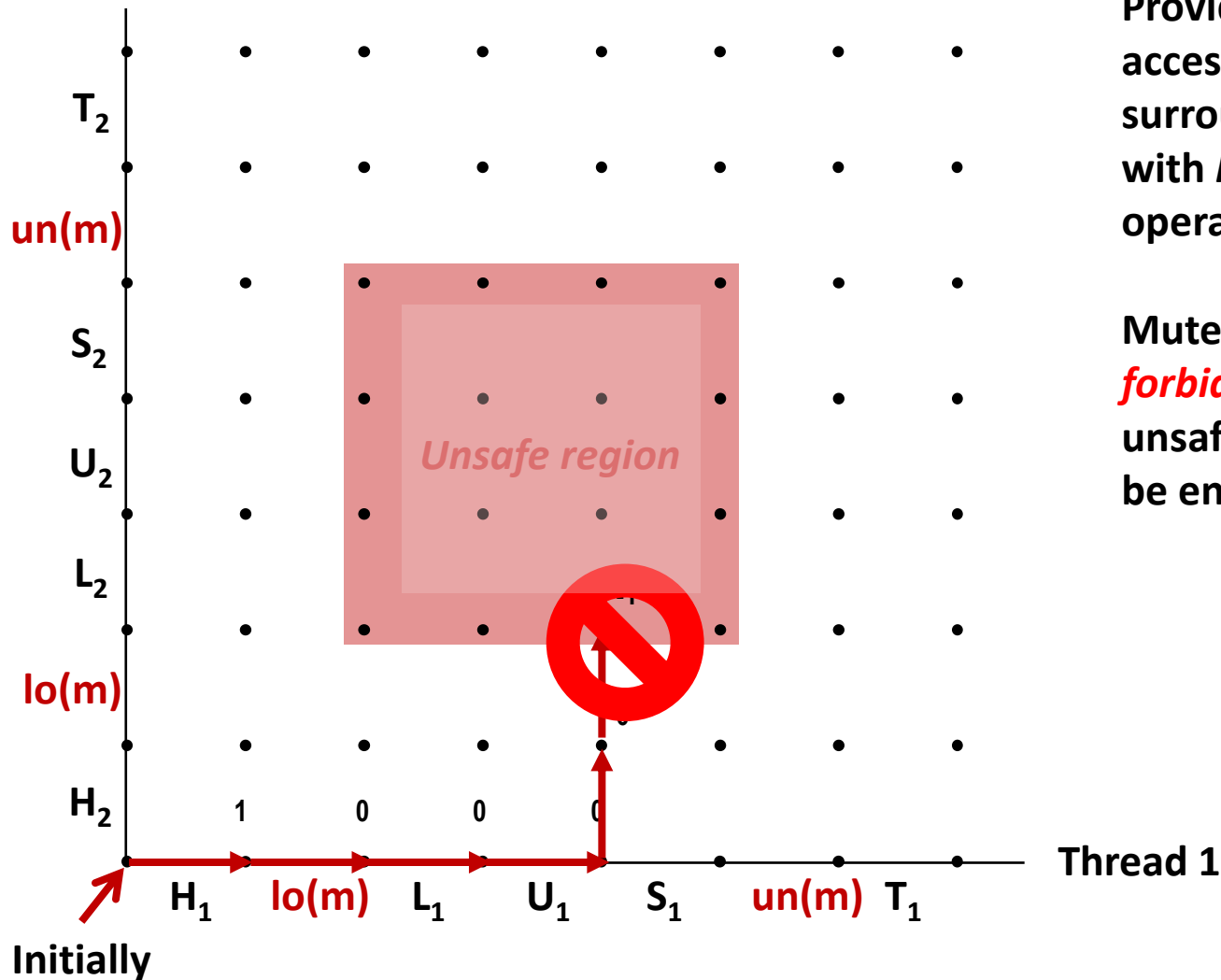
.Lcontended:
    // Sleep until another thread calls pthread_mutex_unlock
    // (30 more machine instructions and a system call)

```

*Just one of many ways to implement (discussed in 15-410, -418, etc)
All require assistance from the CPU (special instructions)*

Why Mutexes Work

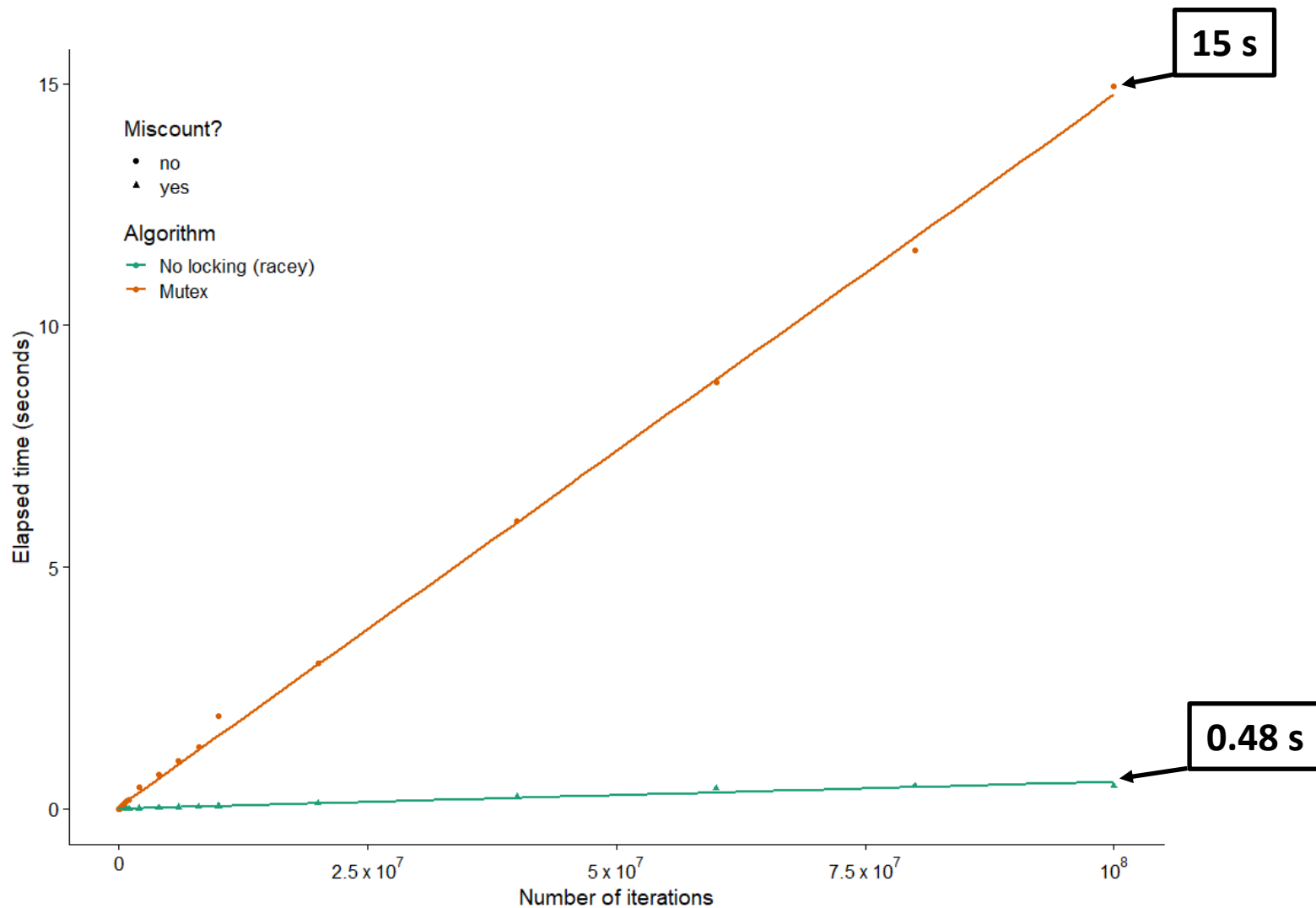
Thread 2



Provide mutually exclusive access to shared variable by surrounding critical section with *lock* and *unlock* operations

Mutex invariant creates a **forbidden region** that encloses unsafe region and that cannot be entered by any trajectory.

The Cost of Mutexes



Today

- Threads review
- Sharing and Data Races
- Fixing Data Races
 - Mutexes
 - Semaphores
 - Atomic memory operations

```
static unsigned long cnt = 0;
static sem_t lock;

void *incr_thread(void *arg) {
    unsigned long i;
    unsigned long niters =
        (unsigned long) arg;

    for (i = 0; i < niters; i++) {
        sem_wait(&lock);
        cnt++;
        sem_post(&lock);
    }
}
```

```
int main(int argc, char **argv) {
    unsigned long niters =
        strtoul(argv[1], NULL, 10);
    sem_init(&lock, 0, 1);
    // ...
}
```

**Coding demo 3:
Counting to 20,000 correctly
(with threads and a semaphore)**

Semaphores

- ***Semaphore*: generalization of mutex**
 - Unsigned integer value, but cannot do math on it.
 - Created with some value ≥ 0
 - Two operations:
- **P(s) [“Prolaag,” Dutch shorthand for “try to reduce”]**
 - If s is zero, wait for a V operation to happen.
 - Then subtract 1 from s and return.
- **V(s) [“Verhogen,” Dutch for “increase”]**
 - Add 1 to s .
 - If there are any threads waiting inside a P operation, resume *one* of them
- **Unlike mutexes, no requirement to call P before calling V**

C Semaphore Operations

Pthreads functions:

```
#include <semaphore.h>

int sem_wait(sem_t *s); /* P(s) */
int sem_post(sem_t *s); /* V(s) */

int sem_init(sem_t *s, int pshared, unsigned int val);
```

Share among processes?
(normally you want to
pass zero, see manpage
for details)

Initial semaphore value

Semaphore implementation (partial)

```

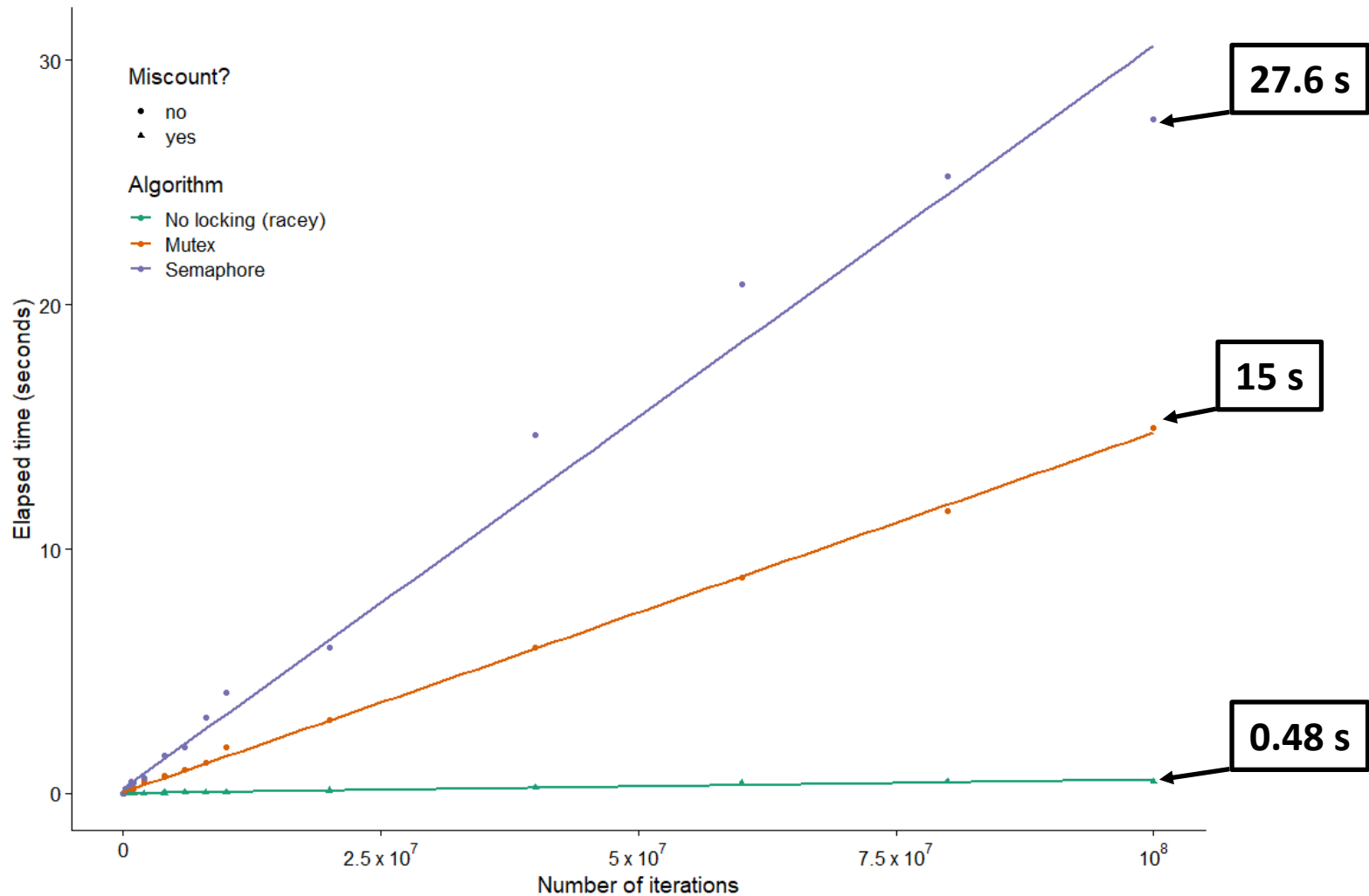
/**
 * void sem_wait(sem_t *sem)
 * Decrement the count of the semaphore pointed to by SEM.  If this
 * would make the count negative, first sleep until it is possible to
 * decrement the count without making it negative.
 */
sem_wait:
    mov     $-1, %edx          // decrement
    lock xadd %edx, SEM_COUNT(%rdi)
    // %edx now holds _previous_ value of sem->count
    test   %edx, %edx
    jle    .Lclosed
    // The semaphore was open.
    ret

.Lclosed:
    // Sleep until another thread calls sem_post
    // (30 more machine instructions and a system call)

```

Suspiciously similar to a mutex, huh?
(This implementation makes sem_post do most of the work)

The cost of semaphores



Today

- Threads review
- Sharing and Data Races
- **Fixing Data Races**
 - Mutexes
 - Semaphores
 - Atomic memory operations

Atomic memory operations

■ Special hardware instructions

- “Test and set,” “compare and swap”, “exchange and add”, ...
- Do a read-modify-write on memory; hardware prevents data races
- Used to implement mutexes, semaphores, etc.

■ Not going to get into details, but...

- Wouldn't it be nice if we could use them directly?
- Especially when we just want to increment a counter?

```
static Atomic unsigned long cnt = 0;

void *incr_thread(void *arg) {
    unsigned long i;
    unsigned long niters =
        (unsigned long) arg;
    for (i = 0; i < niters; i++) {
        cnt++;
    }
}
```

Coding demo 4:
Counting to 20,000 correctly
(with threads and C2011 atomics)

Assembly Code for Counter Loop

C code

```
for (i = 0; i < niters; i++)
    cnt++;
```

Assembly (*unsigned long*)

```
movq  (%rdi), %rcx
testq %rcx,%rcx
jle   .L2
movl  $0, %eax
```

.L3:

```
movq  cnt(%rip), %rdx
addq  $1, %rdx
movq  %rdx, cnt(%rip)
```

```
addq  $1, %rax
cmpq  %rcx, %rax
jne   .L3
```

.L2:

Assembly (*_Atomic unsigned long*)

```
movq  (%rdi), %rcx
testq %rcx,%rcx
jle   .L2
movl  $0, %eax
```

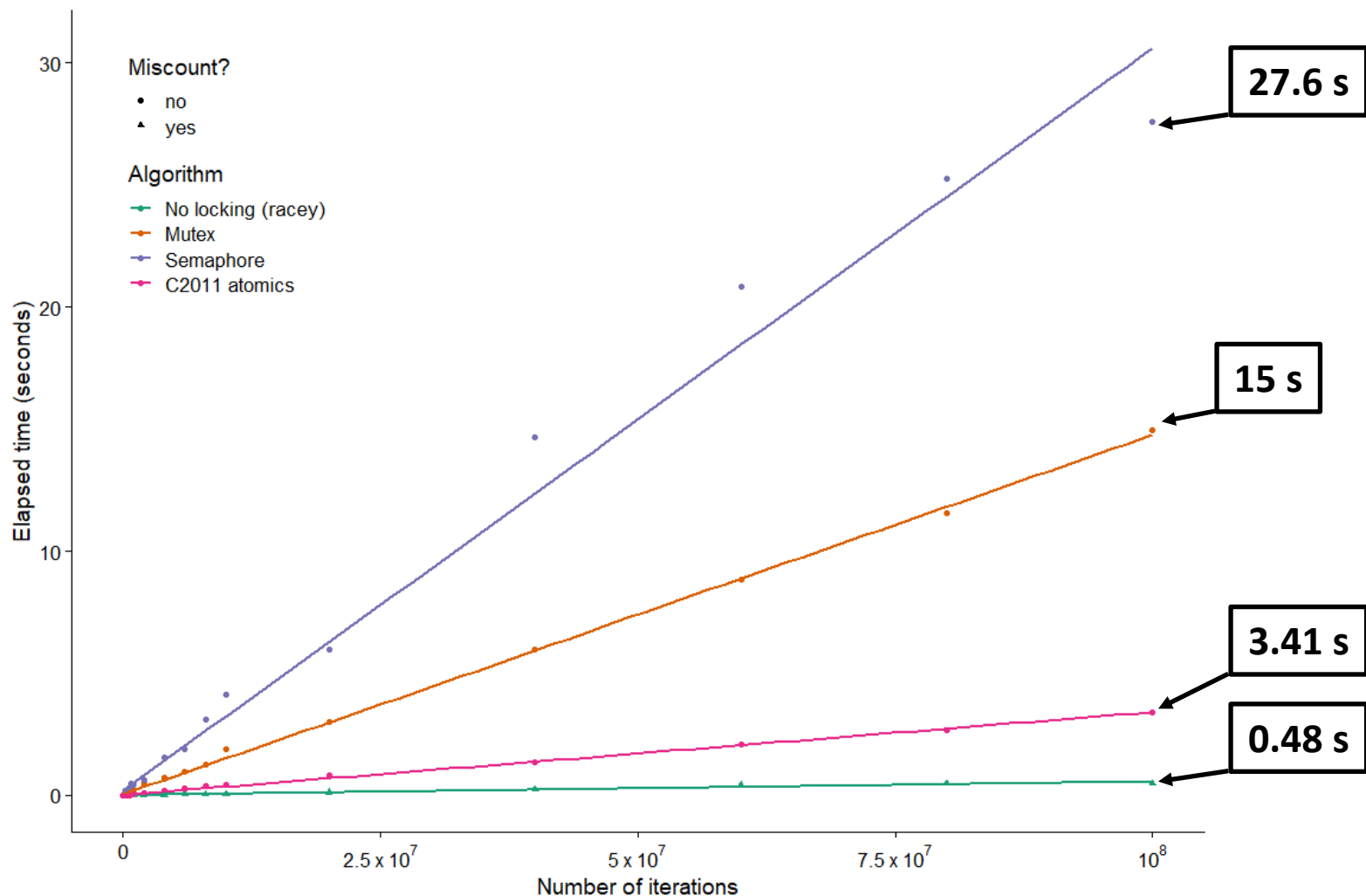
.L3:

```
lock addq $1, cnt(%rip)
```

```
addq  $1, %rax
cmpq  %rcx, %rax
jne   .L3
```

.L2:

The cost of atomic memory operations



Summary

- **Access shared variables with care to avoid data races.**
 - Crucial to understand which variables are shared in the first place
 - Avoid sharing, if you can
 - Avoid writing from multiple threads, if you can

- **Mutexes help, but...**
 - They're slow
 - (Next time: They can cause problems as well as solve them)

- **Don't use a semaphore when a mutex will do**
 - They're even slower
 - (Next time: When is a semaphore actually useful?)

- **Atomic memory ops are handy, but...**
 - The hardware might not provide the operation you need
 - (Later courses: Tricky to use correctly)