

Machine-Level Programming V: Advanced Topics

15-213/14-513/15-513: Introduction to Computer Systems
7th Lecture, September 19, 2023

GCC Bootcamp

- **Compilers and makefiles**
- **Sunday September 24**
- **Details to be posted on piazza**
- **Recording and slides will be posted afterwards**

Today

- **Memory Layout**
- **Buffer Overflow**
 - Vulnerability
 - Protection
 - Bypassing Protection
- **Unions**

x86-64 Linux Memory Layout

not drawn to scale

$(2^{47} - 4096 =)$ 0000 7FFF FFFF F000

■ Stack

- Runtime stack (8MB limit)
- e.g., local variables

■ Heap

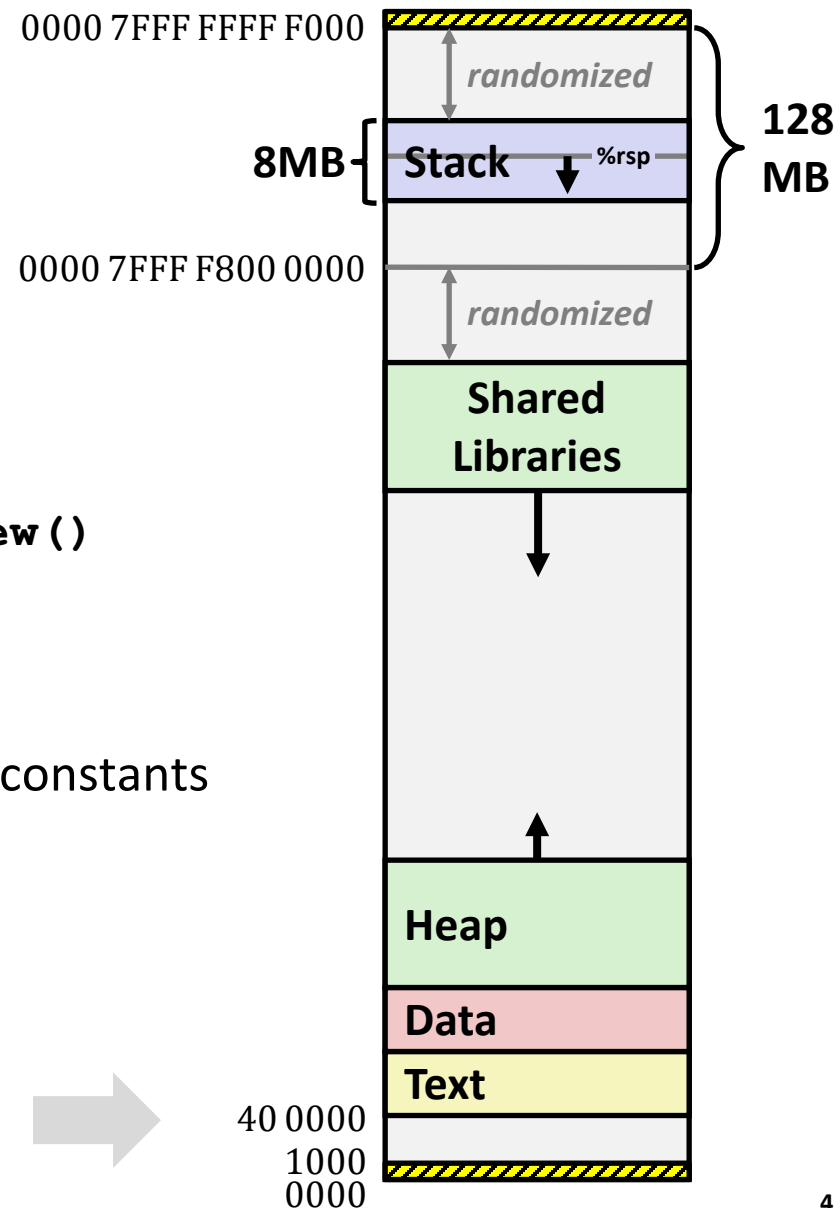
- Dynamically allocated as needed
- When call `malloc()`, `calloc()`, `new()`

■ Data

- Statically allocated data
- e.g., global vars, `static` vars, string constants

■ Text / Shared Libraries

- Executable machine instructions
- Read-only



not drawn to scale

Memory Allocation Example

0000 7FFF FFFF F000

```

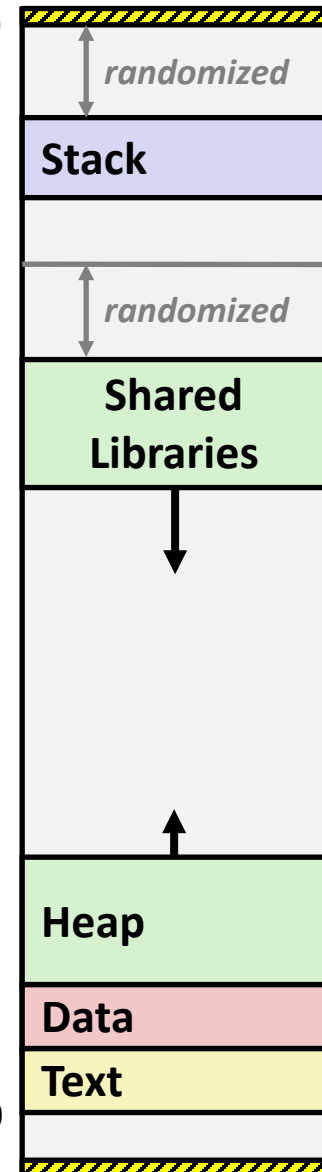
char big_array[1L<<24]; /* 16 MB */
char huge_array[1L<<31]; /* 2 GB */

int global = 0;

int useless() { return 0; }

int main ()
{
    void *phuge1, *psmall2, *phuge3, *psmall4;
    int local = 0;
    phuge1 = malloc(1L << 28); /* 256 MB */
    psmall2 = malloc(1L << 8); /* 256 B */
    phuge3 = malloc(1L << 32); /* 4 GB */
    psmall4 = malloc(1L << 8); /* 256 B */
    /* Some print statements ... */
}

```



40 0000

Where does everything go?

not drawn to scale

x86-64 Example Addresses

0000 7FFF FFFF F000

address range $\sim 2^{47}$

```

local
phuge1
phuge3
psmall14
psmall12
big_array
huge_array
main()
useless()

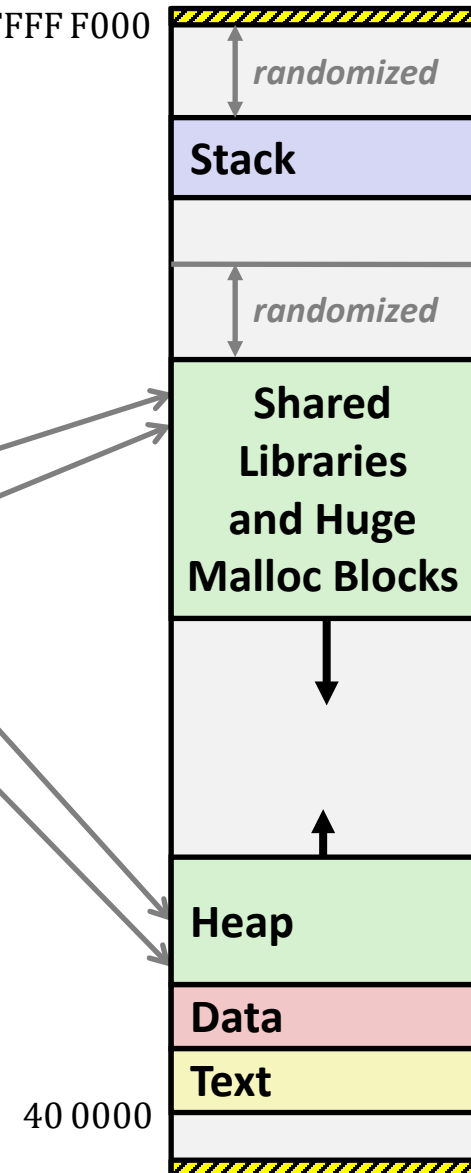
```

```

0x00007ffe4d3be87c
0x00007f7262a1e010
0x00007f7162a1d010
0x000000008359d120
0x000000008359d010
0x0000000080601060
0x0000000000601060
0x000000000040060c
0x0000000000400590

```

(Exact values can vary)



Today

- **Memory Layout**
- **Buffer Overflow**
 - Vulnerability
 - Protection
 - Bypassing Protection
- **Unions**

Do parts 1 and 2 of the activity
(getting started, gets())

Recall: Memory Referencing Bug Example

```
typedef struct {
    int a[2];
    double d;
} struct_t;

double fun(int i) {
    volatile struct_t s;
    s.d = 3.14;
    s.a[i] = 1073741824; /* Possibly out of bounds */
    return s.d;
}
```

```
fun(0)    ->    3.1400000000
fun(1)    ->    3.1400000000
fun(2)    ->    3.1399998665
fun(3)    ->    2.0000006104
fun(6)    ->    Stack smashing detected
fun(8)    ->    Segmentation fault
```

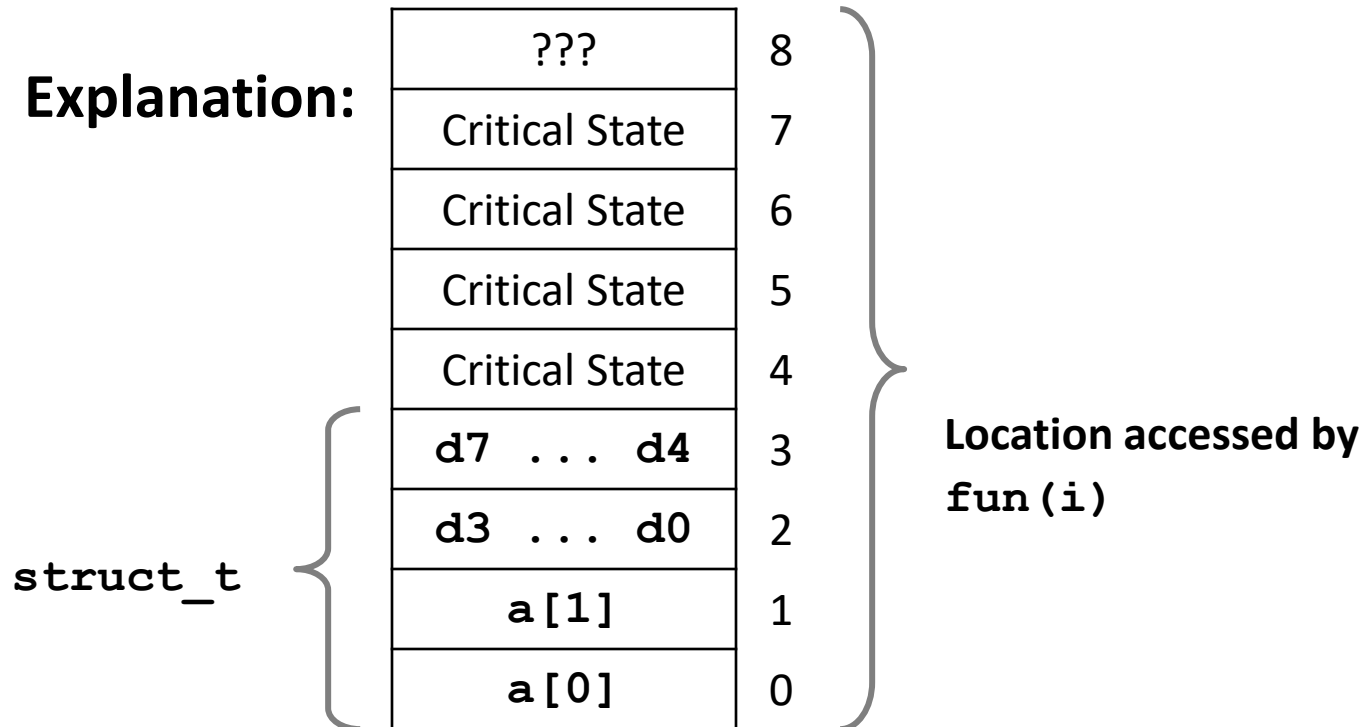
- Result is system specific

Memory Referencing Bug Example

```
typedef struct {
    int a[2];
    double d;
} struct_t;
```

```
fun(0) -> 3.1400000000
fun(1) -> 3.1400000000
fun(2) -> 3.1399998665
fun(3) -> 2.0000006104
fun(4) -> Segmentation fault
fun(8) -> 3.1400000000
```

Explanation:



Such Problems are a BIG Deal

- **Generally called a “buffer overflow”**
 - When exceeding the memory size allocated for an array
- **Why a big deal?**
 - It's the #1 technical cause of security vulnerabilities
 - #1 overall cause is social engineering / user ignorance
- **Most common form**
 - Unchecked lengths on string inputs
 - Particularly for bounded character arrays on the stack
 - sometimes referred to as stack smashing

String Library Code

■ Implementation of Unix function `gets()`

```
/* Get string from stdin */
char *gets(char *dest)
{
    int c = getchar();
    char *p = dest;
    while (c != EOF && c != '\n') {
        *p++ = c;
        c = getchar();
    }
    *p = '\0';
    return dest;
}
```

- No way to specify limit on number of characters to read
- **Similar problems with other library functions**
 - `strcpy`, `strcat`: Copy strings of arbitrary length
 - `scanf`, `fscanf`, `sscanf`, when given `%s` conversion specification

Vulnerable Buffer Code

```
/* Echo Line */  
void echo()  
{  
    char buf[4]; /* Way too small! */  
    gets(buf);  
    puts(buf);  
}
```

← BTW, how big
is big enough?

```
void call_echo() {  
    echo();  
}
```

```
unix> ./bufdemo-nsp  
Type a string: 01234567890123456789012  
01234567890123456789012
```

```
unix> ./bufdemo-nsp  
Type a string: 012345678901234567890123  
012345678901234567890123  
Segmentation Fault
```

Buffer Overflow Disassembly

echo:

```

000000000040069c <echo>:
 40069c:  48 83 ec 18          sub     $0x18,%rsp
 4006a0:  48 89 e7            mov     %rsp,%rdi
 4006a3:  e8 a5 ff ff ff     callq  40064d <gets>
 4006a8:  48 89 e7            mov     %rsp,%rdi
 4006ab:  e8 50 fe ff ff     callq  400500 <puts@plt>
 4006b0:  48 83 c4 18        add     $0x18,%rsp
 4006b4:  c3                 retq

```

call_echo:

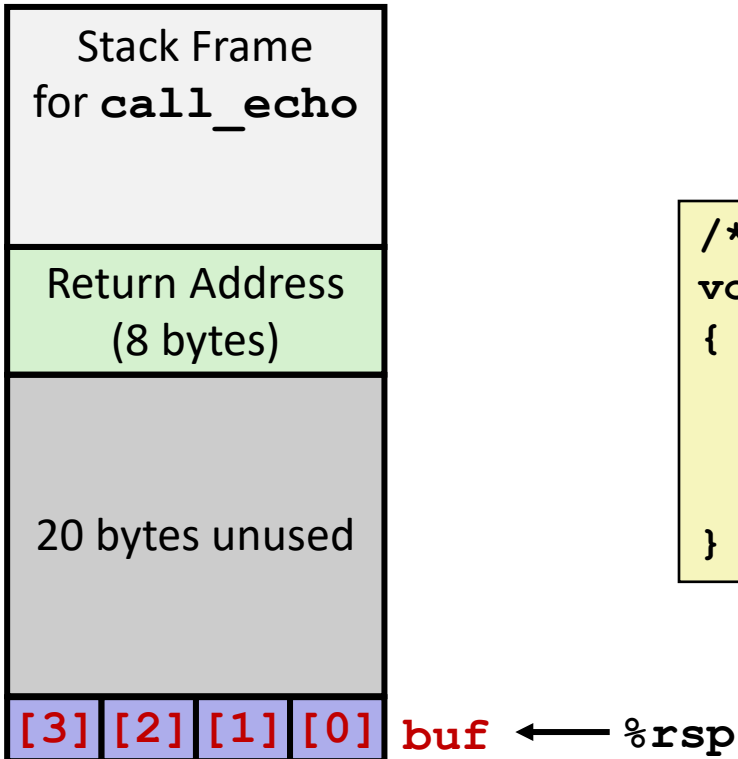
```

4006b5:  48 83 ec 08        sub     $0x8,%rsp
4006b9:  b8 00 00 00 00    mov     $0x0,%eax
4006be:  e8 d9 ff ff ff     callq  40069c <echo>
4006c3:  48 83 c4 08        add     $0x8,%rsp
4006c7:  c3                 retq

```

Buffer Overflow Stack Example

Before call to gets



```

/* Echo Line */
void echo()
{
    char buf[4]; /* Way too small! */
    gets(buf);
    puts(buf);
}

```

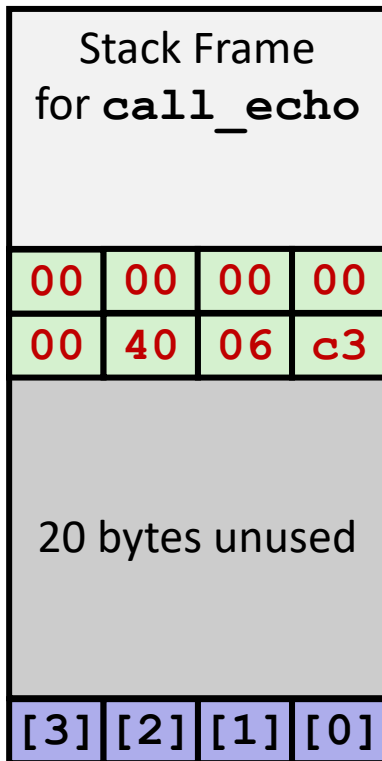
```

echo:
    subq $0x18, %rsp
    movq %rsp, %rdi
    call gets
    . . .

```

Buffer Overflow Stack Example

Before call to gets



```
void echo()
{
    char buf[4];
    gets(buf);
    . . .
}
```

```
echo:
    subq    $0x18, %rsp
    movq    %rsp, %rdi
    call   gets
    . . .
```

`call_echo:`

```
. . .
4006be: callq    4006cf <echo>
4006c3: add     $0x8, %rsp
. . .
```

Buffer Overflow Stack Example #1

After call to gets

| Stack Frame for call_echo | | | |
|---------------------------|----|----|----|
| 00 | 00 | 00 | 00 |
| 00 | 40 | 06 | c3 |
| 00 | 32 | 31 | 30 |
| 39 | 38 | 37 | 36 |
| 35 | 34 | 33 | 32 |
| 31 | 30 | 39 | 38 |
| 37 | 36 | 35 | 34 |
| 33 | 32 | 31 | 30 |

buf ← %rsp

```
void echo()
{
    char buf[4];
    gets(buf);
    . . .
}
```

```
echo:
    subq    $0x18, %rsp
    movq    %rsp, %rdi
    call   gets
    . . .
```

call_echo:

```
. . .
4006be: callq    4006cf <echo>
4006c3: add     $0x8, %rsp
. . .
```

```
unix> ./bufdemo-nsp
Type a string: 01234567890123456789012
01234567890123456789012
```

```
"01234567890123456789012\0"
```

Overflowed buffer, but did not corrupt state

Buffer Overflow Stack Example #2

After call to gets

| Stack Frame for call_echo | | | |
|---------------------------|----|----|----|
| 00 | 00 | 00 | 00 |
| 00 | 40 | 06 | 00 |
| 33 | 32 | 31 | 30 |
| 39 | 38 | 37 | 36 |
| 35 | 34 | 33 | 32 |
| 31 | 30 | 39 | 38 |
| 37 | 36 | 35 | 34 |
| 33 | 32 | 31 | 30 |

```
void echo()
{
    char buf[4];
    gets(buf);
    . . .
}
```

```
echo:
    subq    $0x18, %rsp
    movq    %rsp, %rdi
    call   gets
    . . .
```

call_echo:

```
. . .
4006be: callq    4006cf <echo>
4006c3: add     $0x8, %rsp
. . .
```

buf ← %rsp

```
unix> ./bufdemo-nsp
Type a string: 012345678901234567890123
012345678901234567890123
Segmentation fault
```

Program “returned” to 0x0400600, and then crashed.

Stack Smashing Attacks

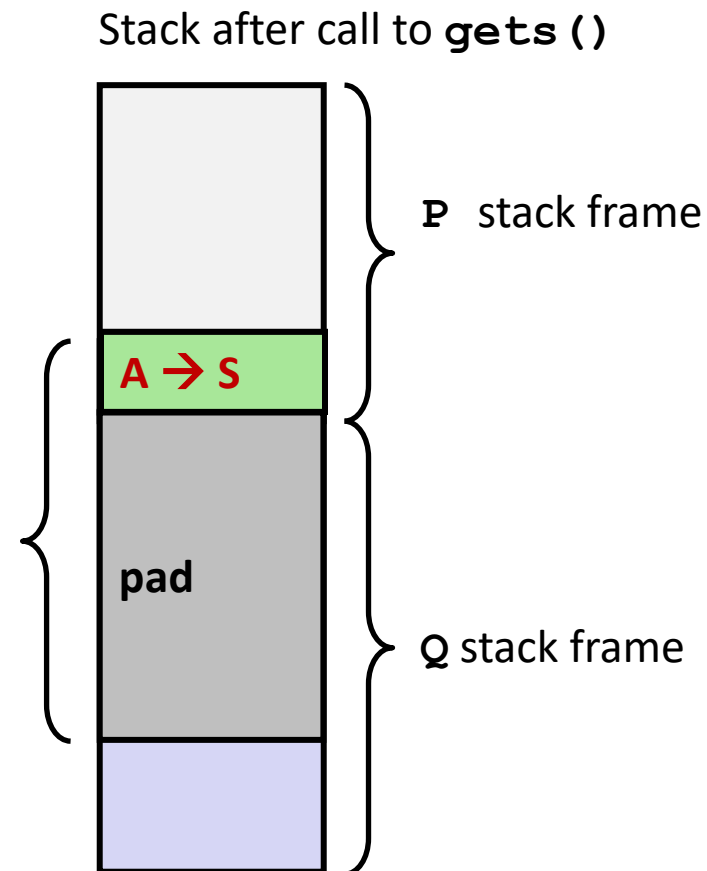
```
void P() {
    Q();
    ...
}
```

return address
A

```
int Q() {
    char buf[64];
    gets(buf);
    ...
    return ...;
}
```

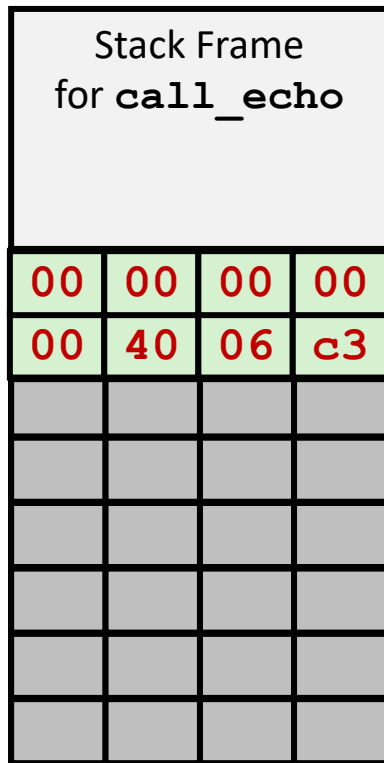
```
void S() {
    /* Something
       unexpected */
    ...
}
```

data written
by gets ()



- Overwrite normal return address A with address of some other code S
- When Q executes `ret`, will jump to other code

Crafting Smashing String



```
int echo() {
    char buf[4];
    gets(buf);
    ...
    return ...;
}
```

← `%rsp`

24 bytes

Target Code

```
void smash() {
    printf("I've been smashed!\n");
    exit(0);
}
```

```
00000000004006c8 <smash>:
    4006c8:          48 83 ec 08
```

Attack String (Hex)

```
30 31 32 33 34 35 36 37 38 39 30 31 32 33 34 35 36 37 38 39 30 31 32 33
c8 06 40 00 00 00 00 00
```

Smashing String Effect

Stack Frame
for `call_echo`

| | | | |
|----|----|----|----|
| 00 | 00 | 00 | 00 |
| 00 | 40 | 06 | c8 |
| 33 | 32 | 31 | 30 |
| 39 | 38 | 37 | 36 |
| 35 | 34 | 33 | 32 |
| 31 | 30 | 39 | 38 |
| 37 | 36 | 35 | 34 |
| 33 | 32 | 31 | 30 |

← `%rsp`

Target Code

```
void smash() {
    printf("I've been smashed!\n");
    exit(0);
}
```

```
00000000004006c8 <smash>:
4006c8:          48 83 ec 08
```

Attack String (Hex)

```
30 31 32 33 34 35 36 37 38 39 30 31 32 33 34 35 36 37 38 39 30 31 32 33
c8 06 40 00 00 00 00 00
```

Performing Stack Smash

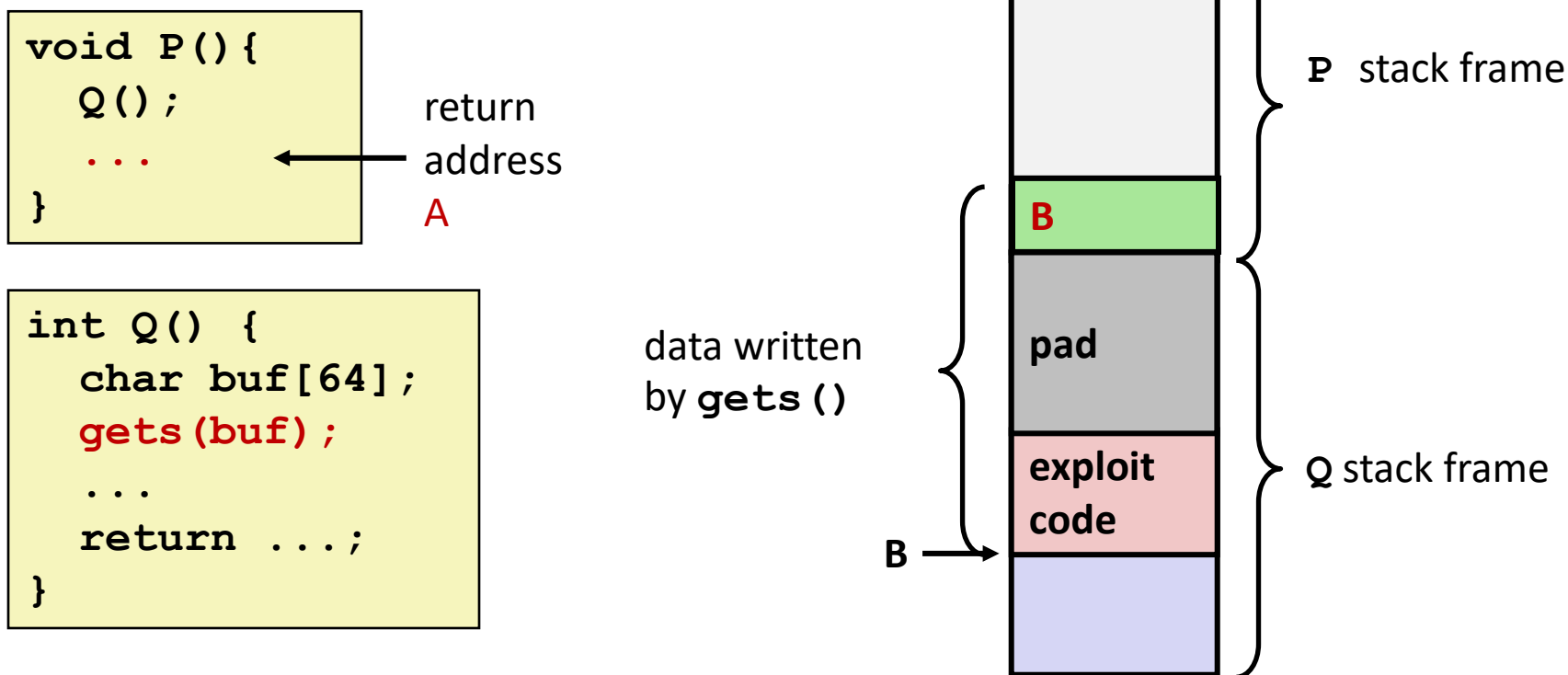
```
linux> cat smash-hex.txt
30 31 32 33 34 35 36 37 38 39 30 31 32 33 34 35 36 37 38 39 30 31 32 33 c8 06 40 00 00 00 00 00
linux> cat smash-hex.txt | ./hexify | ./bufdemo-nsp
Type a string:012345678901234567890123?@
I've been smashed!
```

- Put hex sequence in file `smash-hex.txt`
- Use `hexify` program to convert hex digits to characters
 - Some of them are non-printing
- Provide as input to vulnerable program

```
void smash() {
    printf("I've been smashed!\n");
    exit(0);
}
```

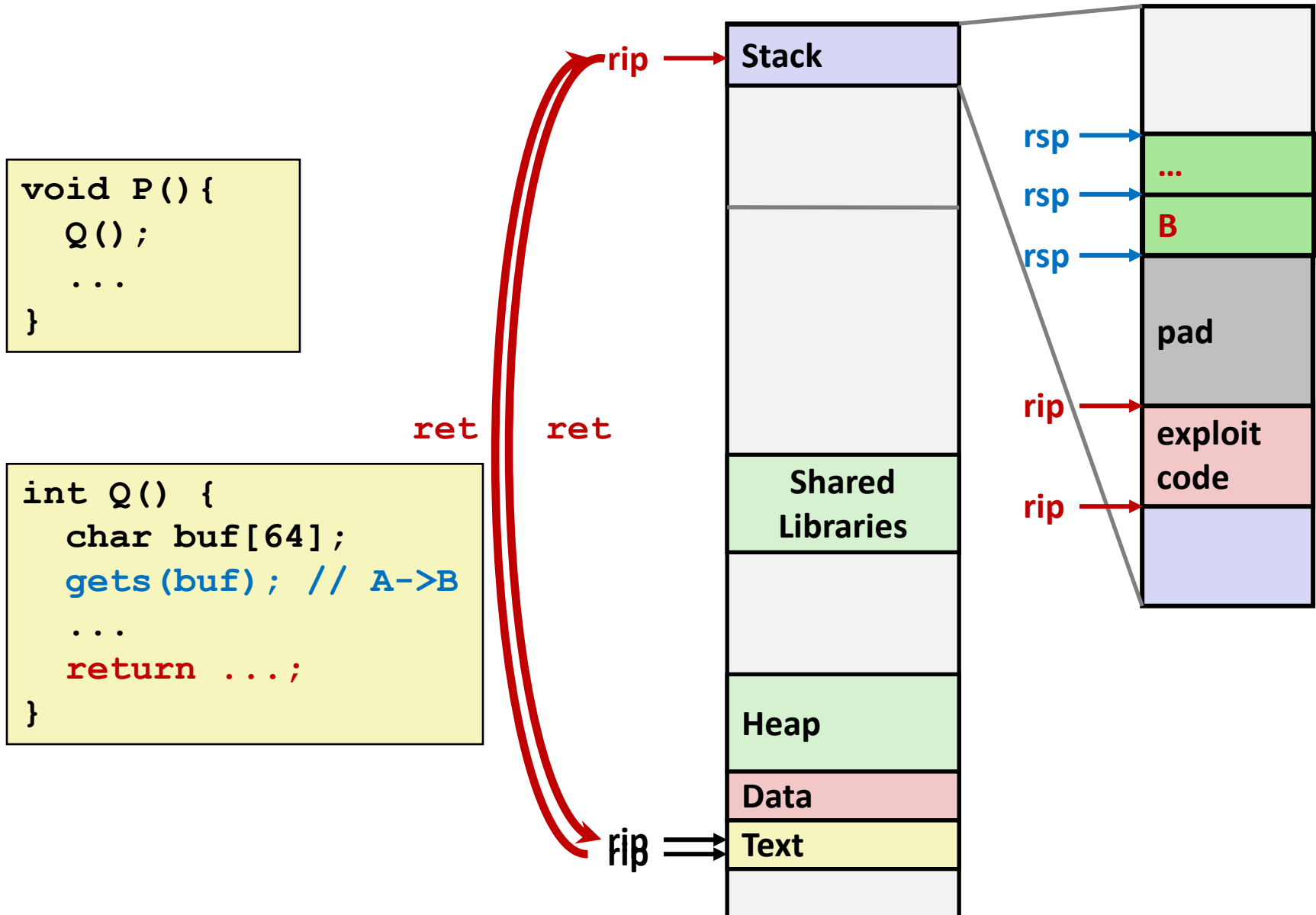
```
30 31 32 33 34 35 36 37 38 39 30 31 32 33 34 35 36 37 38 39 30 31 32 33
c8 06 40 00 00 00 00 00
```

Code Injection Attacks



- Input string contains byte representation of executable code
- Overwrite return address A with address of buffer B
- When Q executes `ret`, will jump to exploit code

How Does The Attack Code Execute?



Today

- **Memory Layout**
- **Buffer Overflow**
 - Vulnerability
 - Protection
 - Bypassing Protection
- **Unions**

Do parts 3 and 4 now

What to Do About Buffer Overflow Attacks

- **Avoid overflow vulnerabilities**
- **Employ system-level protections**
- **Have compiler use “stack canaries”**
- **Lets talk about each...**

1. Avoid Overflow Vulnerabilities in Code (!)

```
/* Echo Line */  
void echo()  
{  
    char buf[4];  
    fgets(buf, 4, stdin);  
    puts(buf);  
}
```

- For example, use library routines that limit string lengths
 - `fgets` instead of `gets`
 - `strncpy` instead of `strcpy`
 - Don't use `scanf` with `%s` conversion specification
 - Use `fgets` to read the string
 - Or use `%ns` where `n` is a suitable integer

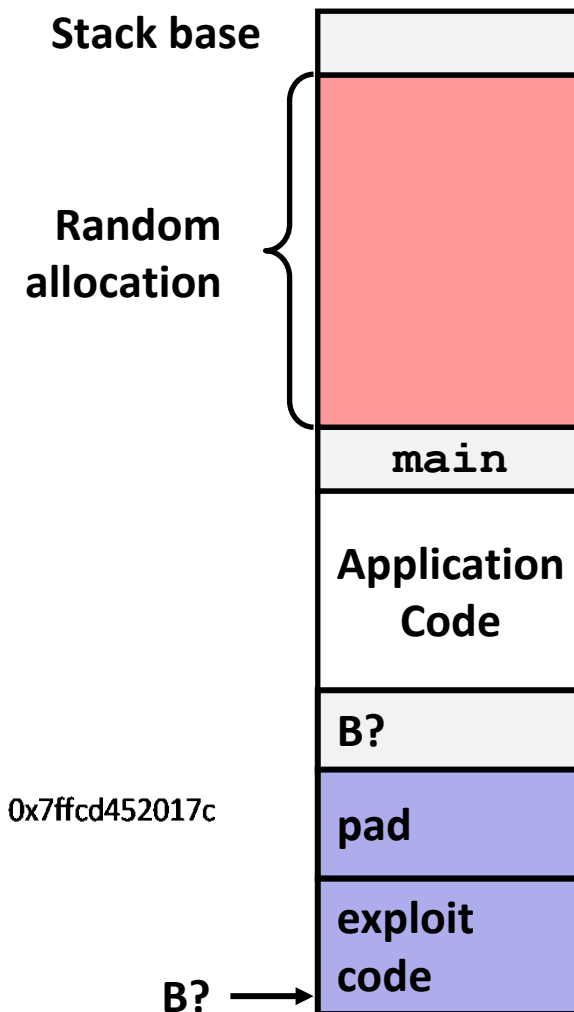
2. System-Level Protections Can Help

■ Randomized stack offsets

- At start of program, allocate random amount of space on stack
- Shifts stack addresses for entire program
- Makes it difficult for hacker to predict beginning of inserted code
- e.g., 5 executions of memory allocation code

local 0x7ffe4d3be87c 0x7fff75a4f9fc 0x7ffeadb7c80c 0x7ffeaea2fdac 0x7ffcd452017c

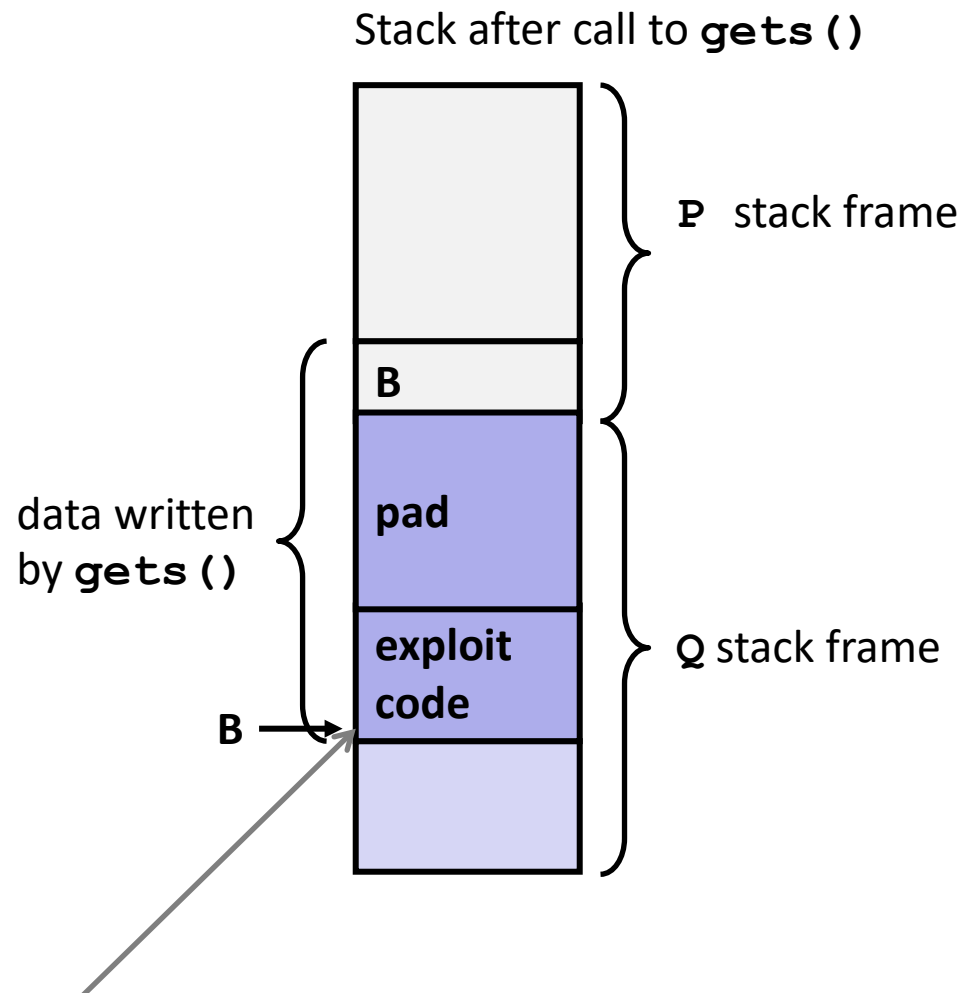
- Stack repositioned each time program executes



2. System-Level Protections Can Help

■ Non-executable memory

- Older x86 CPUs would execute machine code from any readable address
- x86-64 added a way to mark regions of memory as *not executable*
- Immediate crash on jumping into any such region
- Current Linux and Windows mark the stack this way



Any attempt to execute this code will fail

3. Stack Canaries Can Help

■ Idea

- Place special value (“canary”) on stack just beyond buffer
- Check for corruption before exiting function

■ GCC Implementation

- `-fstack-protector`
- Now the default (disabled earlier)

```
unix> ./bufdemo-sp  
Type a string:0123456  
0123456
```

```
unix> ./bufdemo-sp  
Type a string:012345678  
*** stack smashing detected ***
```


Protected Buffer Disassembly

echo:

```
40072f:  sub    $0x18,%rsp
400733:  mov    %fs:0x28,%rax
40073c:  mov    %rax,0x8(%rsp)
400741:  xor    %eax,%eax
400743:  mov    %rsp,%rdi
400746:  callq  4006e0 <gets>
40074b:  mov    %rsp,%rdi
40074e:  callq  400570 <puts@plt>
400753:  mov    0x8(%rsp),%rax
400758:  xor    %fs:0x28,%rax
400761:  je     400768 <echo+0x39>
400763:  callq  400580 <__stack_chk_fail@plt>
400768:  add    $0x18,%rsp
40076c:  retq
```

Setting Up Canary

Before call to gets



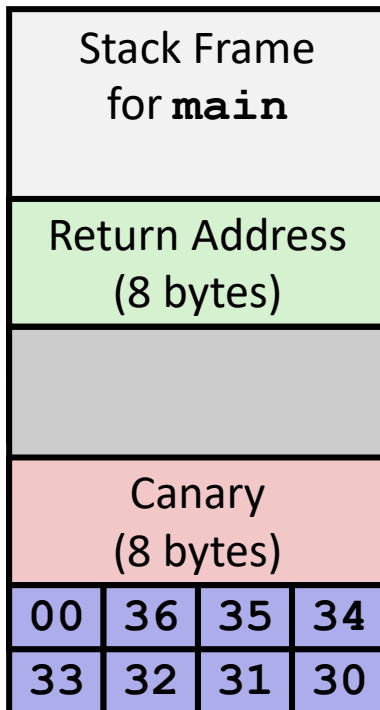
```
/* Echo Line */
void echo()
{
    char buf[4]; /* Way too small! */
    gets(buf);
    puts(buf);
}
```

echo:

```
. . .
mov     %fs:0x28, %rax # Get canary
mov     %rax, 0x8(%rsp) # Place on stack
xor     %eax, %eax     # Erase register
. . .
```

Checking Canary

After call to gets



`buf` ← `%rsp`

```

/* Echo Line */
void echo()
{
    char buf[4]; /* Way too small! */
    gets(buf);
    puts(buf);
}

```

Input: `0123456`

Some systems:

LSB of canary is 0x00

Allows input 01234567

`echo:`

```

. . .
mov     0x8(%rsp),%rax    # Retrieve from stack
xor     %fs:0x28,%rax    # Compare to canary
je      .L6              # If same, OK
call   __stack_chk_fail # FAIL

```


Quiz Time!

<https://canvas.cmu.edu/courses/37116/quizzes/109911>

Return-Oriented Programming Attacks

■ Challenge (for hackers)

- Stack randomization makes it hard to predict buffer location
- Marking stack non-executable makes it hard to insert binary code

■ Alternative Strategy

- Use existing code
 - Part of the program or the C library
- String together fragments to achieve overall desired outcome
- *Does not overcome stack canaries*

■ Construct program from *gadgets*

- Sequence of instructions ending in `ret`
 - Encoded by single byte `0xc3`
- Code positions fixed from run to run
- Code is executable

Gadget Example #1

```
long ab_plus_c
(long a, long b, long c)
{
    return a*b + c;
}
```

```
00000000004004d0 <ab_plus_c>:
4004d0: 48 0f af fe  imul %rsi,%rdi
4004d4: 48 8d 04 17  lea (%rdi,%rdx,1),%rax
4004d8: c3           retq
```

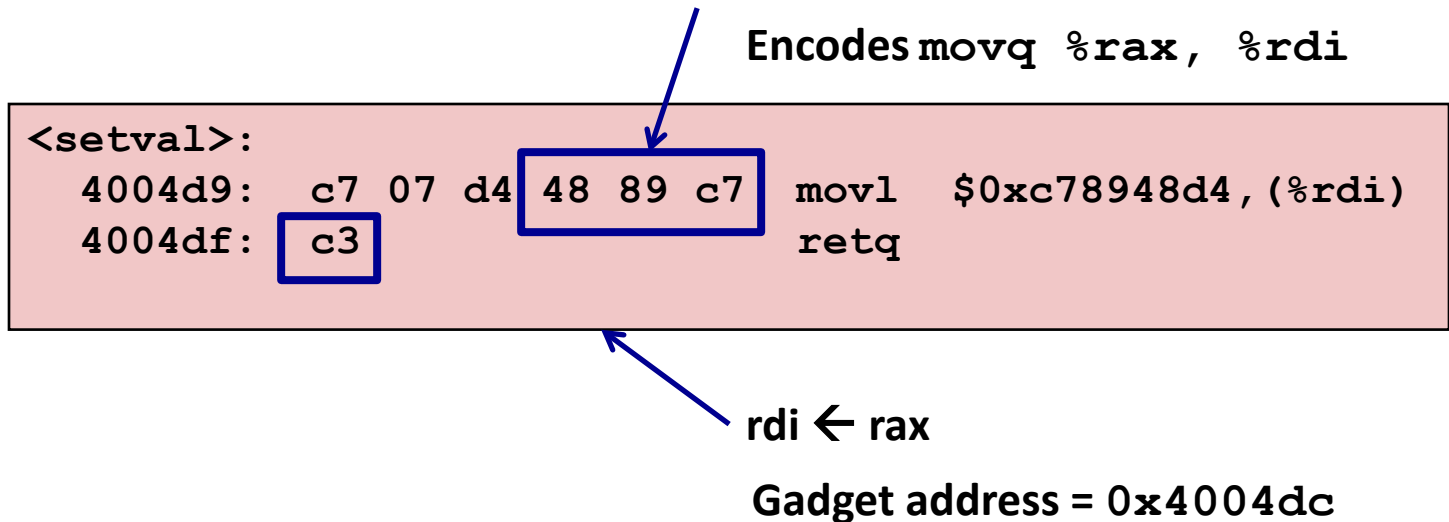
$\text{rax} \leftarrow \text{rdi} + \text{rdx}$

Gadget address = 0x4004d4

- Use tail end of existing functions

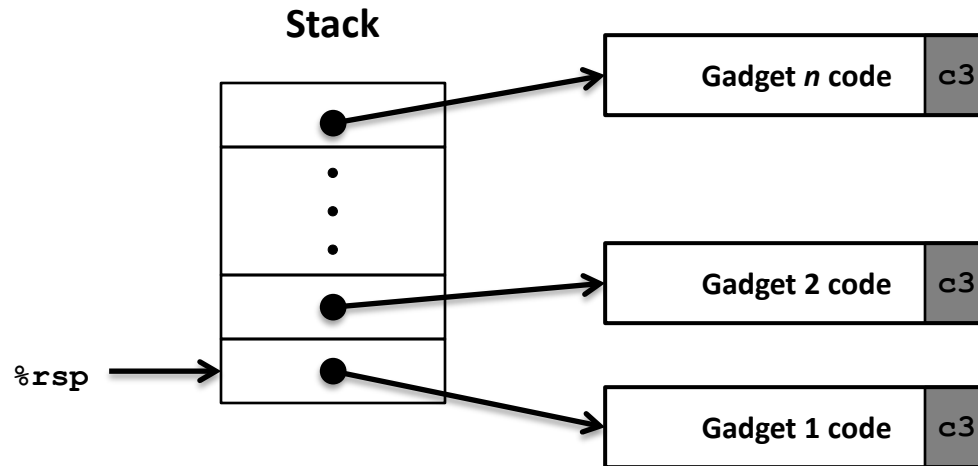
Gadget Example #2

```
void setval(unsigned *p) {
    *p = 3347663060u;
}
```



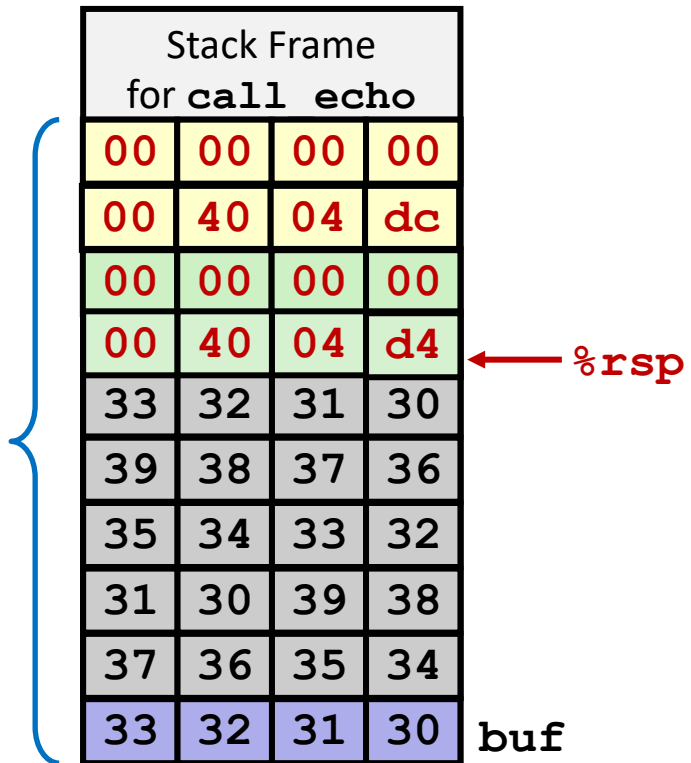
■ Repurpose byte codes

ROP Execution



- **Trigger with `ret` instruction**
 - Will start executing Gadget 1
- **Final `ret` in each gadget will start next one**
 - `ret`: pop address from stack and jump to that address

Crafting an ROP Attack String



■ Gadget #1

- `0x4004d4` `rax ← rdi + rdx`

■ Gadget #2

- `0x4004dc` `rdi ← rax`

■ Combination

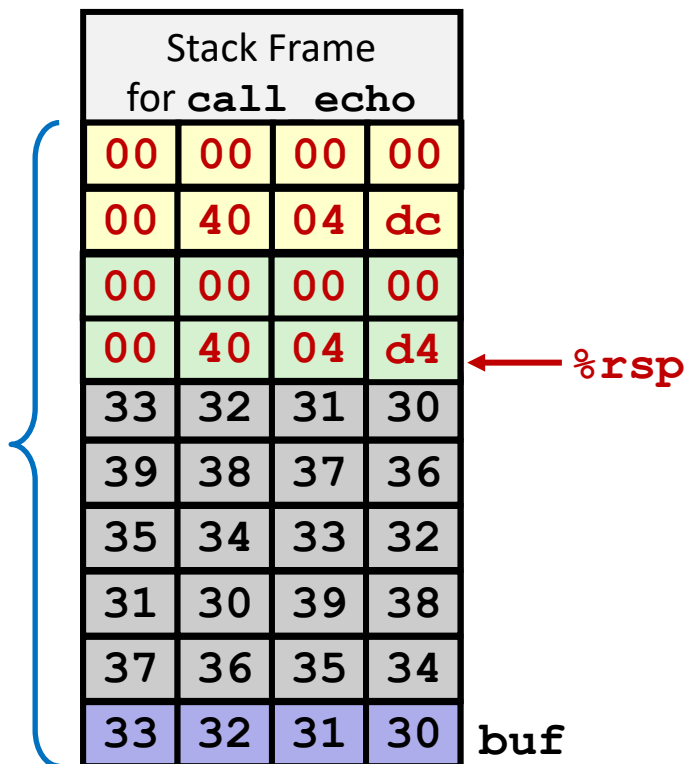
`rdi ← rdi + rdx`

Attack String (Hex)

```
30 31 32 33 34 35 36 37 38 39 30 31 32 33 34 35 36 37 38 39 30 31 32 33
d4 04 40 00 00 00 00 00 00 dc 04 40 00 00 00 00 00
```

Multiple gadgets will corrupt stack upwards

What Happens When echo Returns?



1. Echo executes `ret`
 - Starts Gadget #1
2. Gadget #1 executes `ret`
 - Starts Gadget #2
3. Gadget #2 executes `ret`
 - Goes off somewhere ...

Multiple gadgets will corrupt stack upwards

Today

- Memory Layout
- **Buffer Overflow**
 - Vulnerability
 - Protection
 - Bypassing Protection
- Unions

Do parts 5 and 6 now

Today

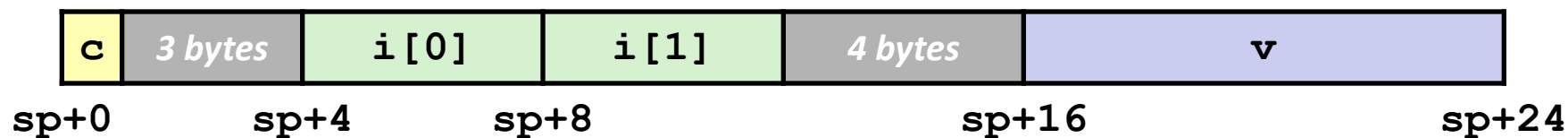
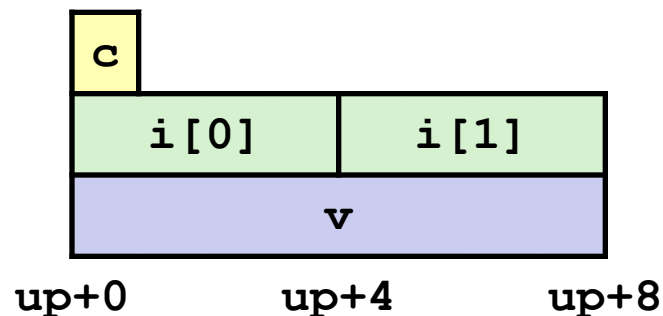
- **Memory Layout**
- **Buffer Overflow**
 - Vulnerability
 - Protection
 - Bypassing Protection
- **Unions**

Union Allocation

- Allocate according to largest element
- Can only use one field at a time

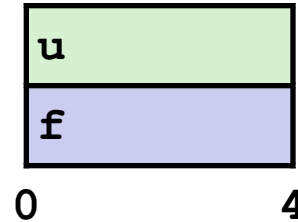
```
union U1 {
  char c;
  int i[2];
  double v;
} *up;
```

```
struct S1 {
  char c;
  int i[2];
  double v;
} *sp;
```



Using Union to Access Bit Patterns

```
typedef union {
    float f;
    unsigned u;
} bit_float_t;
```



```
float bit2float(unsigned u)
{
    bit_float_t arg;
    arg.u = u;
    return arg.f;
}
```

Same as (float) u?

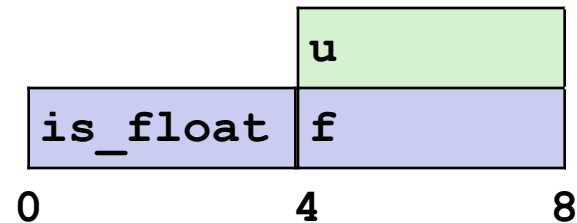
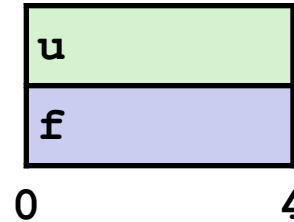
```
unsigned float2bit(float f)
{
    bit_float_t arg;
    arg.f = f;
    return arg.u;
}
```

Same as (unsigned) f?

Using Unions as Sum Types

```
typedef union {  
    float f;  
    unsigned u;  
} num_t;
```

```
typedef struct {  
    bool is_float;  
    num_t val;  
} value_t;
```



(technically `is_float` only takes 1 byte and then there's 3 bytes of padding)