

General Dynamic Routing with Per-Packet Delay Guarantees of $O(\text{distance} + 1 / \text{session rate})^*$

Matthew Andrews[†] Antonio Fernández[‡] Mor Harchol-Balter[§] Tom Leighton[¶]
Lisa Zhang^{||}

Abstract

A central issue in the design of modern communication networks is that of providing performance guarantees. This issue is particularly important if the networks support real-time traffic such as voice and video. The most critical performance parameter to bound is the delay experienced by a packet as it travels from its source to its destination.

We study dynamic routing in a connection-oriented packet-switching network. We consider a network with arbitrary topology on which a set of sessions is defined. For each session i , packets are injected at a rate r_i to follow a predetermined path of length d_i . Due to limited bandwidth, only one packet at a time may advance on an edge (link). Session paths may overlap subject to the constraint that the total rate of sessions using any particular edge is at most $1 - \varepsilon$, for any constant $\varepsilon \in (0, 1)$.

We address the problem of scheduling the sessions at each switch, so as to minimize worst-case packet delay and queue buildup at the switches. We show the existence of a periodic schedule that achieves a delay bound of $O(1/r_i + d_i)$ with only constant-size queues at the switches. This bound is asymptotically-optimal for periodic schedules.

A consequence of this result is an asymptotically-optimal schedule for the static routing problem, wherein all packets are present at the outset. We obtain a delay bound of $O(c_i + d_i)$ for packets on path P_i , where d_i is the number of edges in P_i and c_i is the maximum congestion along edges in P_i . This improves upon the previous known bound of $O(c + d)$, where $d = \max_i d_i$ and $c = \max_i c_i$.

We also present a simple distributed algorithm that, with high probability, delivers every session- i packet to its destination within $O(1/r_i + d_i \log(m/r_{\min}))$ steps of its injection, where r_{\min} is the minimum session rate, and m is the number of edges in the network. Our results can be generalized to (leaky-bucket constrained) bursty traffic, where session i tolerates a burst size of b_i . In this case, our delay bounds become $O(b_i/r_i + d_i)$ and $O(b_i/r_i + d_i \log(m/r_{\min}))$, respectively.

*Supported by Army grant DAAH04-95-1-0607 and ARPA contract N00014-95-1-1246.

[†]Bell Laboratories, Murray Hill NJ. Email: andrews@research.bell-labs.com. Work done while at MIT. Supported by NSF contract 9302476-CCR.

[‡]Universidad Rey Juan Carlos, Móstoles, Spain. Email: a.fernandez@escet.urjc.es. Work done while at MIT. Supported by the Spanish Ministry of Education.

[§]Supported by NSF Postdoctoral Fellowship in the Mathematical Sciences.

[¶]Department of Mathematics and Laboratories for Computer Science. Email: ftl@math.mit.edu.

^{||}Bell Laboratories, Murray Hill NJ. Email: ylz@research.bell-labs.com. Work done while at MIT. Supported by an NSF graduate fellowship.

1 Introduction

1.1 Motivation

Motivated by the need for quality-of-service guarantees, network designers today offer *connection-oriented* service in many networks, e.g. ATM (Asynchronous Transfer Mode) networks. In this medium, a user requests a particular share of the bandwidth and injects a stream of packets along one particular session at the agreed-upon rate. An important consequence of the user's predictability is that the network can, in return, guarantee the user an *end-to-end delay bound*, i.e. an upper bound on the time that any packet takes to move from its source to its destination. In order to provide this delay guarantee, the network must determine how to schedule the packets that contend for the same edge simultaneously. Apart from delay bounds, it is also important to guarantee small queues at each switch due to limited buffer size. In this paper we show how to design schedules that guarantee asymptotically-optimal per-session delay bounds as well as small queues.

1.2 Model and Problem

Consider a network \mathcal{N} of arbitrary topology and a set of sessions defined on this network. A session i is associated with a source node, a destination node, and a simple path from the source to the destination. (A path is *simple* if it uses each edge at most once.) Packets are injected to the network \mathcal{N} in sessions. A packet injected in session i enters the system at the source node of i , traverses the path associated with i , and then is absorbed at its destination. The length d_i is the number of edges on the path from the source to the destination of session i .

Each session i has an associated injection rate r_i . This rate constrains the injection of new packets from the session so that, during any interval of t consecutive steps, at most $tr_i + 1$ packets can be injected in session i , for any t .

We assume that all packets have the same size and all edges have the same bandwidth. We also assume a synchronized store-and-forward routing, where at each step at most one packet can traverse each edge. When two packets simultaneously contend for the same edge, one packet has to wait in a queue. During the routing, packets wait in two different kinds of queues. After a packet has been injected, but before it leaves its source, the packet is stored in an *initial queue*. Once the packet has left its source, during any time it is waiting to traverse an edge, the packet is stored in an *edge queue*. The *end-to-end delay* (delay for short) for a packet is the total time from the packet injection until it reaches its destination. This includes the total time the packet spends waiting in both types of queues, plus the time it spends traversing edges.

Our goal is to minimize both the end-to-end delay for each packet and the length of all edge queues. In order to achieve delay guarantees and bounded queue sizes, it is necessary to require that, for all edges e , the sum of the rates of the sessions that use edge e is at most 1. Throughout, we shall assume that the sum of the rates of the sessions using any edge e is at most $1 - \varepsilon$, for a constant $\varepsilon \in (0, 1)$. This constant ε will appear throughout our subsequent bounds.

Our paper focuses on the problem of timing the movements of the packets along their paths. A *schedule* specifies which packets move and which packets wait in queues at each time step. Most of the schedules obtained in this paper are *template-based*. The schedule defines a fixed *template* for each edge in advance. A template of size M is a wheel with M slots, each of which contains at most one token. Each token is affiliated with some session. The wheel spins at the speed of one slot per time step. A session- i packet can traverse the edge if and only if a session- i token appears. For each session- i token, the session- i packet that uses it will be the one that has been waiting to

cross the edge for the longest amount of time, i.e. the session- i packets use the session- i tokens in a First-Come-First-Served manner. The template size and associated tokens do not change over time.

We show that per-session delay bounds that are asymptotically optimal for template-based schedules can be achieved. Meanwhile, constant-size edge queues can be achieved as well.

1.3 Lower Bounds

We observe that d_i is always a lower bound on the delay for session i , since every session- i packet has to cross d_i edges. It is also easy to see that $\Omega(1/r_i)$ is an existential lower bound. For instance, consider n sessions, all of which have the same rate $r = (1 - \varepsilon)/n$ and the same initial edge e . If a packet is injected in each session simultaneously, one of the packets requires $n = \Omega(1/r)$ steps to cross e .

Furthermore, for *any* given set of sessions, $\Omega(1/r_i)$ is a lower bound for some session i in template-based schedules. Consider the template for an edge e where $\sum_e r_i = 1 - \varepsilon$. By the pigeon-hole principle, the tokens for some session i can occupy at most a fraction of $r_i/(1 - \varepsilon)$ of the slots on the template. Hence, there exist two session- i tokens that are separated by at least $(1 - \varepsilon)/r_i$ slots. As a result, an adversary can make sure a session- i packet arrives just after the first token has passed, thereby forcing the packet to wait $\Omega(1/r_i)$ steps.

If the schedule is not restricted to being template-based, the scheduler is more powerful. The scheduler does not have to decide on a fixed schedule in advance, but rather can make a new decision at each step, based on seeing the adversary's injections. In this case it is unknown if for *any* given set of sessions $\Omega(1/r_i)$ is a lower bound.

1.4 Previous Work

The problem of dynamic packet routing in the above setting is well studied. Until recently, the best delay bound known was $O(d_i/r_i)$ for packets of session i . It is tempting to believe that this is the best possible delay bound, since a session- i packet may need to wait $\Omega(1/r_i)$ steps to cross each of the d_i edges on its route. However, this upper bound of $O(d_i/r_i)$ can be much improved.

In 1990, Demers, Keshav and Shenker [8] proposed a widely-studied routing algorithm called Weighted Fair Queueing (WFQ). WFQ is a packetized approximation of the idealized fluid model algorithm Generalized Processor Sharing (GPS). WFQ is simple and distributed. This same algorithm was proposed independently by Parekh and Gallager [14, 15] in 1992 under the name of Packet-by-Packet Generalized Processor Sharing (PGPS). Parekh and Gallager prove that the algorithm has an end-to-end delay guarantee of $2d_i/r_i$ [15, page 148] in the case when all packets have the same size.

In their 1996 paper, Rabani and Tardos [16] produce an algorithm that routes every packet to its destination with probability $1 - p$ in time $O(1/r_{\min}) + (\log^* p^{-1})^{O(\log^* p^{-1})} d_{\max} + \text{poly}(\log p^{-1})$, where $r_{\min} = \min_i r_i$ and $d_{\max} = \max_i d_i$. Ostrovsky and Rabani improve the bound to $O(1/r_{\min} + d_{\max} + \log^{1+\varepsilon} p^{-1})$ [13]. These bounds are not session-based, meaning that if one session has a small rate or a long path then the delay bounds for all sessions will suffer. The algorithms of Rabani et al. are distributed, where knowledge of the entire network is not assumed, but each packet carries some information.

The main technique of Rabani et al. is based on “delay-insertion”. The intuition here is that if each packet receives a large random initial delay, then the packets are sufficiently spread out to ensure that they only need to wait $O(1)$ steps at each successive edge rather than $\Omega(1/r_i)$ steps. This delay-insertion technique is used extensively by Leighton et al. in [10, 11] in the context of

static routing. (In the *static* routing problem, all packets are present in the network initially.) Since our main result employs many techniques from [10], we give a detailed summary of [10] in Section 4.1.

A contrasting model, the *connectionless adversarial queueing model*, is also much studied, e.g. [4, 1]. Here the paths on which packets are injected can change over time giving the adversary more power. In the adversarial queueing model the best delay bound known is polynomial in the maximum path length [1].

1.5 Our Results

We first provide a randomized, distributed scheduler that achieves a delay bound for session i packets of $O(1/r_i + d_i \log(m/r_{\min}))$ and a bound on the queue size of $O(\log(m/r_{\min}))$, where m is the number of edges in the network and $r_{\min} = \min_i r_i$. While this bound is not optimal, it nevertheless conveys some intuition for our main result.

The main contribution of this paper is an asymptotically-optimal template-based schedule. We prove that a schedule exists for the dynamic routing problem such that the end-to-end delay of each session- i packet is bounded by $O(1/r_i + d_i)$.¹ Our result improves upon previous work in several aspects.

- We provide a session-based delay guarantee. That is, packets from sessions with short paths and high injection rates reach their destinations fast. This is a big improvement over the previous bounds, which are stated in terms of $r_{\min} = \min_i r_i$ and $d_{\max} = \max_i d_i$. We also guarantee that every packet always reaches its destination within the delay bound, without dropping any packets.
- We guarantee constant-size edge queues. This is interesting because edge queues are much more expensive than initial queues in practice.
- A consequence of our result is a packet-based bound, which improves upon the $O(c+d)$ bound in [10] for the static problem. (See Section 4.1 for the problem and parameter definitions.) We show that if packet p_i follows a route P_i , then p_i can be routed to its destination within $O(c_i + d_i)$ steps, where c_i is the maximum congestion along P_i and d_i is the number of edges on P_i . This result trivially follows from our result by creating a different session i for each packet p_i , and defining $r_i = (1 - \varepsilon)/c_i$, where ε is a positive constant used to ensure that the load on any edge is under 1.

For a template-based schedule, even if the computation of the schedule is time-consuming, it only needs to be done once. Packets can then be scheduled indefinitely as long as the sessions do not change.

Leaky-bucket injection model Our results above can be generalized to bursty traffic streams that are *leaky-bucket regulated*. Here, each session i has a maximum burst size (or bucket size) of $b_i \geq 1$ and an average arrival rate of r_i . During any t consecutive time steps at most $r_i t + b_i$ session- i packets are injected. Leaky-bucket regulated traffic is widely used in the literature, e.g. [6, 7, 9, 14, 15, 18].

¹In this paper, we concentrate on proving the existence of such a schedule. However, the proof can be made constructive using ideas of Leighton, Maggs and Richa [11] that are based on Beck's algorithm [3]. For details, see [19].

Leaky-bucket regulated injections allow traffic shaping. When session- i packets are injected, they first enter the session- i bucket at the source. These packets then leave the bucket one at a time at the rate of r_i . In this way, the end-to-end delay is separated into two components: delay in the bucket and delay in the network. Since delay in the bucket is at most b_i/r_i , the end-to-end delay is increased by at most b_i/r_i steps, and the size of the edge queues is unchanged.

The rest of the paper is divided into sections as follows. We first give some definitions and preliminary results in Section 2. Then, in Section 3, we describe a simple distributed scheduler that has a delay bound of $O(1/r_i + d_i \log(m/r_{\min}))$. In Section 4, we overview the major techniques employed to achieve the main result: a bound of $O(1/r_i + d_i)$ and constant-size edge queues. In Section 5 we define a set of parameters used in the proof of the main result, and in Section 6 we provide a detailed proof of the main result.

2 Preliminaries

In this section we present some preliminary results. Section 2.1 proves a generic fact about “token sequences” for template-based schedules. Section 2.2 presents two lemmas for probabilistic analysis that will be used extensively throughout the paper.

2.1 Token Sequences

Throughout the paper we define template-based schedules in terms of *token sequences*. A token sequence for session i consists of d_i session- i tokens, $\mathcal{K}_1, \dots, \mathcal{K}_{d_i}$, one from each template along the session- i path, where \mathcal{K}_{j+1} appears $x_j > 0$ steps after \mathcal{K}_j . Then x_j is the *token lag* for these two tokens and $\sum_{j=1}^{d_i-1} x_j$ is the end-to-end delay for this token sequence. Two token sequences can not have tokens in common.

In the following we show that, in any template-based schedule, bounding the delay for token sequences is sufficient to bound the packet delays and that bounding the token lag is sufficient to bound the edge queues. Our proof relies on Lemma 1. A vector $\vec{v} = [v_1, v_2, \dots, v_n]$ is *sorted* if $v_1 \leq v_2 \leq \dots \leq v_n$. We define $\text{perm}(\vec{v})$ to be a sorted vector whose components form a permutation of the components of \vec{v} . We also use the notation $\vec{u} < \vec{v}$ to indicate that the j th component of \vec{u} is smaller than the j th component of \vec{v} for each j .

Lemma 1 *Let $\vec{u} = [u_1, u_2, \dots, u_n]$ and $\vec{v} = [v_1, v_2, \dots, v_n]$ be two vectors, each of which consists of n distinct numbers. Suppose \vec{u} is sorted, i.e. $\text{perm}(\vec{u}) = \vec{u}$, and suppose $\vec{u} < \vec{v}$. Then,*

1. $\text{perm}(\vec{u}) < \text{perm}(\vec{v})$;
2. If $\vec{v} < \vec{u} + \vec{z}$, then $\text{perm}(\vec{v}) < \text{perm}(\vec{u}) + \vec{z}$, where $\vec{z} = [z, \dots, z]$ is a vector of n z 's for a scalar z .
3. Let $|\vec{v}|$ represent the maximum component of \vec{v} , then $|\text{perm}(\vec{v}) - \text{perm}(\vec{u})| \leq |\vec{v} - \vec{u}|$.

Proof: Let $\text{perm}(\vec{v}) = [v_{\sigma(1)}, \dots, v_{\sigma(n)}]$, where σ represents the sorted permutation of \vec{v} .

1. Let us compare u_j and $v_{\sigma(j)}$. There are two cases to consider. If $j \leq \sigma(j)$, then $u_j \leq u_{\sigma(j)} < v_{\sigma(j)}$. These inequalities hold since \vec{u} is sorted by assumption and $\vec{u} < \vec{v}$. If $j > \sigma(j)$, then there exists $j' \geq j$ such that $v_{j'} \leq v_{\sigma(j)}$. (Otherwise, for all $j' \geq j$, $v_{j'} > v_{\sigma(j)}$. However, only $n - j$ components of \vec{v} can be greater than $v_{\sigma(j)}$.) Combining the fact that \vec{u} is sorted and $\vec{u} < \vec{v}$, we have $u_j \leq u_{j'} < v_{j'} \leq v_{\sigma(j)}$. Therefore, $\text{perm}(\vec{u}) < \text{perm}(\vec{v})$ in both cases.

2. Since $\text{perm}(\vec{u} + \vec{z}) = \text{perm}(\vec{u}) + \vec{z}$ for $\vec{z} = [z, \dots, z]$, Property 1 implies $\text{perm}(\vec{v}) < \text{perm}(\vec{u} + \vec{z}) = \text{perm}(\vec{u}) + \vec{z}$.
3. Suppose $|\text{perm}(\vec{v}) - \text{perm}(\vec{u})| = v_{\sigma(j)} - u_j$. There are two cases to consider. If $v_{\sigma(j)} \leq v_j$, then $v_{\sigma(j)} - u_j \leq v_j - u_j$, which implies $|\text{perm}(\vec{v}) - \text{perm}(\vec{u})| \leq |\vec{v} - \vec{u}|$. If $v_{\sigma(j)} > v_j$, then there exists $j' < j$ such that $v_{\sigma(j)} \leq v_{j'}$. (Otherwise, for all $j' \leq j$, $v_{\sigma(j)} > v_{j'}$. However, only $j - 1$ components of \vec{v} can be smaller than $v_{\sigma(j)}$.) Since $u_{j'} < u_j$ by the assumption that \vec{u} is sorted, we have $v_{\sigma(j)} - u_j \leq v_{j'} - u_{j'}$, which implies $|\text{perm}(\vec{v}) - \text{perm}(\vec{u})| \leq |\vec{v} - \vec{u}|$. Property 3 follows. □

We are ready to transform a token-sequence-based bound into a packet-based bound. Although it might seem straightforward, the difficulty is that a packet is unable to identify a token sequence. This means if a session- i token appears, then the session- i packet that has been waiting the longest has to move. The first token in a token sequence is called an *initial token*.

Theorem 2 *Consider any template-based schedule. If the end-to-end delay for each session- i token sequence is bounded by X , then each session- i packet reaches its destination within X steps after it obtains an initial token. If the token lag is bounded by x for all token sequences for all sessions, then the edge queue size is also bounded x .*

Proof: It suffices to show the following. For any $y \geq 1$, consider the first y session- i packets injected. After obtaining its initial token, each of these y packets reaches the destination within X steps and it waits at most x steps to advance each edge.

Let T_{k1} be the time that the k th packet catches an initial token \mathcal{K}_k and advances its first edge. Let T_{kj} be the time that the k th packet would cross the j th edge if it followed the token sequence initiated at \mathcal{K}_k . Note that T_{kj} is not necessarily the time that the k th packet crosses the j th edge in a template-based schedule. However, T_{kj} does represent the time that a token would appear on the j th edge. We have $T_{11} < T_{21} < \dots < T_{y1}$, and $T_{k1} < T_{k2} < \dots < T_{kd_1}$ for $1 \leq k \leq y$.

We first apply Property 1 of Lemma 1 to show that packets 1 through y are able to cross the j th edge by times $\text{perm}(T_{1j}, T_{2j}, \dots, T_{yj})$, for $1 \leq j \leq d_i$. Take an example of the second edge. Let $\text{perm}(T_{12}, T_{22}, \dots, T_{y2}) = [T_{\sigma(1),2}, T_{\sigma(2),2}, \dots, T_{\sigma(y),2}]$, where σ represents the sorted permutation. Property 1 of Lemma 1 implies $[T_{11}, T_{21}, \dots, T_{y1}] < [T_{\sigma(1),2}, T_{\sigma(2),2}, \dots, T_{\sigma(y),2}]$. Since packet 1 has left its first edge by time T_{11} and an unused token for the second edge appears by $T_{\sigma(1),2}$, packet 1 is able to advance its second edge by $T_{\sigma(1),2}$. Since packet 1 has left by $T_{\sigma(1),2}$, packet 2 is able to obtain an unused token by $T_{\sigma(2),2}$ and advance its second edge. Similar reasoning applies to packets 3 through y for the second edge. Inductively, packets 1 through y are able to advance their last edge by $\text{perm}(T_{1d_i}, T_{2d_i}, \dots, T_{yd_i})$. This quantity is bounded by $[T_{11} + X, T_{21} + X, \dots, T_{y1} + X]$ by Property 2 of Lemma 1. Hence, all the session- i packets reach their destination within X steps after they obtain the initial tokens.

Let us bound the queue size now. Consider the j th edge, where $1 \leq j \leq d_i$. Suppose packet k , for $1 \leq k \leq y$, uses token \mathcal{K}_{kj} to cross its j th edge at time t_{kj} . Let $\mathcal{K}_{k,j+1}$ be the $(j+1)$ st token on the same token sequence as \mathcal{K}_{kj} , and let $t_{k,j+1}$ be the time that $\mathcal{K}_{k,j+1}$ appears. (Note that \mathcal{K}_{kj} is not necessarily on the same token sequence as the initial token that packet k used to cross its first edge, and that $\mathcal{K}_{k,j+1}$ is not necessarily the token that packet k would use to cross the $(j+1)$ st edge.) Since $t_{kj} < t_{k,j+1}$, Property 1 of Lemma 1 and our argument for the delay bound above imply that packets 1 through y are able to cross the $(j+1)$ st edge by $\text{perm}(t_{1,j+1}, t_{2,j+1}, \dots, t_{y,j+1})$. Property 3 of Lemma 1 shows that $|\text{perm}(t_{1,j+1}, t_{2,j+1}, \dots, t_{y,j+1}) - [t_{1j}, t_{2j}, \dots, t_{yj}]|$ is bounded by

x , the token lag. Hence, a packet waits at most x steps to advance each edge once it obtains an initial token. \square

2.2 Lemmas for Probabilistic Analysis

Throughout the construction of our schedules, we use the Lovász Local Lemma [17, pages 57-58] and a Chernoff Bound [5] for probabilistic analysis. We include them here for easy reference.

[Lovász Local Lemma] *Let E_1, \dots, E_n be a set of “bad events” each occurring with probability at most p and with dependence at most d (i.e. every bad event is mutually independent of some set of $n - d$ other bad events). If $4pd < 1$, then*

$$\Pr \left[\bigcap_{i=1}^n \bar{E}_i \right] > 0.$$

In other words, no bad event occurs with a nonzero probability.

[Chernoff Bound] *Let X_i be n independent Bernoulli random variables with probability of success p_i . Let $X = \sum_{i=1}^n X_i$ and let the expectation $\mu = \sum_{i=1}^n p_i$. Then for $0 < \delta < 1$, we have,*

$$\Pr [X > (1 + \delta)\mu] \leq e^{-\delta^2 \mu / 3}.$$

We also prove a variation of the Chernoff bound.

Lemma 3 *Let X_i be n independent Bernoulli random variables with probability of success p_i . Let $X = \sum_{i=1}^n X_i$ and the expectation $E[X] = \sum_{i=1}^n p_i$. Then for $u \geq E[X]$ and $0 < \delta < 1$, we have,*

$$\Pr [X > (1 + \delta)u] \leq e^{-\delta^2 u / 3}.$$

Proof: We prove the lemma by amplifying the success probabilities. If $u \geq n$, then $\Pr [X \geq (1 + \delta)u] = 0$ and we are done. Otherwise, let p'_i be a value such that $p_i \leq p'_i \leq 1$ and $\sum_{i=1}^n p'_i = u$. We have,

$$\begin{aligned} & \Pr [X > (1 + \delta)u \mid \text{success probabilities } p_1, \dots, p_n] \\ & \leq \Pr [X > (1 + \delta)u \mid \text{success probabilities } p'_1, \dots, p'_n]. \end{aligned}$$

The Chernoff bound implies that the above probability is bounded by $e^{-\delta^2 u / 3}$. \square

3 Suboptimal Schedules

We present in this section a simple randomized distributed scheduler that, with high probability, produces a delay bound of $O\left(\frac{1}{r_i} + d_i \log \frac{m}{r_{\min}}\right)$ and edge queues of size $O\left(\log \frac{m}{r_{\min}}\right)$ where m is the number of edges and $r_{\min} = \min_i r_i$. This preliminary result is substantially simpler to prove than the optimal result of $O(1/r_i + d_i)$ because of the relaxed bounds. Nevertheless, it illustrates the basic ideas necessary to prove the main result. We begin with a *centralized* scheme in Section 3.1 that achieves these bounds, and then convert it to a *distributed* scheme in Section 3.2.

3.1 A Simple Centralized Scheduler

As stated above, we now present a centralized scheduler that achieves the desired delay bound of $O\left(\frac{1}{r_i} + d_i \log \frac{m}{r_{\min}}\right)$ with edge queues of size $O\left(\log \frac{m}{r_{\min}}\right)$.

The structure of the proof is as follows: There are d_i edges which must be traversed by a packet of session i . We will prove that the time the packet spends waiting for a token at each edge along the path (after the first edge) is $O(\log \frac{m}{r_{\min}})$. Hence the time to traverse all edges (but the first) is $O\left(d_i \log \frac{m}{r_{\min}}\right)$. It turns out that the time spent waiting to receive the very first token (what we refer to as *initial* waiting time) is $O\left(\frac{1}{r_i} + d_i \log \frac{m}{r_{\min}}\right)$. Hence the result follows.

The difficulty is to come up with a placement of tokens which achieves the above bounds. To do this, we will first come up with an *illegal* placement of tokens, where we place more than 1 tokens in some slots and zero tokens in other slots. We will prove delay bounds on the illegal placement. We will then apply a *smoothing* procedure which “smooths” out the bumps in the illegal placement, making it legal. We will prove that the smoothing process does not change the bounds very much.

Template Size

We first decide the template size \mathcal{T} . Roughly speaking, \mathcal{T} needs to be sufficiently large so that enough tokens can be placed to accommodate arrivals from all sessions every \mathcal{T} steps. We express the injection rate for session i in terms of $\hat{r}_i = s_i/\ell_i$, a fraction slightly larger than r_i . If \mathcal{T} is the least common multiple of ℓ_i for all i , then we can place s_i session- i tokens every ℓ_i consecutive slots on each template along the path of session i . The quantities of ℓ_i and s_i are defined as follows:

$$\ell_i = 2^{\lceil \log \frac{2}{\varepsilon r_i} \rceil} \quad (1)$$

$$s_i = \lfloor \ell_i r_i (1 + \varepsilon/2) \rfloor \quad (2)$$

$$\hat{r}_i = s_i/\ell_i \quad (3)$$

where ε is that constant necessary to ensure that the sum of the rates of the sessions using any edge is at most $1 - \varepsilon < 1$. In other words, ℓ_i is the smallest power of 2 that is larger than or equal to $2/(\varepsilon r_i)$, and s_i is the largest integer that is less than or equal to $\ell_i r_i (1 + \varepsilon/2)$.

Lemma 4 *We have the following properties for \hat{r}_i .*

1. $r_i \leq \hat{r}_i \leq r_i(1 + \varepsilon/2)$ for each session i ;
2. $\sum_{i \in S_e} \hat{r}_i \leq 1 - \varepsilon/2$ for each edge e , where S_e is the set of sessions that cross edge e .

Proof: Property 1 is equivalent to,

$$\ell_i r_i \leq s_i \leq \ell_i r_i (1 + \varepsilon/2).$$

The difference between the lower bound and the upper bound is $\ell_i r_i \varepsilon/2$, which is at least 1 by the definition of ℓ_i . Therefore, there exists an integer in the range of $[\ell_i r_i, \ell_i r_i (1 + \varepsilon/2)]$, and s_i is such an integer by definition. Property 1 follows.

Given $\sum_{i \in S_e} r_i \leq 1 - \varepsilon$, we have $\sum_{i \in S_e} \hat{r}_i \leq (1 - \varepsilon)(1 + \varepsilon/2) < 1 - \varepsilon/2$. Property 2 follows. \square

We now define the template size \mathcal{T} to be $\max_i \ell_i$, which is $\Theta\left(\frac{1}{r_{\min}}\right)$. Since all the ℓ_i 's are powers of 2, \mathcal{T} is also the least common multiple of the ℓ_i 's.

Token Placement

We describe a procedure to place the tokens for all sessions. We start with an *illegal placement* of tokens. For each session i , we first place s_i *initial tokens* in one slot every ℓ_i slots on the template that corresponds to the first edge of session i . We then delay each initial token of session- i by an amount chosen uniformly and independently at random from $[L + 1, L + \ell_i]$, where

$$L = 2^{\lceil \log(\frac{\alpha}{2} \log(m\mathcal{T})) \rceil}, \quad (4)$$

for a constant α . In other words, L is a power of 2 that is greater than or equal to $\frac{\alpha}{2} \log(m\mathcal{T})$. As we shall see, this is enough randomness to spread out the tokens. For every session- i token a placed on the template corresponding to the j th edge, we place a session- i token b on the template corresponding to the $(j + 1)$ st edge such that b appears exactly $2L$ steps after a . In this way, we have partitioned all the session- i tokens into $\mathcal{T}\hat{r}_i$ sequences, where each token sequence has d_i tokens and two neighboring tokens in each sequence are $2L$ apart. In the following we show that the tokens cannot be too clustered.

Lemma 5 *At most L tokens appear in any consecutive L slots on any template with probability at least $1 - 1/(m\mathcal{T})$, where L is defined in (4) for a sufficiently large constant α .*

Proof: Since s_i initial tokens for session- i are placed in one slot every ℓ_i slots and each is delayed by an amount chosen independently and uniformly at random from $[L + 1, L + \ell_i]$, the expected number of session- i tokens in a single slot is s_i/ℓ_i , which is \hat{r}_i . Hence by linearity of expectations and Property 2 of Lemma 4, the expected number of tokens over all sessions in L consecutive slots is $\sum_i \hat{r}_i L \leq (1 - \varepsilon/2)L$. For a particular interval of L consecutive slots on a particular template, let the random variable X be the number of tokens in these slots. Whether or not a token lands in these L slots is a Bernoulli event. Since the delays to the initial tokens are chosen independently and all session paths are simple, these Bernoulli events are independent. Since $E[X] \leq (1 - \varepsilon/2)L$, we have the following by Lemma 3.

$$\Pr[X > L] \leq \Pr[X > (1 + \varepsilon/2)(1 - \varepsilon/2)L] \leq e^{-\varepsilon^2(1 - \varepsilon/2)L/12}.$$

In m templates there are at most $m\mathcal{T}$ intervals of L consecutive slots. Therefore, by a union bound the probability that more than L tokens appear in *any* L consecutive slots is bounded by,

$$m\mathcal{T} \Pr[X > L] \leq m\mathcal{T} e^{-\varepsilon^2(1 - \varepsilon/2)L/12} = m\mathcal{T} e^{-\varepsilon^2(1 - \varepsilon/2)\alpha \log(m\mathcal{T})/24}.$$

By choosing a sufficiently large constant α , we can bound the above probability by $1/(m\mathcal{T})$. \square

If the first pass of the delay insertion does not produce a token assignment that satisfies the condition of at most L tokens every L slots, we simply try another pass until the condition is met.

Smoothing

In order to guarantee one token per slot we carry out a *smoothing process*. Since there are at most L tokens in any consecutive L slots, we partition each template into intervals of L consecutive slots and arbitrarily place at most one token in each slot within each interval. (Note the template size \mathcal{T} is a multiple of L , since \mathcal{T} and L are both powers of 2.) Recall we have defined a token sequence for each session in the token placement process.

Lemma 6 *Let $\mathcal{K}_1, \dots, \mathcal{K}_{d_i}$ be any token sequence for session i , then after the smoothing process we have,*

1. *Token \mathcal{K}_j appears after \mathcal{K}_{j-1} , for $1 < j \leq d_i$;*
2. *The end-to-end delay of the token sequence is bounded by $2d_iL + 2L$ and the token lag is bounded by $4L$.*

Proof: Before the smoothing, \mathcal{K}_j appears exactly $2L$ steps after \mathcal{K}_{j-1} for $1 < j \leq d_i$, i.e. the token lag is $2L$. Since the smoothing process shifts each token by at most $L - 1$ slots, \mathcal{K}_j still appears after \mathcal{K}_{j-1} after the smoothing. The token lag therefore increases to at most $4L$. The end-to-end delay for the token sequence increases from $2d_iL$ to at most $2d_iL + 2L$ due to the shift of the first and the last tokens. \square

Theorem 7 *With high probability, the above randomized centralized scheme generates a template-based schedule that produces a delay bound of $O\left(\frac{1}{r_i} + d_i \log \frac{m}{r_{\min}}\right)$ and edge queues of size $O\left(\log \frac{m}{r_{\min}}\right)$.*

Proof: We first show that each session- i packet, p , is able to catch an initial token within $2L + 2\ell_i$ steps of its injection. Before the initial session- i tokens are delayed, we have exactly s_i tokens every ℓ_i slots. Since at most s_i session- i packets can be injected during ℓ_i steps, packet p would be able to obtain an initial token, say \mathcal{K} , in fewer than ℓ_i steps if the tokens were not delayed or shifted. Let p be injected at time t and let \mathcal{K} appear at T before \mathcal{K} is delayed and shifted, then $t \leq T < t + \ell_i$. Each initial token is delayed by an amount in the range of $[L + 1, L + \ell_i]$ during the token placement process and shifted by at most $L - 1$ slots during the smoothing process. Therefore, after the smoothing process \mathcal{K} appears after t but before $t + 2L + 2\ell_i$.

By Theorem 2 and Lemma 6, any session- i packet p is able to reach its destination within $2d_iL + 2L$ steps after it obtains its initial token. Therefore, the end-to-end delay for session- i packets is $(2L + 2\ell_i) + (2d_iL + 2L)$, which is $O\left(\frac{1}{r_i} + d_i \log \frac{m}{r_{\min}}\right)$. The edge queue size is bounded by the token lag $4L$, which is $O\left(\log \frac{m}{r_{\min}}\right)$. \square

3.2 A Simple Distributed Scheduler

The above scheme is centralized since the session- i tokens on one template are dependent on the previous template. However, it suggests the following simple *distributed* scheme for scheduling packets so as to achieve small delay. As in Section 3.1 we place initial tokens on the first edge of session i , however this time we delay each initial token by an amount chosen independently and uniformly at random from $[1, \ell_i]$, where ℓ_i is defined in Equation (1). (Note that the delay is from $[L + 1, L + \ell_i]$ in the centralized scheme.) Suppose that a session- i packet p now obtains its initial token at time T . Then for the j th edge on the session- i path, p is given a deadline of $T + 2L(j - 1) + L$, where L is defined in (4). Whenever two or more packets contend for the same edge simultaneously, the packet with the earliest deadline moves. Ties are broken arbitrarily. We call this scheme EARLIEST-DEADLINE-FIRST (EDF). Note that EDF is no longer template based. We show in Lemma 8 that the deadlines do not cluster together with high probability, and show in Lemma 9 that every packet meets its deadlines.

Lemma 8 *For any edge, at most L deadlines appear in any consecutive L time steps with probability at least $1 - 1/(mT)$, where L is defined in (4) for a sufficiently large constant α .*

Proof: The deadlines for a packet p are $T + L, T + 3L, T + 5L, \dots$, which correspond to the times that the tokens in a sequence appear. Hence, the proof is identical to that of Lemma 5. \square

Lemma 9 *If for any edge at most L deadlines appear in any consecutive L time steps, then each packet crosses every edge by its deadline by EDF.*

Proof: For the purpose of contradiction, let D be the first deadline that is missed. This implies all deadlines earlier than D are met. Let p be the packet that misses deadline D for edge e . Since packet p makes its previous deadlines, p must have crossed its previous edge by time $D - 2L$, or else e must be p 's first edge and p must have obtained its initial token at time $D - L$. Hence, at every time step from time $D - L + 1$ to D packet p is held up by another packet with deadline no later than D . Furthermore, these deadlines must be later than $D - L$ since all deadline earlier than D are met. Therefore, at least $L + 1$ packets have deadlines for edge e from time $D - L + 1$ to D . Our lemma follows from the contradiction. \square

By an argument similar to that in Theorem 7, a session- i packet obtains its initial token within $2\ell_i$ steps of its injection. Combined with Lemmas 8 and 9 we have,

Theorem 10 *With high probability, the randomized distributed scheme EARLIEST-DEADLINE-FIRST generates a schedule that produces an end-to-end delay bound of $O\left(\frac{1}{r_i} + d_i \log \frac{m}{r_{\min}}\right)$.*

In [2] simulations were carried out to compare the end-to-end delays produced by our EARLIEST-DEADLINE-FIRST scheme against those produced by Weighted Fair Queueing. The former outperformed the latter in a range of simulations.

4 Overview of the Main Result

Our main result for the dynamic routing problem parallels an earlier result on static routing. In Section 4.1 we review the method used for solving the static case, and in Section 4.2 we give an overview of the additional complexities that need to be addressed in the dynamic case.

4.1 A Bound of $O(c + d)$ for Static Routing

Leighton, Maggs and Rao consider the static routing problem for arbitrary networks in [10]. For static routing, all packets are present in the network initially. Each packet is associated with a source, a destination, and a route. The *congestion* on each edge is the total number of routes that require that edge, and the *dilation* of a route is the number of edges on the route. Leighton et al. show that for any set of routes with maximum congestion c (over all edges) and maximum dilation d (over all routes), there is a schedule of length $O(c + d)$ and edge queue size $O(1)$. In this schedule, at most one packet traverses each edge at each time step. A packet waits $O(c + d)$ steps initially before leaving its source, and it waits $O(1)$ steps to cross each edge thereafter.

We summarize here the techniques in [10]. The strategy for constructing an efficient schedule is to make a succession of *refinements* to an initial schedule $\mathcal{S}^{(0)}$. In $\mathcal{S}^{(0)}$, each packet moves at every step until it reaches its destination. This schedule has length d , but as many as c packets may traverse the same edge at the same step. Each refinement brings the schedule closer and closer to the requirement that at most one packet uses one edge per time step.

A T -frame is a time interval of length T . The *frame congestion*, C , in a T -frame is the largest number of packets that use any edge during the frame. The *relative congestion* in a T -frame is

the ratio C/T . The frame congestion (resp. relative congestion) on an edge e during a T -frame is defined to be the frame congestion (resp. relative congestion) associated with edge e .

It is obvious that the initial schedule $\mathcal{S}^{(0)}$ has relative congestion at most 1 for any c -frame. A *refinement* transforms a schedule $\mathcal{S}^{(q)}$ with relative congestion at most $c^{(q)}$ in any frame of size $I^{(q)}$ or larger into a schedule $\mathcal{S}^{(q+1)}$ with relative congestion at most $c^{(q+1)}$ in any frame of size $I^{(q+1)}$ or larger. The resulting frame size $I^{(q+1)}$ is much smaller than $I^{(q)}$, whereas the relative congestion $c^{(q+1)}$ is only slightly bigger than $c^{(q)}$. In particular, $I^{(q+1)} = \log^5 I^{(q)}$ and $c^{(q+1)} = (1 + o(1))c^{(q)}$. After a series of $O(\log^* c)$ refinements, a schedule $\mathcal{S}^{(\zeta)}$ is obtained where the relative congestion is $O(1)$ for any $O(1)$ -frame. A final schedule, in which at most one packet at a time crosses each edge, can be constructed by replacing each step of $\mathcal{S}^{(\zeta)}$ by a constant number of steps. Each refinement is achieved by inserting delays to the packets. It is the central issue in [10] to show that a set of delays always exists satisfying the criteria in Table 1.

Schedule	Frame size	Relative congestion
$\mathcal{S}^{(q)}$	$I^{(q)}$	$c^{(q)}$
Refinement	$\log^5 I^{(q)}$	$(1 + o(1))c^{(q)}$
$\mathcal{S}^{(q+1)}$	$I^{(q+1)}$	$c^{(q+1)}$

Table 1: Frame-refinement for static routing in [10].

4.2 A Bound of $O(1/r_i + d_i)$ for Dynamic Routing

Our result for the dynamic routing problem is parallel to that in [10]. For an arbitrary network where paths (sessions) are defined, we show that there is a schedule such that every session- i packet reaches its destination within $O(1/r_i + d_i)$ steps of its injection, where r_i and d_i are the injection rate and path length for session i , respectively. A session- i packet waits $O(1/r_i + d_i)$ steps initially before leaving its source, and it waits $O(1)$ steps to cross each edge afterwards.

To achieve a session-based, end-to-end delay bound of $O(1/r_i + d_i)$ for our dynamic routing problem, we adopt the general approach in [10]. However, there are three major problems in transforming the solution for the static problem into a solution for the dynamic problem. In the remainder of this section we present these three problems and their solutions.

In the remainder of the paper we use the language of “scheduling packets” rather than “placing tokens”. At the end of the presentation we show how to transform the packet schedule into a template-based schedule. Although the actual packet arrivals are not be periodic, the times at which the packets cross the first edge *are* periodic. This is the key to the transformation.

Problem 1: Infinite time

In [10] all the packets to be scheduled are present initially. In the dynamic model, packets are injected over an infinite time line. We would like to partition the infinite time line into finite time intervals which can be scheduled independently of each other. We divide time into intervals of length \mathcal{T} , where $\mathcal{T} = \Theta(1/r_{\min} + d_{\max})$. We then independently schedule the time intervals $[0, \mathcal{T})$, $[\mathcal{T}, 2\mathcal{T})$, $[2\mathcal{T}, 3\mathcal{T})$, etc.

We associate each session i with a quantity $\mathcal{T}_i = \Theta(1/r_i + d_i)$. For any integer $k \geq 0$ consider all the session- i packets that are injected during interval $[k\mathcal{T} - \mathcal{T}_i, (k+1)\mathcal{T} - \mathcal{T}_i)$. We provide

a schedule in which all these packets leave their sources no earlier than time $k\mathcal{T}$ and reach their destinations before time $(k+1)\mathcal{T}$. (See Figure 1.) From now on, we concentrate on scheduling the arrivals that would be serviced during interval $[\mathcal{T}, 2\mathcal{T})$.

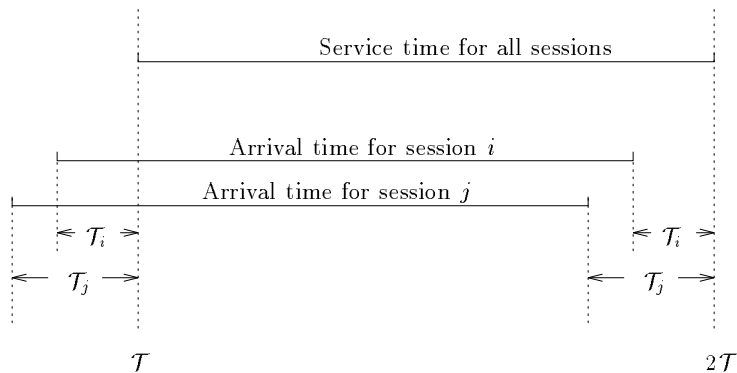


Figure 1: All the session- i packets that arrive during $[k\mathcal{T} - \mathcal{T}_i, (k+1)\mathcal{T} - \mathcal{T}_i)$ are serviced during $[k\mathcal{T}, (k+1)\mathcal{T})$. In this figure, $k = 1$.

The quantity \mathcal{T} will also serve as the size of all templates in the template-based schedule.

Problem 2: Session-based delay guarantees

Once we restrict ourselves to the interval $[\mathcal{T}, 2\mathcal{T})$, it seems that the dynamic routing problem is similar to the static problem. However, we cannot simply proceed with the successive refinements as in Section 4.1, since some sessions need tighter delay bounds than others. Session- i packets can only tolerate a delay proportional to $1/r_i + d_i$. We group sessions according to their associated $1/r_i + d_i$ value. We start by inserting delays to sessions having large values of $1/r_i + d_i$, reducing the frame size and bounding the relative congestion. When the frame size becomes small enough, sessions with smaller $1/r_i + d_i$ join in.

More precisely, we introduce the concept of *integral* and *fractional* sessions. When session i is *integral*, packets of size 1 are injected at rate r_i . When session i is *fractional*, a packet of size \hat{r}_i is injected at every time step, where \hat{r}_i is a value slightly larger than r_i . A packet from a fractional session always crosses one edge at a time, whether or not other packets are crossing the edge at the same time. Therefore, a fractional packet from session i always contributes exactly \hat{r}_i to the congestion. Integral sessions are those to which we can afford to insert delays in order to bound the congestion. Fractional sessions are those to which we cannot insert delays. However, congestion due to a fractional session i is only \hat{r}_i , which is small.

As before, $\mathcal{S}^{(q)}$ represents the schedule in the q th iteration. The set of integral sessions for $\mathcal{S}^{(q)}$ is denoted by $A^{(q)}$. For the initial schedule $\mathcal{S}^{(0)}$, all the sessions are fractional and we show that the relative congestion is less than 1. For schedule $\mathcal{S}^{(q)}$ we inductively assume that the relative congestion due to the current integral and fractional sessions is at most $c^{(q)}$ for any frame of size $I^{(q)}$ or larger. To create a schedule $\mathcal{S}^{(q+1)}$ from schedule $\mathcal{S}^{(q)}$ we carry out a frame-refinement step and a conversion step.

The frame-refinement step reduces the frame size from $I^{(q)}$ to $I^{(q+1)} = \log^5 I^{(q)}$, while slightly increasing the relative congestion from $c^{(q)}$ to $(1 + o(1))c^{(q)}$. This step is achieved by delaying the integral packets by up to $\Theta\left((I^{(q)})^2\right)$ steps. We make sure that if session i is in $A^{(q)}$ then $1/r_i + d_i \geq (I^{(q)})^2$, and therefore the delays inserted can be tolerated. The conversion step converts some sessions from fractional to integral, while maintaining the frame size of $I^{(q+1)}$ and slightly

increasing the relative congestion to $c^{(q+1)} = (1 + o(1))^2 c^{(q)}$. These newly-converted sessions form a set $B^{(q+1)}$ and have associated values $1/r_i + d_i \geq (I^{(q+1)})^2$. This bound is chosen so that the sessions in $A^{(q+1)}$, which is $A^{(q)} \cup B^{(q+1)}$, will be able to tolerate the delays inserted during the next iteration of frame-refinement. During the conversion step we delay the packets in $B^{(q+1)}$ by up to $\Theta(1/r_i + d_i)$ steps. We are able to show the existence of “good” delays for both frame-refinement and conversion steps. Table 2 summarizes our approach.

Schedule	Integral sessions	Frame size	Relative congestion
$\mathcal{S}^{(q)}$	$A^{(q)}$	$I^{(q)}$	$c^{(q)}$
Refinement	$A^{(q)}$	$\log^5 I^{(q)}$	$(1 + o(1))c^{(q)}$
Conversion	$A^{(q)} \cup B^{(q+1)}$	$\log^5 I^{(q)}$	$(1 + o(1))^2 c^{(q)}$
$\mathcal{S}^{(q+1)}$	$A^{(q+1)}$	$I^{(q+1)}$	$c^{(q+1)}$

Table 2: Refinement and conversion for dynamic routing.

At the termination of our algorithm we have a schedule $\mathcal{S}^{(\zeta)}$ in which every session is integral and the relative congestion is at most 1, for all frames of size larger than a certain constant. In $\mathcal{S}^{(\zeta)}$ all session- i arrivals during $[\mathcal{T} - \mathcal{T}_i, 2\mathcal{T} - \mathcal{T}_i)$ are serviced during $[\mathcal{T}, 2\mathcal{T})$. Furthermore, all session- i packets reach their destination within $O(\mathcal{T}_i)$ steps of their injections.

Problem 3: Constant-factor stretching in the final schedule

As discussed above, we repeat the process of refinement and conversion until we have a schedule, $\mathcal{S}^{(\zeta)}$, in which all sessions are integral and in which the relative congestion is 1 for all frames of size larger than a certain constant w . In the static problem, a final schedule can easily be obtained by stretching $\mathcal{S}^{(\zeta)}$ by a constant factor. However, we cannot afford to have a constant blowup in our final schedule for the dynamic problem. This is because we need to independently schedule all time intervals $[0, \mathcal{T})$, $[\mathcal{T}, 2\mathcal{T})$, etc, and a constant blowup would make these time intervals overlap.

To overcome this problem, we first devise a schedule for a new network \mathcal{M} that is constructed from the original network \mathcal{N} as follows. Each edge e of \mathcal{N} is replaced by $2w$ consecutive edges e_1, \dots, e_{2w} , where w is the constant introduced above. The rates and routes of the sessions are unaffected. In \mathcal{M} , session i has length $D_i = 2wd_i = O(d_i)$.

All the techniques described earlier are applied to the network \mathcal{M} . We carry out successive conversion and refinement steps for \mathcal{M} and obtain a schedule $\mathcal{S}^{(\zeta)}$, where the relative congestion is 1 for any frame whose size is larger than w . We then “smooth” $\mathcal{S}^{(\zeta)}$ and convert it to a schedule for \mathcal{N} where only one packet at a time traverses any edge.

The idea behind the smoothing process is as follows. In $\mathcal{S}^{(\zeta)}$, more than one packet may require some edge of \mathcal{M} during a given time step, but at most w packets can require any given edge f in \mathcal{M} within w time steps. This means we can shuffle each packet that requires edge f by at most w time steps, so that exactly one packet traverses f at any step. Unfortunately, this shuffling in time can lead to an illegal schedule for \mathcal{M} , in which a packet can be scheduled to traverse the edges on its path out of order (timewise). However, one can prove that if we consider the schedule with respect to the packets traversing edge e_{2w} , for all e , then this schedule *is* legal, i.e. the packets cross *these* edges in order. Hence, we schedule edge e in \mathcal{N} in exactly the same way that the corresponding edge e_{2w} is scheduled in \mathcal{M} .

Figure 2 is a schematic picture of our overall approach.

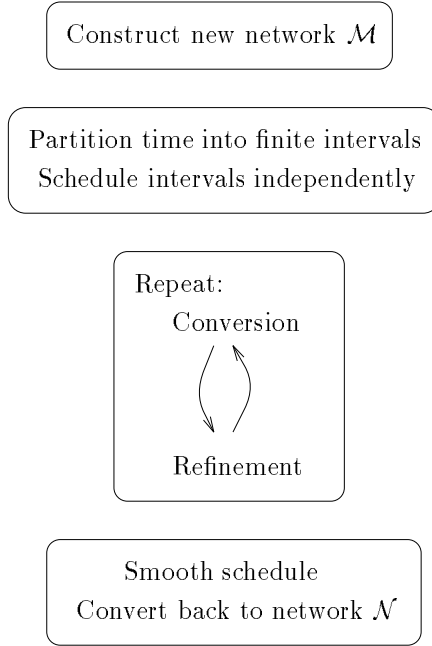


Figure 2: An overview of our approach for the dynamic routing problem.

5 Parameter Definitions

Interval length \mathcal{T} and \mathcal{T}_i As discussed in Section 4.2 we independently schedule intervals $[0, \mathcal{T})$, $[\mathcal{T}, 2\mathcal{T})$, etc. Our proof will concentrate on the interval $[\mathcal{T}, 2\mathcal{T})$. All the session- i packets that arrive during $[\mathcal{T} - \mathcal{T}_i, 2\mathcal{T} - \mathcal{T}_i)$ are serviced during $[\mathcal{T}, 2\mathcal{T})$. We define \mathcal{T} and \mathcal{T}_i for session i as follows. Recall $D_i = 2wd_i$, where w is a constant defined at the end of this section.

$$\begin{aligned}\mathcal{T}_i &= 4D_i + 2 + (8/\varepsilon + 2)/r_i, \\ \mathcal{T} &= \left\lceil \frac{(1 + 4/\varepsilon) \max_i \mathcal{T}_i}{w} \right\rceil w.\end{aligned}$$

In other words, \mathcal{T} is the smallest multiple of w that is greater than or equal to $(1 + 4/\varepsilon) \max_i \mathcal{T}_i$. Clearly $\mathcal{T}_i = O(1/r_i + D_i) = O(1/r_i + d_i)$.

In the template-based schedule, all template size will be \mathcal{T} .

Packet size for a fractional session In this section we define \hat{r}_i , the packet size for a fractional session i . For reasons that will become clear in the conversion step of Section 6.3, we need \hat{r}_i to be slightly larger than r_i and we shall need to express \hat{r}_i as the ratio of two integers. Let,

$$\begin{aligned}\ell_i &= \lceil 8/(\varepsilon r_i) \rceil, \\ s_i &= \lfloor \ell_i r_i (1 + \varepsilon/2) \rfloor, \\ \hat{r}_i &= s_i / \ell_i.\end{aligned}$$

The following lemma is analogous to Lemma 4.

Lemma 11 *We have the following properties for \hat{r}_i .*

1. $r_i(1 + \varepsilon/4) \leq \hat{r}_i \leq r_i(1 + \varepsilon/2)$ for each session i ;

2. $\sum_{i \in S_e} \hat{r}_i \leq 1 - \varepsilon/2$ for each edge e , where S_e is the set of sessions that cross edge e .

Note that the definition of ℓ_i and Property 1 of Lemma 11 are different from the ones in Section 3.1. We need this stronger lower bound on \hat{r}_i to handle the extra complexity in the conversion step. In particular, \hat{r}_i is also used to indicate rate at which the initial tokens for session- i appear. During the conversion step, the initial tokens for session- i are placed in the interval $[\mathcal{T}, 2\mathcal{T} - \mathcal{T}_i]$. Since these tokens are to accommodate all the session- i arrivals during $[\mathcal{T}, 2\mathcal{T})$, we need $\hat{r}_i(\mathcal{T} - \mathcal{T}_i) \geq r_i\mathcal{T}$. This condition is guaranteed by the choices of \mathcal{T} and \mathcal{T}_i and Property 1 of Lemma 11. (See Lemma 19.)

Parameters for schedule $\mathcal{S}^{(q)}$ We shall show later that, in schedule $\mathcal{S}^{(q)}$, the relative congestion, due to all integral and fractional sessions, is at most $c^{(q)}$ for any frame of size $I^{(q)}$ or larger. For $\mathcal{S}^{(q)}$, the set $A^{(q)}$ consists of all the integral sessions. As we construct schedule $\mathcal{S}^{(q+1)}$ from $\mathcal{S}^{(q)}$, sessions in $B^{(q+1)}$ become integral and join $A^{(q)}$. The schedule at the end of the refinement and the conversion is $\mathcal{S}^{(\zeta)}$. The parameters $I^{(q)}$, $c^{(q)}$, $A^{(q)}$ and $B^{(q+1)}$ are defined by the following recurrences. Let $X_i = D_i + 1/r_i$ for session i , and let $X_{\max} = \max_i X_i$.

$$\begin{aligned}
I^{(0)} &= e^{\log^2/5 X_{\max}} \\
I^{(q+1)} &= \log^5 I^{(q)} \\
c^{(0)} &= 1 - \varepsilon/2 \\
c^{(q+1)} &= (1 + \delta^{(q)})^2 c^{(q)} \\
\delta^{(q)} &= \beta / \sqrt{\log I^{(q)}} \\
A^{(0)} &= \emptyset \\
A^{(q+1)} &= A^{(q)} \cup B^{(q+1)} \\
B^{(q+1)} &= \left\{ i \notin A^{(q)} : \left(I^{(q+1)} \right)^2 \leq X_i \leq e^{\sqrt{I^{(q+1)}}} \right\} \quad \text{for } q \neq \zeta - 1 \\
B^{(q+1)} &= \left\{ i \notin A^{(q)} : X_i \leq e^{\sqrt{I^{(q+1)}}} \right\} \quad \text{for } q = \zeta - 1
\end{aligned}$$

The parameter β is a sufficiently large positive constant. Note that $I^{(q)}$ decreases polylogarithmically and $c^{(q)}$ increases by a factor of $1 + o(1)$. One can verify that $B^{(q)}$ forms a partition of all the sessions and that sessions with large X_i values become integral first. We make use of the bound $X_i \geq \left(I^{(q+1)} \right)^2$ in the frame-refinement step and we use the bound $\log^2 X_i \leq I^{(q+1)}$ in the conversion step.

Definition of w We define a constant w that has two purposes. First, the process of refinement and conversion terminates when the frame size becomes smaller than or equal to w . Second, the intermediate network \mathcal{M} is constructed from the original network \mathcal{N} by replacing each edge in \mathcal{N} with $2w$ edges. We define w to be a constant that satisfies the following two bounds:

1. $w \geq x$, where x satisfies $\left(1 - \frac{\alpha}{\sqrt{\log x}} \right)^2 = 1 - \varepsilon/2$, i.e. $x = e^{\alpha^2(1 - \sqrt{1 - \varepsilon/2})^{-2}}$;
2. $w \geq 2 \log^{15} w + 2 \log^{10} w - \log^5 w$.

The first bound ensures that the relative congestion $c^{(\zeta)}$ is at most 1. (See Lemma 22.) The second bound is to maintain an invariant throughout the frame-refinement steps. (See Section 6.2.)

6 An Asymptotically Optimal Schedule

In this section we show the existence of an asymptotically-optimal schedule. Sections 6.1 through 6.4 concentrate on Problem 2 of Section 4.2. We begin with an initial schedule $\mathcal{S}^{(0)}$ and transform it to schedule $\mathcal{S}^{(\zeta)}$ through a process of refinement and conversion. All these schedules are designed for the intermediate network \mathcal{M} . Section 6.5 concentrates on Problem 3 of Section 4.2. We describe how to obtain an optimal schedule $\mathcal{S}_{\mathcal{N}}$ for the original network \mathcal{N} from $\mathcal{S}^{(\zeta)}$.

We first define or recall several basic concepts. Given some schedule \mathcal{S} , a *region* R of the schedule is some interval of contiguous time steps in the schedule. A *T-frame* is a region of length T . The *congestion* C in a T -frame is the maximum number of packets that cross any edge in that interval and the *relative congestion* is the ratio C/T . A fractional packet from session i always contributes exactly \hat{r}_i to the relative congestion of any frame.

6.1 An Initial Schedule $\mathcal{S}^{(0)}$

In $\mathcal{S}^{(0)}$, all sessions are fractional, i.e. $A^{(0)} = \emptyset$. Each packet (of a fractional size) crosses one edge per time step whether or not other packets are using the same edge at the same time. Since the relative congestion is entirely due to fractional sessions, the relative congestion is at most $\sum \hat{r}_i < 1 - \varepsilon/2 = c^{(0)}$ on any edge e . (See Lemma 11.)

Note that the above relative congestion holds for any frame size. We choose the initial frame size $I^{(0)} = e^{\log^{2/5} X_{\max}}$, so that $I^{(1)} = \log^2 X_{\max}$, which implies $X_{\max} = e^{\sqrt{I^{(1)}}}$. This allows the sessions with the largest X_i value to be converted in the first iteration of the algorithm (see definition of $B^{(1)}$).

6.2 Frame Refinement for Schedule $\mathcal{S}^{(q)}$

In this section we describe the frame-refinement process. For each schedule, a frame refinement delays the packets from integral sessions in a way that dramatically reduces the frame size, but does not increase the relative congestion and the length of the schedule by much.

To be more precise, for schedule $\mathcal{S}^{(q)}$, we inductively assume that the relative congestion is at most $c^{(q)}$ for frames of size $I^{(q)}$ or larger and that each integral packet waits at most once every $I^{(q-1)}$ steps after leaving its source. In this frame refinement step we show that there is a way to delay (by an amount related to the frame size) the packets from $A^{(q)}$ so that, in the resulting schedule $\mathcal{S}^{(q+\frac{1}{2})}$, the relative congestion is at most $(1+\delta^{(q)})c^{(q)}$ for any frame of size $I^{(q+1)} = \log^5 I^{(q)}$ or larger, where $\delta^{(q)} = \beta/\sqrt{\log I^{(q)}}$, and each integral packet waits at most once every $I^{(q)}$ steps.

The base case of the initial schedule $\mathcal{S}^{(0)}$ is described in Section 6.1. Since there are no integral sessions, no delays are inserted in this step. Trivially, the resulting relative congestion is at most $(1+\delta^{(0)})c^{(0)}$ for any frame of size $I^{(1)}$ or larger at the end of this step, and no packet ever waits.

Let us now consider refining schedule $\mathcal{S}^{(q)}$, for $q > 0$. The refinement is divided into two steps. In the first refinement step we divide the current schedule into blocks of length $2(I^{(q)})^3 + 2(I^{(q)})^2 - I^{(q)}$, and insert delays into each block so that its length increases to $2(I^{(q)})^3 + 2(I^{(q)})^2$. We show that these delays can be introduced in such a way that in the central $2(I^{(q)})^3$ steps of each block the relative congestion of frames of at least length $I^{(q+1)}$ is only a little larger than $c^{(q)}$. (See Figure 3.) At the beginning and end of each block there are “fuzzy” regions of length $(I^{(q)})^2$ each. In the second step we move the block boundaries so that the fuzzy regions at the end and beginning of adjacent blocks are at the center of the new blocks of $2(I^{(q)})^3 + 2(I^{(q)})^2$ steps. Again, we insert delays into each block increasing the size of the block by $(I^{(q)})^2$ steps. We show that there is a

way to insert these delays so that the final conditions for refining $\mathcal{S}^{(q)}$ are indeed satisfied. (See Figure 4.)

In the following we present Lemma 13 that will be used extensively in both steps of the refinement. We continue by presenting both steps in detail.

A Useful Lemma

The following lemma is used to prove Lemma 13.

Lemma 12 *Let X and Y be independent random variables. Let Y be binomially distributed with mean μ_y , and let σ_1 , σ_2 , and v be values such that $\sigma_2 = \sigma_1 - 1/v$. Then,*

$$\Pr[X + \mu_y > (1 + \sigma_1)v] \leq 2 \Pr[X + Y > (1 + \sigma_2)v].$$

Proof: Let $z = (1 + \sigma_1)v - \mu_y$. We have,

$$\Pr[X + \mu_y > (1 + \sigma_1)v] = \Pr[X > z], \tag{5}$$

$$\Pr[X + Y > (1 + \sigma_2)v] = \Pr[X + Y > \mu_y + z - 1]. \tag{6}$$

Note also that,

$$\begin{aligned} \Pr[X + Y > \mu_y + z - 1] &\geq \Pr[X > \mu_y + z - 1 - \lfloor \mu_y \rfloor \text{ and } Y \geq \lfloor \mu_y \rfloor] \\ &= \Pr[X > z - 1 + \mu_y - \lfloor \mu_y \rfloor] \Pr[Y \geq \lfloor \mu_y \rfloor]. \end{aligned}$$

This last equality follows from the independence of X and Y . Theorem B.1 in [12] shows that $\Pr[Y \geq \lfloor \mu_y \rfloor] \geq 1/2$. Since $\mu_y - \lfloor \mu_y \rfloor < 1$, we have,

$$\Pr[X + Y > \mu_y + z - 1] \geq \frac{1}{2} \Pr[X > z].$$

Our Lemma follows from equalities (5) and (6) and the above inequality. \square

We say that a packet is *active* during some region of a schedule if the packet belongs to some integral session and it traverses at least one edge during the region. Since we maintain the invariant that a packet waits at most once every $I^{(q-1)}$ steps after leaving its source, an *inactive* packet is either at its source or its destination during the entire region. Lemma 13 below is a stepping stone that allows us to reduce the frame size from $I^{(q)}$ to $\text{poly log } I^{(q)}$. We invoke this lemma for various values of s , t , r and R .

Lemma 13 *Consider some region R of a schedule where the relative congestion is at most $r = \Theta(1)$ for frames of length s or more, where $\log^3 I^{(q)} \leq s \leq (I^{(q)})^2$. Consider any edge e and any t -frame, where $\log^2 I^{(q)} \leq t \leq 2 \log^2 I^{(q)}$. Assume each active packet in the region is delayed between the beginning of R and the beginning of the t -frame by a number of steps randomly, independently, and uniformly chosen from $[1, s]$. Then, for any constant k there is some value $\gamma = \Theta(1)/\sqrt{\log I^{(q)}}$ such that the probability of having a relative congestion larger than $r(1 + \gamma)$ on e during the t -frame is at most $(I^{(q)})^{-k}$.*

Proof: Let the random variable X be the frame congestion on e during the t -frame due to the active packets after they are delayed. If the relative congestion due to fractional sessions is r_f , the frame congestion due to fractional sessions in the t -frame is exactly $r_f t$. Since the active packets

are the only integral-session packets that can cross e during the region, the frame congestion on e during the t -frame is $X + r_f t$ after the delay.

Consider now a binomial random variable Y with parameters $(r_f s, t/s)$ and mean $E[Y] = r_f t$. From Lemma 12, the probability p that the congestion in the t -frame is larger than $(1 + \gamma)rt$ after the packets have been delayed is,

$$p = \Pr [X + r_f t > (1 + \gamma)rt] \leq 2 \Pr [X + Y > (1 + \sigma)rt],$$

where $\sigma = \gamma - 1/rt$. Since $t \geq \log^2 I^{(q)}$ and $r = \Theta(1)$, then $\gamma = \Theta(1)/\sqrt{\log I^{(q)}}$ if and only if $\sigma = \Theta(1)/\sqrt{\log I^{(q)}}$. Let $\sigma = v/\sqrt{\log I^{(q)}}$, where v is a constant. We shall choose an appropriate value v so that the lemma is satisfied.

We first concentrate on X . Since the active packets are delayed up to s steps, an active packet that crosses e in the t -frame after the delay could cross e in an interval of $t + s$ steps before the delay. The relative congestion due to active packets is at most $r - r_f$ in that interval before the delay. Hence, at most $(t + s)(r - r_f)$ active packets can cross e in the t -frame after the delay, and each of them has probability of at most t/s of doing so.

Recall that Y is a binomial random variable with parameters $(r_f s, t/s)$. We define Z to be a binomial random variable with parameters $(n, t/s)$, where $n = r(t + s) > (r - r_f)(t + s) + r_f s$. It is easy to see that,

$$p \leq 2 \Pr [X + Y > (1 + \sigma)rt] \leq 2 \Pr [Z > (1 + \sigma)rt].$$

Therefore, we bound the probability p ,

$$p \leq 2 \sum_{i=(1+\sigma)rt}^{r(t+s)} \binom{r(t+s)}{i} (t/s)^i (1-t/s)^{r(t+s)-i}.$$

We bound the sum by observing that $(1 + \sigma)rt$ is larger than $E[Z] = (t + s)rt/s$, since $t/s \leq 2/\log I^{(q)}$. Thus, the first term of the sum is the largest. Hence, from fact that there are at most $r(t + s)$ terms in the sum, we have

$$p \leq 2r(s + t) \binom{r(t+s)}{(1+\sigma)rt} (t/s)^{(1+\sigma)rt} (1-t/s)^{r(t+s)-(1+\sigma)rt}$$

By applying the inequality $\binom{a}{b} \leq (ae/b)^b$ for $0 < b < a$, we get

$$p \leq 2r(s + t) \left(\frac{(t+s)e}{(1+\sigma)t} \right)^{(1+\sigma)rt} (t/s)^{(1+\sigma)rt} (1-t/s)^{r(t+s)-(1+\sigma)rt}$$

Applying now the inequality $\ln(1+x) \geq x - x^2/2$ for $0 \leq x \leq 1$, for the case $x = \sigma$,

$$p \leq 2r(s + t) \left((1+t/s)e^{1-\sigma+\sigma^2/2} \right)^{(1+\sigma)rt} (1-t/s)^{r(t+s)-(1+\sigma)rt}$$

Finally, by applying the inequality $(1+x) \leq e^x$, for $1+x = 1+t/s$ in one case and for $1+x = 1-t/s$ in the other, we obtain

$$p \leq 2r(t + s) e^{-rt\sigma^2(1/2-\sigma/2-t/\sigma^2s-2t/\sigma s)}.$$

The bounds on s and t and the definitions of r and σ imply that we can choose a constant v large enough so that $p < (I^{(q)})^{-k}$ for any constant $k > 0$. \square

The First Refinement Step for Schedule $\mathcal{S}^{(q)}$

We first divide the interval $[\mathcal{T}, \mathcal{T} + |\mathcal{S}^{(q)}|]$ into blocks of length $2(I^{(q)})^3 + 2(I^{(q)})^2 - I^{(q)}$. We shall reschedule each block B independently. During a block B we only delay active packets.

For each block B , each active packet in B is assigned a delay randomly, uniformly, and independently chosen from $[1, I^{(q)}]$. An active packet p , whose assigned delay is x , is delayed in the first $xI^{(q)}$ steps of B once every $I^{(q)}$ steps. In order to independently reschedule the next block, packet p is also delayed in the last $(I^{(q)} - x)I^{(q)}$ steps of B once every $I^{(q)}$ steps. Therefore, a rescheduled block has length $2(I^{(q)})^3 + 2(I^{(q)})^2$.

Before the delays are inserted to reschedule block B , an active packet p is delayed at most once within the block, provided that $2(I^{(q)})^3 + 2(I^{(q)})^2 - I^{(q)} < I^{(q-1)}$, which holds as long as $I^{(q)}$ is larger than some constant. Prior to inserting any new delay to a block, we check if it is within $I^{(q)}$ steps of the single old delay. If the new delay would be too close to the old delay, then it is simply not inserted. The loss of one delay in a block has a negligible effect on the probability analysis that follows.

Lemma 15 shows that with the insertion of delays we can dramatically reduce the frame size in the center of the block and increase the relative congestion only slightly. In order to prove Lemma 15, we need the following fact.

Lemma 14 *If the relative congestion in every frame of size T to $2T - 1$ is at most r , then the relative congestion in any frame of size T or greater is at most r .*

Proof: Consider a frame of size T' , where $T' > 2T - 1$. The first $\lfloor T'/T \rfloor T - T$ steps of the frame can be broken into T -frames, each with relative congestion r . The remainder of the T' -frame consists of a single frame of size between T and $2T - 1$ steps in which the relative congestion is also at most r . \square

Lemma 15 *There exists a way of choosing delays so that in between the first and last $(I^{(q)})^2$ steps of the block B , the relative congestion of any frame of size $\log^2 I^{(q)}$ or larger is at most $(1 + \gamma_1)c^{(q)}$, for some $\gamma_1 = \Theta(1)/\sqrt{\log I^{(q)}}$.*

Proof: With each edge e , we associate a bad event. A bad event on e happens when the frame congestion on edge e is more than $(1 + \gamma_1)c^{(q)}I$ during *any* I -frame of size $\log^2 I^{(q)}$ or larger. Due to Lemma 14, it is sufficient to prove the statement for all frames of size between $\log^2 I^{(q)}$ and $2\log^2 I^{(q)}$. We shall use the Lovász Local Lemma to show that the probability that no bad event occurs is nonzero.

We first bound the dependence, d , of bad events. Two bad events on two edges are dependent only if a packet from a session $i \in A^{(q)}$ can use both edges. At most $c^{(q)}(2(I^{(q)})^3 + 2(I^{(q)})^2 - I^{(q)})$ packets (from sessions in $A^{(q)}$) can cross the same edge in the block B , and each packet crosses at most $2(I^{(q)})^3 + 2(I^{(q)})^2 - I^{(q)}$ edges in B . As we shall show later, $c^{(q)} \leq 1$. Therefore, a bad event can be dependent on at most $O((I^{(q)})^6)$ other bad events.

We now bound the probability, p , that a bad event happens on e . Consider a particular I -frame, where $\log^2 I^{(q)} \leq I \leq 2\log^2 I^{(q)}$, that lies completely between the first and last $(I^{(q)})^2$ steps of B . By setting $R = B$, $r = c^{(q)}$, $s = I^{(q)}$ and $t = I$, we apply Lemma 13 to show that for any constant k_1 there is some value $\gamma_1 = \Theta(1)/\sqrt{\log I^{(q)}}$ such that the probability p_1 of a bad event happening on e in the I -frame is smaller than $(I^{(q)})^{-k_1}$.

Since there are $O((I^{(q)})^3 \log^2 I^{(q)})$ possible I -frames in B , the probability that a bad event happens on e during any I -frame is $p < p_1 O((I^{(q)})^3 \log^2 I^{(q)})$. We can set the value k_1 appropriately so that this probability is upper bounded by $O((I^{(q)})^{-7})$.

Therefore, we have $4pd < 1$ and our lemma follows from the Lovász Local Lemma. \square

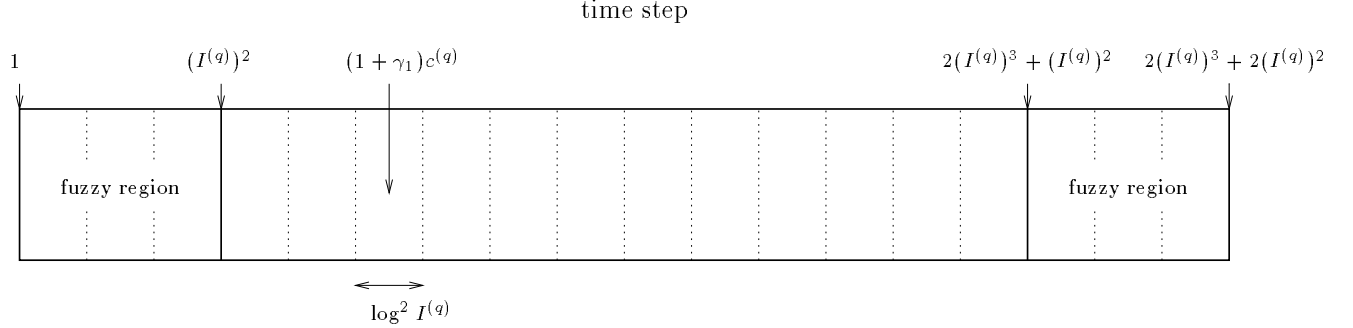


Figure 3: Situation after the first refinement step

At the end of the first refinement step, the center of each block has small relative congestion for small frame sizes. However there are regions of $(I^{(q)})^2$ steps at the beginning and end of each block that may have very large relative congestion. We call these “fuzzy” regions, and we deal with them in the second refinement step.

The Second Refinement Step for Schedule $\mathcal{S}^{(q)}$

We start the second step of the refinement by relocating the block boundaries so that blocks still have $2(I^{(q)})^3 + 2(I^{(q)})^2$ steps, but now the fuzzy regions that were at the beginning and end of adjacent blocks are in the center of new blocks. Then, a new block has two “clean” regions of $(I^{(q)})^3$ steps each at the beginning and the end, and a fuzzy region of length $2(I^{(q)})^2$ steps in the center.

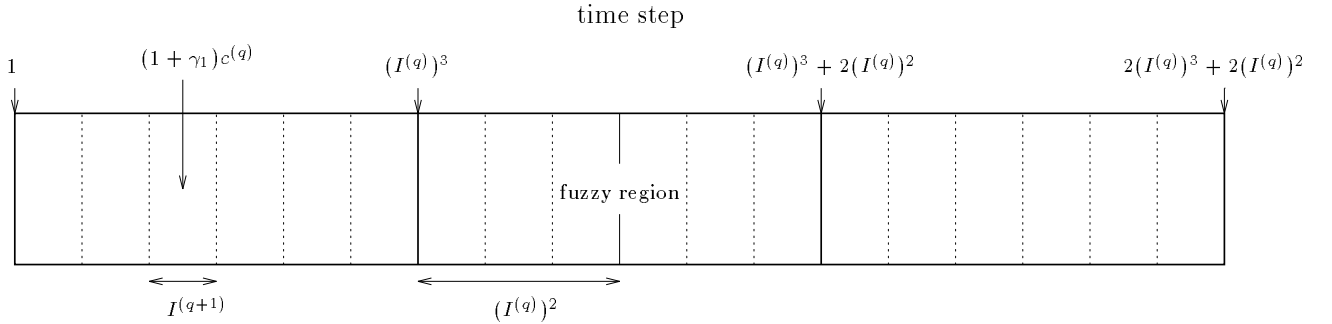


Figure 4: Situation after relocating block boundaries

As in the first step of the refinement we now concentrate on individual blocks. We first show that the relative congestion is not very large for frames of size $(I^{(q)})^2$ or larger (even in the fuzzy region).

Lemma 16 *For any choice of delays in the first step of the refinement, the relative congestion in any frame of size $(I^{(q)})^2$ or larger is at most $(1 + 2/I^{(q)})c^{(q)}$.*

Proof: Without loss of generality we shall assume that all the sessions are integral. Consider an I -frame with I_1 steps before the center of the block and I_2 steps after the center ($I = I_1 + I_2$, and

either I_1 or I_2 could be zero). A packet crosses some edge e in the I_1 -frame only if it did so in some frame of length $I_1 + I^{(q)}$ before the delays were inserted. Therefore, at most $(I_1 + I^{(q)})c^{(q)}$ packets can cross edge e in the I_1 -frame. Similarly, at most $(I_2 + I^{(q)})c^{(q)}$ packets can cross edge e in the I_2 -frame. Therefore, the congestion in the I -frame can be at most $(I_1 + I_2 + 2I^{(q)})c^{(q)} = (I + 2I^{(q)})c^{(q)}$, and for $I \geq (I^{(q)})^2$ the relative congestion is at most $(1 + 2/I^{(q)})c^{(q)}$. \square

Now, in order to reduce the frame size in the fuzzy region, we consider only the active packets in each block B , and assign a delay randomly, independently, and uniformly chosen from $[1, (I^{(q)})^2]$ to each active packet. A packet p with delay x waits once every $(I^{(q)})^3/x$ at the beginning of the block and once every $(I^{(q)})^3/((I^{(q)})^2 - x)$ at the end. As in the first step a delay is not inserted if it is going to be within $I^{(q)}$ steps of an existing delay for a moving packet.

The block length after the delay insertion is $2(I^{(q)})^3 + 3(I^{(q)})^2$, and the fuzzy region can be $(I^{(q)})^2$ steps longer, spanning steps $(I^{(q)})^3$ to $(I^{(q)})^3 + 3(I^{(q)})^2$.

The next lemma shows that there is some way of inserting delays so that the frame size in the fuzzy region is reduced, and the frame size and relative congestion in the rest of the block are increased by only a small amount.

Lemma 17 *In a block B , there exists a way of choosing delays so that in the fuzzy region (i.e. interval $[(I^{(q)})^3, (I^{(q)})^3 + 3(I^{(q)})^2]$) the relative congestion of any frame of size $\log^2 I^{(q)}$ or larger is at most $(1 + \gamma_2)c^{(q)}$, for some $\gamma_2 = \Theta(1)/\sqrt{\log I^{(q)}}$, and so that in the intervals $[I^{(q)} \log^3 I^{(q)}, (I^{(q)})^3]$ and $[(I^{(q)})^3 + 3(I^{(q)})^2, 2(I^{(q)})^3 + 3(I^{(q)})^2 - I^{(q)} \log^3 I^{(q)}]$ the congestion of any frame of size $\log^2 I^{(q)}$ or larger is at most $(1 + \gamma_3)c^{(q)}$, for some $\gamma_3 = \Theta(1)/\sqrt{\log I^{(q)}}$.*

Proof: As in Lemma 15, we will use the Lovász Local Lemma to prove the claim. We associate a bad event with every edge e , so that a bad event happens on e if, for any $I \geq \log^2 I^{(q)}$,

- more than $(1 + \gamma_2)c^{(q)}I$ packets cross e in any I -frame in $[(I^{(q)})^3, (I^{(q)})^3 + 3(I^{(q)})^2]$ (the fuzzy region), or
- more than $(1 + \gamma_3)c^{(q)}I$ packets cross e in any I -frame in $[I^{(q)} \log^3 I^{(q)}, (I^{(q)})^3]$ or $[(I^{(q)})^3 + 3(I^{(q)})^2, 2(I^{(q)})^3 + 3(I^{(q)})^2 - I^{(q)} \log^3 I^{(q)}]$.

The dependency, d , of the bad events is bounded as in Lemma 15. Two bad events on two edges are dependent if packets from some session $i \in A^{(q)}$ can use both edges. At most $O((I^{(q)})^3)$ packets cross any edge in a block, and each of them can cross at most $O((I^{(q)})^3)$ other edges. Therefore, $d = O((I^{(q)})^6)$.

Now, to bound the probability p of a bad event happening on some edge e , we consider the three intervals separately and sum their respective probabilities. From Lemma 14 we only consider frames of length I such that $\log^2 I^{(q)} \leq I \leq 2 \log^2 I^{(q)}$.

Take first some I -frame in $[(I^{(q)})^3, (I^{(q)})^3 + 3(I^{(q)})^2]$ (the fuzzy region). From Lemma 16 we know that the relative congestion for frames of size $(I^{(q)})^2$ or longer is at most $(1 + 2/I^{(q)})c^{(q)} = \Theta(1)$. Then, by choosing $R = B$, $r = (1 + 2/I^{(q)})c^{(q)}$, $s = (I^{(q)})^2$, and $t = I$, we can use Lemma 13 to show that, for any constant k_2 , there is some $\sigma_2 = \Theta(1)/\sqrt{\log I^{(q)}}$ such that the probability p_1 of having relative congestion on e in the I -frame larger than $c^{(q)}(1 + 2/I^{(q)})(1 + \sigma_2) = c^{(q)}(1 + \gamma_2)$ is smaller than $(I^{(q)})^{-k_2}$. Note that $\gamma_2 = \Theta(1)/\sqrt{\log I^{(q)}}$.

Take now some I -frame in $[I^{(q)} \log^3 I^{(q)}, (I^{(q)})^3]$, which starts at step j . Given the way delays are inserted, by the j th step an active packet with delay x has been delayed $jx/(I^{(q)})^3$ steps. Thus,

the delay of an active packet at the j th step is essentially a random value uniformly chosen from $[1, j/I^{(q)}]$. For $j \geq I^{(q)} \log^3 I^{(q)}$ the value $j/I^{(q)} \geq \log^3 I^{(q)}$.

Note that before inserting delays, from Lemma 15 the relative congestion in any frame of length $\log^2 I^{(q)}$ or larger in the interval $[1, (I^{(q)})^3]$ was at most $(1 + \gamma_1)c^{(q)}$. Then, we can make $R = [1, (I^{(q)})^3]$, $r = (1 + \gamma_1)c^{(q)}$, $s = \log^3 I^{(q)}$, and $t = I$, and use Lemma 13 to show, for any constant k_3 , the existence of some $\sigma_3 = \Theta(1)/\sqrt{\log I^{(q)}}$ such that the probability p_2 of having relative congestion larger than $(1 + \sigma_3)(1 + \gamma_1)c^{(q)} = (1 + \gamma_3)c^{(q)}$ on e in the I -frame is smaller than $(I^{(q)})^{-k_3}$. Again, $\gamma_3 = \Theta(1)/\sqrt{\log I^{(q)}}$.

By symmetry, the same value γ_3 makes the probability of a bad event happening on e in some I -frame in $[(I^{(q)})^3 + 3(I^{(q)})^2, 2(I^{(q)})^3 + 3(I^{(q)})^2 - I^{(q)} \log^3 I^{(q)}]$ smaller than $(I^{(q)})^{-k_3}$.

There are $O((I^{(q)})^3 \log^2 I^{(q)})$ possible I -frames as described in total. Hence, we can choose values for k_2 and k_3 such that the probability of a bad event is bounded as $p \leq (p_1 + 2p_2)O((I^{(q)})^3 \log I^{(q)}) < O((I^{(q)})^7)$. Therefore, we can guarantee $4pd < 1$ and invoke the Lovász Local Lemma to prove the claim. \square

Finally, we bound the frame size and the relative congestion in the remaining intervals of the block in the following lemma.

Lemma 18 *The relative congestion in any frame of size $\log^4 I^{(q)}$ or larger in the intervals $[1, I^{(q)} \log^3 I^{(q)}]$ and $[2(I^{(q)})^3 + 3(I^{(q)})^2 - I^{(q)} \log^3 I^{(q)}, 2(I^{(q)})^3 + 3(I^{(q)})^2]$ is at most $(1 + \gamma_1)(1 + 1/\log I^{(q)})c^{(q)} = (1 + \gamma_4)c^{(q)}$.*

Proof: Let us first consider some I -frame in $[1, I^{(q)} \log^3 I^{(q)}]$. Recall that, before inserting delays, the relative congestion for frames of size $\log^2 I^{(q)}$ or more was at most $(1 + \gamma_1)c^{(q)}$. In the interval no packet is delayed more than $\log^3 I^{(q)}$ steps. Therefore, the packets crossing some edge e in the I -frame could have crossed e in some interval of at most $I + \log^3 I^{(q)}$ steps, and the congestion in the I -frame can be of at most $(I + \log^3 I^{(q)})(1 + \gamma_1)c^{(q)}$. For $I \geq \log^4 I^{(q)}$ the claim follows. The proof for interval $[2(I^{(q)})^3 + 3(I^{(q)})^2 - I^{(q)} \log^3 I^{(q)}, 2(I^{(q)})^3 + 3(I^{(q)})^2]$ is similar. \square

From the above two lemmas we have that any frame of length at least $\log^4 I^{(q)}$ in each of the different intervals has at most relative congestion $(1 + \gamma)c^{(q)}$, where $\gamma = \max(\gamma_2, \gamma_3, \gamma_4)$ and $\gamma = O(1)/\sqrt{\log I^{(q)}}$. We need to be careful now with the relative congestion in frames that overlap several intervals or several blocks. We can safely say that for any frame of size $I^{(q+1)} = \log^5 I^{(q)}$ or larger in the schedule $\mathcal{S}^{(q+\frac{1}{2})}$ obtained after the frame refinement, the relative congestion is at most $(1 + \delta^{(q)})c^{(q)}$, for some $\delta^{(q)} = \beta/\sqrt{\log I^{(q)}}$ large enough.

6.3 Conversion for Schedule $\mathcal{S}^{(q)}$

In the conversion process we transform the schedule $\mathcal{S}^{(q+\frac{1}{2})}$, obtained from the frame-refinement step, into a new schedule $\mathcal{S}^{(q+1)}$. In this new schedule, all the sessions in $B^{(q+1)}$, which were fractional in $\mathcal{S}^{(q)}$, have been made integral, and the relative congestion of frames of size $I^{(q+1)}$ or larger is at most $c^{(q+1)} = (1 + \delta^{(q)})^2 c^{(q)}$.

At the beginning of this step, we inductively assume that the relative congestion is at most $(1 + \delta^{(q)})c^{(q)}$ for any frame of size $I^{(q+1)}$ or larger, where $\delta^{(q)} = \beta/\sqrt{\log I^{(q)}}$. If the set $B^{(q+1)}$ is empty then we skip this conversion step; clearly, the relative congestion is at most $c^{(q+1)}$ for any frame of size $I^{(q+1)}$, and we are done.

On the other hand, if the set $B^{(q+1)}$ is not empty then for each session $i \in B^{(q+1)}$ we apply the following two processes. (a) In the discretization process we convert the schedule for fractional session- i packets into a schedule for integral packets in which no packet has to wait too much before it starts moving. (b) In the delay-insertion process we delay the time at which packets start moving (i.e. we insert *initial delays*) in such a way that the relative-congestion requirements are satisfied.

Discretization

We first show how to transform a fractional session in $B^{(q+1)}$ into an integral session. Consider a session i in $B^{(q+1)}$. When session i is fractional, a packet of size $\hat{r}_i = s_i/\ell_i$ is injected at every time step, where ℓ_i and s_i are integer constants defined in Section 5. A fractional packet marches to its destination one edge at a time with no delay.

We want to replace these fractional packets by integral packets. An integral packet waits at its source until it finds an unused *initial token*. Then, it crosses one edge every time step until it reaches its destination. The number of initial tokens and their distribution have to be carefully chosen so that no packet waits at its source for too long.

To transform session i , we consider the two intervals shown in Figure 5, $U = [\mathcal{T} - \mathcal{T}_i, 2\mathcal{T} - \mathcal{T}_i)$ and $V = [\mathcal{T}, 2\mathcal{T} - \mathcal{T}_i)$. When session i is converted, we distribute enough *initial tokens* in the interval V to accommodate all the session- i arrivals during U . Integral packets arrive at a rate r_i during U and initial tokens will appear at a rate roughly equal to \hat{r}_i during V . Recall from Section 5, that \hat{r}_i is slightly larger than r_i . By choosing the interval U long enough (i.e. \mathcal{T} large enough), we guarantee that there are more initial tokens than arrivals.

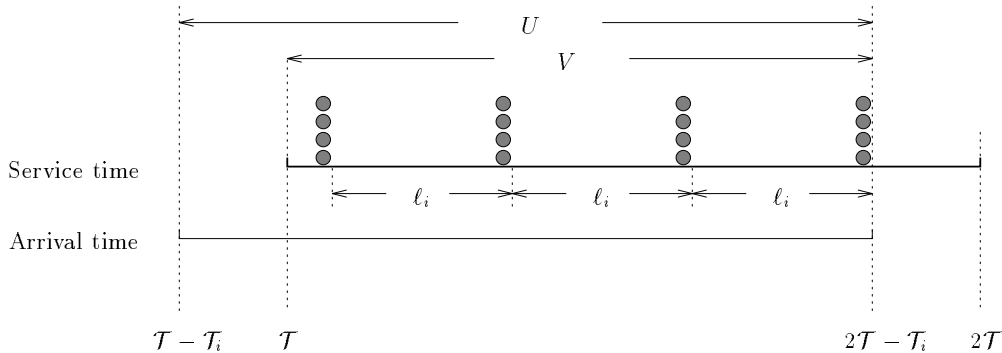


Figure 5: Session- i packets that are injected in interval U are assigned initial tokens in interval V . The interval V is divided into consecutive intervals of length ℓ_i , each of which has s_i initial tokens. The initial tokens are shown in solid dots.

Let $|V| = \mathcal{T} - \mathcal{T}_i$ be the length of interval V . We divide V into consecutive intervals of length ℓ_i (starting from the end), and we put s_i initial tokens in the last slot of each ℓ_i -interval. Note that if $|V|$ is not an integer multiple of ℓ_i , then the first ℓ_i -interval is “incomplete”. (See Figure 5.) We show that there are enough initial tokens, and that no packet waits too long for an unused one.

Lemma 19 *For a converted session $i \in B^{(q+1)}$, every session- i packet that is injected during U finds an unused initial token in V within $\mathcal{T}_i + \ell_i = O(1/r_i + D_i)$ steps of its injection.*

Proof: Let $x = \mathcal{T}/(\mathcal{T} - \mathcal{T}_i)$ be the ratio of the length of interval U to the length of interval V . It suffices to show that s_i , the number of initial tokens in an ℓ_i -interval (shown in Figure 5), is as large as the number of session- i arrivals during an interval of length $x\ell_i$. At most $n = x\ell_i r_i + 1$ packets

can arrive during $x\ell_i$ steps. Since $\mathcal{T} \geq (1 + 4/\varepsilon) \max_i \mathcal{T}_i$ by definition, we have $x \leq 1 + \varepsilon/4$ and $n \leq \ell_i r_i (1 + \varepsilon/4) + 1$. By the left-hand side of Property 1 of Lemma 11, we have $n \leq s_i$. Therefore, we have enough initial tokens. Since the initial tokens are at the end of an ℓ_i -interval, each packet can use an initial token that appears after the packet arrival time. It is also easy to verify that an unused initial token appears within $\mathcal{T}_i + \ell_i = O(\mathcal{T}_i)$ steps of the packet injection. \square

Delay Insertion

Before any delay is inserted for a packet from session $i \in B^{(q+1)}$, the packet leaves its source at the time of its initial token and marches to its destination with no more waiting. Now we insert an initial delay for each session- i packet, which has the effect of deferring the start time of the packet. We choose the delays uniformly from $[1, \ell_i]$. After the initial delay each packet travels to its destination without further delay.

Lemma 20 *Consider a particular edge e and a particular t -frame during interval $[\mathcal{T}, 2\mathcal{T})$. Suppose session i requires edge e , then the expected number of session- i packets that use e in the t -frame is at most $ts_i/\ell_i = t\hat{r}_i$.*

Proof: Let us assume first that delays have not been inserted yet. Due to the way initial tokens are distributed, session- i packets cross edge e in a very synchronous manner: a batch of at most s_i packets crosses every ℓ_i steps. Since we want an upper bound on the expectation, we assume that exactly s_i packets cross e every ℓ_i steps.

Let us now partition time in ℓ_i -intervals, so that each interval ends with a step in which packets cross e (i.e. all packets cross e in the last step of the intervals). Observe that, once delayed, all the packets that crossed e in the last step of some ℓ_i -interval will cross it in the following interval. Then, the total number of packets crossing e in an ℓ_i -interval after the delay insertion is exactly s_i . Also, after the insertion of delays, the expected number of packets crossing e in some subinterval of length ℓ of an ℓ_i -interval is exactly $\ell s_i/\ell_i$.

Take now the t -frame, and consider the incomplete ℓ_i -intervals it contains. There can be at most one at the beginning and one at the end. Assume they have lengths t_1 and t_2 , respectively. From the above observations, the expected number of packets crossing e in the t_1 (resp. t_2) subinterval is $t_1 s_i/\ell_i$ (resp. $t_2 s_i/\ell_i$). In the remainder of the t -frame the number of packets crossing is exactly $(t - t_1 - t_2) s_i/\ell_i$. Hence, the expected number of packets crossing e in the t -frame is $(t - t_1 - t_2) s_i/\ell_i + t_1 s_i/\ell_i + t_2 s_i/\ell_i = ts_i/\ell_i$. \square

We now use a Chernoff bound and the Lovász Local Lemma to show the following.

Lemma 21 *There exists a way of choosing the initial delays for sessions in $B^{(q+1)}$ such that the relative congestion in any frame of size $I^{(q+1)}$ or bigger is at most $c^{(q+1)}$ after the delays are inserted.*

Proof: Due to Lemma 14, it is sufficient to prove the result for all frames of size $I^{(q+1)}$ to $2I^{(q+1)}$. We associate a bad event with each edge e and each I -frame, where $I^{(q+1)} \leq I \leq 2I^{(q+1)}$. A bad event $E_{\{e, I\}}$ happens when more than $Ic^{(q+1)}$ packets use e during frame I . We use the Lovász Local Lemma to show that with nonzero probability no bad event occurs. Let $D_{\max} = \max_{i \in B^{(q+1)}} D_i$, $r_{\min} = \min_{i \in B^{(q+1)}} r_i$, $X = \max_{i \in B^{(q+1)}} D_i + 1/r_i$, and $\ell_{\max} = \max_{i \in B^{(q+1)}} \ell_i$.

We first bound the dependency d of bad events. Note that the probability space is given by the delays assigned to packets from sessions in $B^{(q+1)}$. Hence, a bad event $E_{\{e, I\}}$ is dependent on another bad event $E_{\{e', I'\}}$ only if there is a packet p from a session $i \in B^{(q+1)}$ such that there is a

nonzero probability that p uses e during the I -frame and there is a nonzero probability that p uses e' during the I' -frame.

There are at most $1/r_{\min}$ sessions in $B^{(q+1)}$, each of which is at most D_{\max} long. Therefore, $E_{\{e,I\}}$ depends on $E_{\{e',I'\}}$ for at most $D_{\max}/r_{\min} = O(X^2)$ choices of e' . Furthermore, intervals I and I' cannot be more than $D_{\max} + \ell_{\max}$ steps apart. (Otherwise any session- i packet either has probability 0 of crossing edge e during I or probability 0 of crossing e' during I' .) Therefore, the starting point of I' is limited to $2D_{\max} + 2\ell_{\max} + 4I^{(q+1)}$ locations, and the total possible choices for I' is at most $(2D_{\max} + 2\ell_{\max} + 4I^{(q+1)})I^{(q+1)} = O(X(I^{(q+1)})^2)$. We conclude that the dependency d is of $O(X^3(I^{(q+1)})^2)$.

We now bound the probability p that a bad event $E_{\{e,I\}}$ happens. By our inductive assumption, the frame congestion on edge e during the I -frame is at most $(1 + \delta^{(q)})c^{(q)}I$ before the conversion. Let S be the set of sessions in $B^{(q+1)}$ that use edge e . When sessions in $B^{(q+1)}$ are fractional, they contribute exactly $I \sum_{i \in S} \hat{r}_i$ to the frame congestion. Lemma 20 implies that the expected frame congestion due to the sessions in $B^{(q+1)}$ is at most $I \sum_{i \in S} \hat{r}_i$ after the initial delays are inserted. The congestion due to sessions not in $B^{(q+1)}$ does not change during the conversion. Hence, the expected frame congestion on edge e during the I -frame is at most $(1 + \delta^{(q)})c^{(q)}I = \mu$. We bound the probability of $E_{\{e,I\}}$ as follows.

$$\begin{aligned}
p &= \Pr \left[\text{Frame congestion on } e \text{ in } I > c^{(q+1)}I \right] \\
&= \Pr \left[\text{Frame congestion on } e \text{ in } I > (1 + \delta^{(q)})\mu \right] \\
&\leq e^{-\delta^{(q)2}\mu/3} \\
&\leq e^{-(1-\varepsilon)\beta^2 I^{(q+1)}/(3\log I^{(q)})} \\
&\leq e^{-(1-\varepsilon)\frac{\beta^2}{3}(I^{(q+1)})^{1/5}(I^{(q+1)})^{3/5}} \\
&\leq e^{-(1-\varepsilon)\frac{\beta^2}{3}(I^{(q+1)})^{1/5} \log^{6/5} X}
\end{aligned}$$

The first inequality follows from Lemma 3. The second inequality holds since $\mu > (1 - \varepsilon)I \geq (1 - \varepsilon)I^{(q+1)}$ and from the definition of $\delta^{(q)}$. The third inequality follows from the recurrence for $I^{(q+1)}$. The last inequality follows from the fact that $\log^2 X \leq I^{(q+1)}$. (This explains the need for $\log^2 X_i \leq I^{(q+1)}$ in the definition of $B^{(q+1)}$.)

When β is a sufficiently large constant, we have $4dp < 1$. Hence, the Lovász Local Lemma implies that with nonzero probability no bad events occur. That is, there exists a way to choose the initial delays for sessions in $B^{(q+1)}$ such that for all frames of size $I^{(q+1)}$ or larger the relative congestion is at most $c^{(q+1)}$.

Note that in the proof of this lemma we associate a bad event with each edge e and each interval I . Why couldn't we associate a bad event with each edge e only and then use a union bound on the number of intervals, as in Lemma 15? This is because we are considering all the session- i packets during an interval of length \mathcal{T} , which can be much bigger than $1/r_i + D_i$ for some sessions i . \square

6.4 Termination at Schedule $\mathcal{S}^{(\zeta)}$

The succession of refinement and conversion terminates at schedule $\mathcal{S}^{(\zeta)}$ when the frame size $I^{(\zeta)}$ becomes smaller than or equal to w , a constant defined in Section 5. The following lemma shows that the relative congestion of $\mathcal{S}^{(\zeta)}$ is small.

Lemma 22 *In the schedule $\mathcal{S}^{(\zeta)}$ all sessions are integral and the relative congestion is at most $c^{(\zeta)} < 1$ for any frame of size $I^{(\zeta)}$ or larger.*

Proof: One can verify that $B^{(q+1)}$ forms a partition of all the sessions. Therefore, all the sessions are integral in the schedule $\mathcal{S}^{(\zeta)}$. By our induction, the relative congestion is at most $c^{(\zeta)}$ for all frames of size $I^{(\zeta)}$ or larger. Hence, we only need to show that $c^{(\zeta)} < 1$.

Due to the termination conditions, $x \leq I^{(\zeta-1)}$, where x is defined in Section 5. Let $\Delta = \beta/\sqrt{\log x}$, and observe that $\delta^{(\zeta-1)} \leq \Delta < 1$. By the recursive definition of $c^{(\zeta)}$, we have,

$$\begin{aligned}
c^{(\zeta)} &= (1 + \delta^{(\zeta-1)})^2 (1 + \delta^{(\zeta-2)})^2 \dots (1 + \delta^{(0)})^2 c^{(0)} \\
&< (1 + \Delta)^2 (1 + \Delta^2)^2 (1 + \Delta^4)^2 (1 + \Delta^8)^2 \dots c^{(0)} \\
&\leq (1 - \Delta)^{-2} \left\{ (1 - \Delta)^2 (1 + \Delta)^2 (1 + \Delta^2)^2 (1 + \Delta^4)^2 (1 + \Delta^8)^2 \dots \right\} c^{(0)} \\
&\leq (1 - \Delta)^{-2} c^{(0)} \\
&= \left(1 - \beta/\sqrt{\log x}\right)^{-2} c^{(0)} \\
&= \frac{1 - \varepsilon/2}{1 - \varepsilon/2} \\
&= 1
\end{aligned}$$

The first inequality holds since $\delta^{(q)} < (\delta^{(q+1)})^2$, for all q , by the recurrence defined in Section 5. The third inequality holds since $\Delta < 1$, and therefore the “telescope product” in the braces is less than 1. The last equality holds by the above choice of x and the definition of $c^{(0)}$ in Section 5. \square

Now, we have to make sure that in the resulting schedule $\mathcal{S}^{(\zeta)}$ no packet waits too much. The conversion step guarantees that when a session i becomes integral, no packet waits more than $O(D_i + 1/r_i)$ steps before it starts moving, and it does not wait anymore. The last frame-refinement step also guarantees that a moving packet never waits more than once every $I^{(\zeta-1)}$ steps. However, all the frame-refinement steps that an integral packet has to go through can, in fact, delay the time it starts moving. The following lemma shows that this delay does not add up to a large amount, and therefore that a session- i packet reaches its destination in at most $O(D_i + 1/r_i)$ steps in the schedule $\mathcal{S}^{(\zeta)}$.

Lemma 23 *During frame-refinement a session- i packet is delayed by at most $2(D_i + 1/r_i)$ steps before it starts moving.*

Proof: Suppose session i first becomes integral in schedule $\mathcal{S}^{(q')}$. Consider a session- i packet p . For schedule $\mathcal{S}^{(q)}$, where $q \leq q' - 1$, p is never delayed during frame-refinement. For schedule $\mathcal{S}^{(q)}$, where $q \geq q'$, p is delayed by at most $I^{(q)} + (I^{(q)})^2$ steps before it starts moving. Therefore, the total delay inserted during all the frame-refinement steps is at most $\sum_{q \geq q'} I^{(q)} + (I^{(q)})^2$. Since session i becomes integral for schedule $\mathcal{S}^{(q')}$, we must have $i \in B^{(q')}$. By the definition of $B^{(q')}$, $D_i + 1/r_i \geq (I^{(q')})^2$. Since $I^{(q)}$ decreases polylogarithmically, a session- i packet is delayed during frame-refinement by at most $2(D_i + 1/r_i)$ steps before it starts moving. \square

We proceed to prove that $\mathcal{S}^{(\zeta)}$ has all the properties.

Theorem 24 *Given network \mathcal{M} and a set of sessions as defined in Section 1.2, there is a schedule $\mathcal{S}^{(\zeta)}$ such that the following hold.*

1. *The relative congestion is at most 1 for any frame of size larger than a certain constant;*
2. *After leaving its source, each packet waits at most once every $O(1)$ steps, which implies that all edge queues in \mathcal{M} have size $O(1)$;*

3. For all sessions i , any session- i packet reaches its destination within $O(1/r_i + D_i)$ steps of its injection;
4. All session- i arrivals during $[\mathcal{T} - \mathcal{T}_i, 2\mathcal{T} - \mathcal{T}_i)$ are serviced during $[\mathcal{T}, 2\mathcal{T})$, i.e. all packets leave their source no earlier than \mathcal{T} and reach their destination before $2\mathcal{T}$.

Proof:

1. By Lemma 22, the relative congestion is at most 1 for any frame of size $I^{(\zeta)}$ or larger. Due to the termination conditions $I^{(\zeta)}$ is a constant.
2. By the invariant maintained throughout the frame-refinement steps, a packet waits at most once every $I^{(\zeta-1)}$ steps once it leaves its source. In addition, by Property 1 above, at most $I^{(\zeta)}$ packets cross an edge during any time step. Therefore, the edge queues have size at most $2I^{(\zeta)}$.

3. We first show that a session- i packet reaches its destination within \mathcal{T}_i steps after it obtains an initial token. After the initial token, a session- i packet is deferred by an initial delay during the conversion step and other delays during the frame-refinement step before it could leave its source. The initial delay is at most $\ell_i < 1 + 8/(\varepsilon r_i)$, and the delay during the refinement is at most $2(D_i + 1/r_i)$ by Lemma 23. Once the packet starts moving, it reaches its destination in at most $2D_i$ steps by Property 2. Therefore, a session- i packet reaches its destination within $4D_i + 1 + (8/\varepsilon + 2)/r_i < \mathcal{T}_i$ steps after obtaining its initial token.

Since any session- i packet obtains an initial token within $\mathcal{T}_i + \ell_i$ steps of its injection by Lemma 19, the packet reaches its destination within $2\mathcal{T}_i + \ell_i = O(1/r_i + D_i)$ steps of its injection.

4. For all session- i arrivals during $[\mathcal{T} - \mathcal{T}_i, 2\mathcal{T} - \mathcal{T}_i)$, the initial tokens are in $[\mathcal{T}, 2\mathcal{T} - \mathcal{T}_i)$. From the discussion of Property 3, a session- i packet reaches its destination within \mathcal{T}_i steps after it obtains an initial token. Therefore, all packets leave their sources no earlier than \mathcal{T} and reach their destinations before $2\mathcal{T}$.

□

6.5 The Final Schedule for the Original Network \mathcal{N}

We now describe how to create a schedule $\mathcal{S}_{\mathcal{N}}$ for network \mathcal{N} from $\mathcal{S}^{(\zeta)}$. In $\mathcal{S}_{\mathcal{N}}$ at most one packet at a time crosses each edge in \mathcal{N} . Recall that in the construction of \mathcal{M} from \mathcal{N} , each edge e in \mathcal{N} is replaced by $2w$ consecutive edges e_1, \dots, e_{2w} , where w is a constant defined in Section 5.

We first partition the time interval $[\mathcal{T}, 2\mathcal{T})$ into consecutive intervals of length w (recall that by definition \mathcal{T} is a multiple of w). For each w -interval and each edge f in \mathcal{M} , as many as w packets, p_1, p_2, \dots, p_w , can cross f during the w -interval by schedule $\mathcal{S}^{(\zeta)}$. We *smooth out* $\mathcal{S}^{(\zeta)}$ so that p_j is the j th packet to cross f in the w -interval, where p_1, \dots, p_w represents an arbitrary ordering. After smoothing, a packet may not be scheduled to cross the edges on its route in order. For example, a packet may be scheduled to cross edge f before g , whereas f follows g on the route in \mathcal{M} . A packet may also be scheduled to leave its source before its injection time. However, $\mathcal{S}^{(\zeta)}$ after smoothing does have the property that at most one packet at a time crosses each edge. We define $\mathcal{S}_{\mathcal{N}}$ as follows. $\mathcal{S}_{\mathcal{N}}$ schedules a packet p to cross e in \mathcal{N} at time t if and only if $\mathcal{S}^{(\zeta)}$ after smoothing schedules p to cross e_{2w} in \mathcal{M} at time t .

Lemma 25 *In $\mathcal{S}_{\mathcal{N}}$, each packet is scheduled to leave its source after its injection and is scheduled to cross the edges on its route in order.*

Proof: We first show that each packet crosses the edges on its route in order. Consider a packet p . Let e and \hat{e} be two edges on p 's route in \mathcal{N} , where \hat{e} follows e . Let t and \hat{t} be the times that p crosses e and \hat{e} in schedule $\mathcal{S}_{\mathcal{N}}$. We shall show that $t < \hat{t}$.

Let e_{2w} and \hat{e}_{2w} be the edges in \mathcal{M} that correspond to e and \hat{e} . Let τ and $\hat{\tau}$ be the times that p crosses e_{2w} and \hat{e}_{2w} in the schedule $\mathcal{S}^{(\zeta)}$ before smoothing. Since p crosses the edges in \mathcal{M} in order before smoothing, we have,

$$\tau + 2w \leq \hat{\tau}. \quad (7)$$

In schedule $\mathcal{S}_{\mathcal{N}}$, packet p crosses e at time t , which is shifted by at most $w - 1$ steps from τ . Similarly, \hat{t} is shifted by at most $w - 1$ steps from $\hat{\tau}$. Hence we have,

$$\begin{aligned} \tau - (w - 1) &\leq t \leq \tau + (w - 1), \\ \hat{\tau} - (w - 1) &\leq \hat{t} \leq \hat{\tau} + (w - 1). \end{aligned}$$

From Inequality 7 and the above inequalities, we have $t < \hat{t}$. Therefore, p crosses the edges on its route in order.

The proof that packet p leaves its source after its injection time is similar. Suppose that p is injected to the network at time s . Let edge e be the first edge on the route of p in network \mathcal{N} , and let t be the time that p crosses e in $\mathcal{S}_{\mathcal{N}}$. Also let e_{2w} be the corresponding edge in \mathcal{M} , and let τ be the time that p crosses e_{2w} in $\mathcal{S}^{(\zeta)}$ before smoothing. Since in $\mathcal{S}^{(\zeta)}$ before smoothing p crosses the edges in order and leaves its source after its injection we have,

$$s + 2w \leq \tau.$$

In schedule $\mathcal{S}_{\mathcal{N}}$, packet p crosses e at time t , which is shifted by at most $w - 1$ steps from τ . Hence we have,

$$\tau - (w - 1) \leq t \leq \tau + (w - 1).$$

Therefore, $s < t$ and packet p leaves its sources in \mathcal{N} after the injection time. \square

We summarize the properties of $\mathcal{S}_{\mathcal{N}}$.

Theorem 26 *Schedule $\mathcal{S}_{\mathcal{N}}$ satisfies the following properties.*

1. *At most one packet at a time crosses each edge in \mathcal{N} ;*
2. *After leaving its source, each packet waits constant number of steps to cross an edge, which implies all the edge queues in \mathcal{N} have constant size;*
3. *For all sessions i , any session- i packet reaches its destination within $O(1/r_i + d_i)$ steps of its injection;*
4. *All session- i arrivals during $[\mathcal{T} - \mathcal{T}_i, 2\mathcal{T} - \mathcal{T}_i)$ are serviced during $[\mathcal{T}, 2\mathcal{T})$, i.e. all packets leave their source no earlier than \mathcal{T} and reach their destination before $2\mathcal{T}$.*

Proof: The smoothing process guarantees Property 1. Properties 2 and 3 come from Properties 2 and 3 of $\mathcal{S}^{(\zeta)}$ given in Theorem 24, the construction of \mathcal{M} from \mathcal{N} and the fact that each packet is scheduled to reach its destination in $\mathcal{S}_{\mathcal{N}}$ at most w steps later than in $\mathcal{S}^{(\zeta)}$.

To see Property 4, recall that the interval $[\mathcal{T}, 2\mathcal{T})$ is partitioned into intervals of size w (with one interval possibly longer than w), and schedule $\mathcal{S}^{(\zeta)}$ is smoothed out within each w -interval. Therefore, if a packet is scheduled to cross an edge e during $[\mathcal{T}, 2\mathcal{T})$ according to $\mathcal{S}^{(\zeta)}$, the packet must also be scheduled to cross e during $[\mathcal{T}, 2\mathcal{T})$ according to $\mathcal{S}_{\mathcal{N}}$. Property 4 follows. Property 4 of the above theorem implies that all intervals of $[0, \mathcal{T})$, $[\mathcal{T}, 2\mathcal{T})$, etc. can be scheduled independently. \square

6.6 Derivation of the Templates

We now describe how to transform $\mathcal{S}_{\mathcal{N}}$ into a template-based schedule. Property 4 of Theorem 26 says that all packets considered in schedule $\mathcal{S}_{\mathcal{N}}$ (those injected in interval $[\mathcal{T} - \mathcal{T}_i, 2\mathcal{T} - \mathcal{T}_i)$, for each session i) move from their sources to their destination during interval $[\mathcal{T}, 2\mathcal{T})$. For this reason, we choose \mathcal{T} as the size of each template. Recall that in the conversion step of Section 6.3, the placement of the initial tokens are *independent* of the actual packet arrival times. The placement is simply a result of randomization added onto the fixed configuration shown in Figure 5. As we have shown, even if each session- i initial token is owned by a session- i packet, we can schedule these packets by schedule $\mathcal{S}_{\mathcal{N}}$. Then, if we place a session- i token in the template of edge e every step a session- i packet crosses e in $\mathcal{S}_{\mathcal{N}}$, the movement of each packet determines a token sequence, and these token sequences define the locations of all the tokens. We emphasize that the placement of these tokens are fixed as the initial tokens are.

Obviously, the token lag is $O(1)$ for all sequences and the end-to-end delay is $O(1/r_i + d_i)$ for all session- i token sequences. Since each session- i packet is able to obtain an initial token within $O(1/r_i + d_i)$ steps of its injection, Theorem 2 implies that the template-based schedule defined by the token sequences achieves a delay bound of $O(1/r_i + d_i)$ and constant edge queues. In summary,

Theorem 27 *Consider an arbitrary network in which sessions are defined. Each session i is associated with an injection rate r_i and path length d_i . Packets are injected to the network along these sessions subject to the injection rates. If the total rate on each edge is at most $1 - \varepsilon$ for a constant $\varepsilon \in (0, 1)$, then there exists a template-based schedule such that each session- i packet reaches its destination within $O(1/r_i + d_i)$ steps of its injection and at most one packet crosses an edge at each time step. This schedule also maintains constant edge queues.*

Acknowledgments

The authors wish to thank Bruce Maggs, Greg Plaxton and Salil Vadhan for many helpful comments.

References

- [1] M. Andrews, B. Awerbuch, A. Fernández, J. Kleinberg, T. Leighton, and Z. Liu. Universal stability results for greedy contention-resolution protocols. In *Proceedings of the 37th Annual Symposium on Foundations of Computer Science*, pages 380 – 389, Burlington, VT, October 1996.

- [2] M. Andrews and L. Zhang. Minimizing end-to-end delay in high-speed networks with a simple coordinated schedule. In *Proceedings of IEEE INFOCOM '99*, March 1999.
- [3] J. Beck. An algorithmic approach to the Lovasz Local Lemma I. *Random Structures and Algorithms*, 2(4):343 – 365, 1991.
- [4] A. Borodin, J. Kleinberg, P. Raghavan, M. Sudan, and D. Williamson. Adversarial queueing theory. In *Proceedings of the 28th Annual ACM Symposium on Theory of Computing*, pages 376 – 385, Philadelphia, PA, May 1996.
- [5] H. Chernoff. A measure of asymptotic efficiency for tests of a hypothesis based on the sum of observations. *Annals of Mathematical Statistics*, 23:493 – 509, 1952.
- [6] R. L. Cruz. A calculus for network delay, Part I: Network elements in isolation. *IEEE Transactions on Information Theory*, pages 114 – 31, 1991.
- [7] R. L. Cruz. A calculus for network delay, Part II: Network analysis. *IEEE Transactions on Information Theory*, pages 132 – 141, 1991.
- [8] A. Demers, S. Keshav, and S. Shenker. Analysis and simulation of a fair queueing algorithm. *Journal of Internetworking: Research and Experience*, 1:3 – 26, 1990.
- [9] A. Elwalid, D. Mitra, and R. H. Wentworth. A new approach for allocating buffers and bandwidth to heterogeneous, regulated traffic in an ATM node. *IEEE Journal on selected areas in communications*, pages 1115 – 1127, 1995.
- [10] F. T. Leighton, B. M. Maggs, and S. B. Rao. Packet routing and job-shop scheduling in $O(\text{congestion} + \text{dilation})$ steps. *Combinatorica*, 14(2):167 – 186, 1994.
- [11] F. T. Leighton, B. M. Maggs, and A. W. Richa. Fast algorithms for finding $O(\text{congestion} + \text{dilation})$ packet routing schedules. Technical report CMU-CS-96-152, Carnegie Mellon University, 1996.
- [12] F. T. Leighton and G. Plaxton. Hypercubic sorting networks. *SIAM Journal of Computing (to appear)*, 1997.
- [13] R. Ostrovsky and Y. Rabani. Local control packet switching algorithm. In *Proceedings of the 29th Annual ACM Symposium on Theory of Computing*, May 1997.
- [14] A. K. Parekh and R. G. Gallager. A generalized processor sharing approach to flow control in integrated services networks: The single-node case. *IEEE/ACM Transactions on Networking*, 1(3):344 – 357, 1993.
- [15] A. K. Parekh and R. G. Gallager. A generalized processor sharing approach to flow control in integrated services networks: The multiple-node case. *IEEE/ACM Transactions on Networking*, 2(2):137 – 150, 1994.
- [16] Y. Rabani and E. Tardos. Distributed packet switching in arbitrary networks. In *Proceedings of the 28th Annual ACM Symposium on Theory of Computing*, Philadelphia, PA, May 1996.
- [17] J. Spencer. *Ten Lectures on the Probabilistic Methods*. Capital City Press, Philadelphia, Pennsylvania, 1994.

- [18] J. S. Turner. New directions in communications, or which way to the information age. *IEEE Communications Magazine*, pages 8 – 15, 1986.
- [19] L. Zhang. *An Analysis of Network Routing and Communication Latency*. PhD thesis, MIT, 1997.

This research was sponsored in part by National Science Foundation (NSF) grant no. CCR-0122581.