

15-462 Computer Graphics I
Lecture 3

Interaction

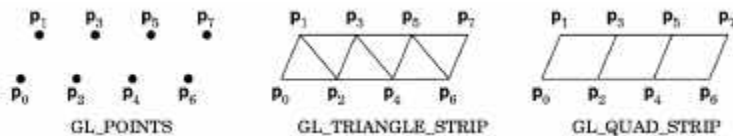
Client/Server Model
Callbacks
Double Buffering
Hidden Surface Removal
Simple Transformations
[Angel Ch. 3]

January 21, 2003
Frank Pfenning
Carnegie Mellon University

<http://www.cs.cmu.edu/~fp/courses/graphics/>

Surface Orientation (Clarification)

- Right-hand rule
- Triangle strip drawn 0-1-2, 2-1-3, 2-3-4, etc.



- All triangles face same direction (here: back)
- Similarly for quad strips 0-1-3-2, 2-3-5-4, etc.
- Orientable surfaces; discard back faces:
`glEnable(GL_CULL_FACE);`
`glCullFace(GL_BACK); /* do not draw back faces */`

Choice of Programming Language

- OpenGL lives close to the hardware
- OpenGL is not object-oriented
- OpenGL is not functional
- Use C to expose and exploit low-level details
- Use C++, Java, O'CamI, ... for toolkits
- Support for C and C++ in assignments
- O'CamI soon?

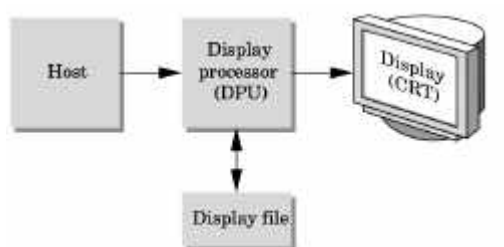
01/21/2003

15-462 Computer Graphics I

3

Client/Server Model

- Graphics hardware and caching



- Important for efficiency
- Need to be aware where data are stored
- Examples: vertex arrays, display lists

01/21/2003

15-462 Computer Graphics I

4

Display Lists

- Encapsulate a sequence of drawing commands
- Optimize and store on server

```
GLuint listName = glGenLists(1); /* new name */
glNewList(listName, GL_COMPILE); /* new list */
    glColor3f(1.0, 0.0, 1.0);
    glBegin(GL_TRIANGLES);
        glVertex3f(0.0, 0.0, 0.0);
    ...
    glEnd();
    glTranslatef(1.5, 0.0, 0.0); /* offset next object */
glEndList();
glCallList(listName); /* draw one */
```

01/21/2003

15-462 Computer Graphics I

5

Display Lists Details

- Useful for sequences of transformations
- Important for complex surfaces
- Another example: fonts
- Hierarchical display lists supported
- Display lists cannot be changed
- Display lists can be replaced
- Not necessary in first assignment

01/21/2003

15-462 Computer Graphics I

6

Vertex Arrays

- Draw cube with $6*4=24$ or with 8 vertices?
- Expense in drawing and transformation
- Strips help to some extent
- Vertex arrays provide general solution
- Advanced (new in OpenGL 1.2)
 - Define (transmit) array of vertices, colors, normals
 - Draw using index into array(s)
 - Vertex sharing for efficient operations
- Not needed for first assignment

01/21/2003

15-462 Computer Graphics I

7

Outline

- Client/Server Model
- Callbacks
- Double Buffering
- Hidden Surface Removal
- Simple Transformations
- Example

01/21/2003

15-462 Computer Graphics I

8

Main Event Loop

- Standard technique for interaction
- Main loop processes events
- Dispatch to functions specified by client
- Callbacks also common in operating systems
- Poor man's functional programming
- Mediates between client and window system

01/21/2003

15-462 Computer Graphics I

9

Types of Callbacks

- Display (): when window must be drawn
- Idle (): when no other events to be handled
- Keyboard (unsigned char key, int x, int y): key
- Menu (...): after selection from menu
- Mouse (int button, int state, int x, int y): mouse
- Motion (...): mouse movement
- Reshape (int w, int h): window resize
- Any callback can be NULL

01/21/2003

15-462 Computer Graphics I

10

Outline

- Client/Server Model
- Callbacks
- Double Buffering
- Hidden Surface Removal
- Simple Transformations
- Example

01/21/2003

15-462 Computer Graphics I

11

Screen Refresh

- Common: 60-100 Hz
- Flicker if drawing overlaps screen refresh
- Problem during animation
- Example (cube_single.c)
- Solution two frame buffers:
 - Draw into one buffer
 - Swap and display, while drawing into other buffer
- Desirable frame rate ≥ 30 fps (frames/second)

01/21/2003

15-462 Computer Graphics I

12

Enabling Modes

- One example of many
- `glutInitDisplayMode (GLUT_SINGLE);`
- `glutInitDisplayMode (GLUT_DOUBLE);`
- `glutSwapBuffers ();`
- If something has no effect, check mode
- Example (`cube.c`)

01/21/2003

15-462 Computer Graphics I

13

Outline

- Client/Server Model
- Callbacks
- Double Buffering
- Hidden Surface Removal
- Simple Transformations
- Example

01/21/2003

15-462 Computer Graphics I

14

Hidden Surface Removal

- Classic problem of computer graphics
- What is visible after clipping and projection?
- Object-space vs image-space approaches
- Object space: depth sort (Painter's algorithm)
- Image space: ray cast (z-buffer algorithm)
- Related: back-face culling

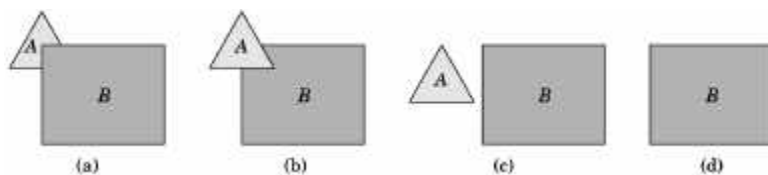
01/21/2003

15-462 Computer Graphics I

15

Object-Space Approach

- Consider objects pairwise



- Complexity $O(k^2)$ where $k = \#$ of objects
- Painter's algorithm: render back-to-front
- "Paint" over invisible polygons
- How to sort and how to test overlap?

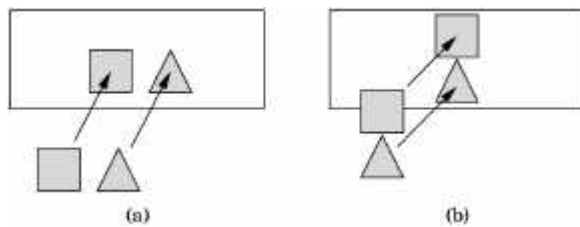
01/21/2003

15-462 Computer Graphics I

16

Depth Sorting

- First, sort by furthest distance z from viewer
- If minimum depth of A is greater than maximum depth of B, A can be drawn before B
- If either x or y extents do not overlap, A and B can be drawn independently



01/21/2003

15-462 Computer Graphics I

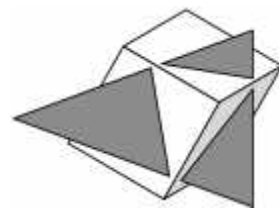
17

Some Difficult Cases

- Sometimes cannot sort polygons!



Cyclic overlap



Piercing Polygons

- One solution: compute intersections
- Do while rasterizing (difficult in object space)

01/21/2003

15-462 Computer Graphics I

18

Painter's Algorithm Assessment

- Strengths
 - Simple (most of the time)
 - Handles transparency well
 - Sometimes, no need to sort (e.g., heightfield)
- Weaknesses
 - Clumsy when geometry is complex
 - Sorting can be expensive
- Usage
 - OpenGL (by default)
 - PostScript interpreters

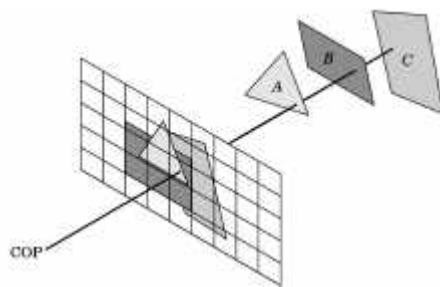
01/21/2003

15-462 Computer Graphics I

19

Image-Space Approach

- Raycasting: intersect ray with polygons



- $O(k)$ worst case (often better)
- Images can be more jagged

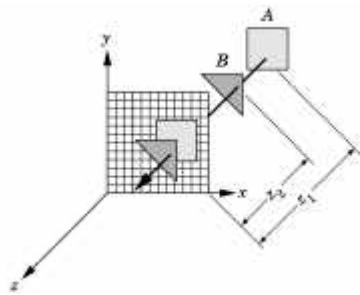
01/21/2003

15-462 Computer Graphics I

20

The z-Buffer Algorithm

- z-buffer with depth value z for each pixel
- Before writing a pixel into framebuffer
 - Compute distance z of pixel origin from viewer
 - If closer write and update z-buffer, otherwise discard



01/21/2003

15-462 Computer Graphics I

21

z-Buffer Algorithm Assessment

- Strengths
 - Simple (no sorting or splitting)
 - Independent of geometric primitives
- Weaknesses
 - Memory intensive (but memory is cheap now)
 - Tricky to handle transparency and blending
 - Depth-ordering artifacts
- Usage
 - OpenGL when enabled

01/21/2003

15-462 Computer Graphics I

22

Depth Buffer in OpenGL

- `glutInitDisplayMode(GLUT_DEPTH);`
- `glEnable (GL_DEPTH_TEST);`
- `glClear (GL_DEPTH_BUFFER_BIT);`
- Remember all of these!
- Some “tricks” use z-buffer read-only

01/21/2003

15-462 Computer Graphics I

23

Outline

- Client/Server Model
- Callbacks
- Double Buffering
- Hidden Surface Removal
- Simple Transformations
- Example

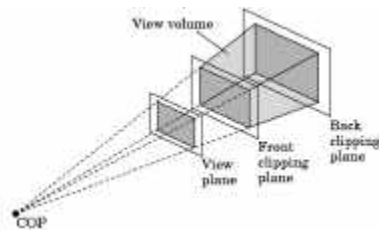
01/21/2003

15-462 Computer Graphics I

24

Specifying the Viewing Volume

- Clip everything not in viewing volume
 - Separate matrices for transformation and projection
- ```
glMatrixMode (GL_PROJECTION);
glLoadIdentity();
... Set viewing volume ...
glMatrixMode(GL_MODELVIEW);
```



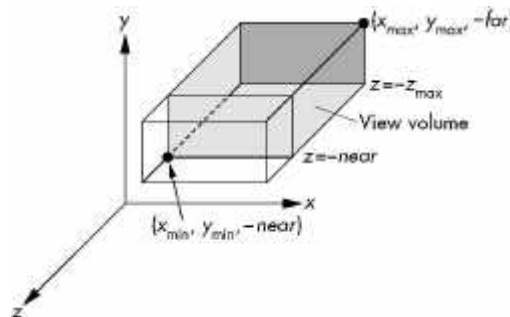
01/21/2003

15-462 Computer Graphics I

25

## Parallel Viewing

- Orthographic projection
- Camera points in negative z direction
- `glOrtho(xmin, xmax, ymin, ymax, near, far)`



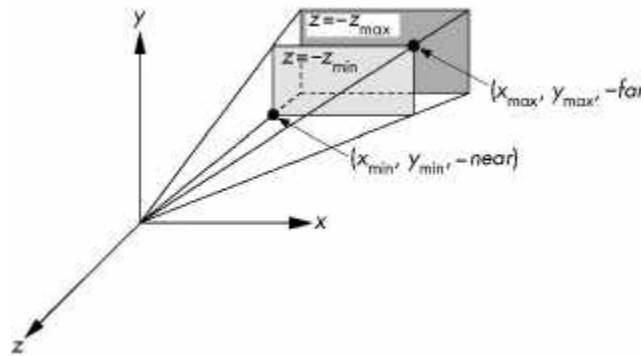
01/21/2003

15-462 Computer Graphics I

26

## Perspective Viewing

- Slightly more complex
- `glFrustum(xmin, xmax, ymin, ymax, near, far)`



01/21/2003

15-462 Computer Graphics I

27

## Simple Transformations

- Rotate by given angle (in degrees) about ray from origin through  $(x, y, z)$

```
glRotate{fd}(angle, x, y, z);
```

- Translate by the given  $x, y,$  and  $z$  values

```
glTranslate{fd}(x, y, z);
```

- Scale with a factor in the  $x, y,$  and  $z$  direction

```
glScale{fd}(x, y, z);
```

01/21/2003

15-462 Computer Graphics I

28

## Outline

- Client/Server Model
- Callbacks
- Double Buffering
- Hidden Surface Removal
- Simple Transformations
- Example

01/21/2003

15-462 Computer Graphics I

29

## Example: Rotating Color Cube

- Adapted from [Angel, Ch. 4]
- Problem:
  - Draw a color cube
  - Rotate it about x, y, or z axis, depending on left, middle or right mouse click
  - Stop when space bar is pressed
  - Quit when q or Q is pressed

01/21/2003

15-462 Computer Graphics I

30

## Step 1: Defining the Vertices

- Use parallel arrays for vertices and colors

```
/* vertices of cube about the origin */
GLfloat vertices[8][3] =
 {{-1.0, -1.0, -1.0}, {1.0, -1.0, -1.0},
 {1.0, 1.0, -1.0}, {-1.0, 1.0, -1.0}, {-1.0, -1.0, 1.0},
 {1.0, -1.0, 1.0}, {1.0, 1.0, 1.0}, {-1.0, 1.0, 1.0}};

/* colors to be assigned to edges */
GLfloat colors[8][3] =
 {{0.0, 0.0, 0.0}, {1.0, 0.0, 0.0},
 {1.0, 1.0, 0.0}, {0.0, 1.0, 0.0}, {0.0, 0.0, 1.0},
 {1.0, 0.0, 1.0}, {1.0, 1.0, 1.0}, {0.0, 1.0, 1.0}};
```

01/21/2003

15-462 Computer Graphics I

31

## Step 2: Set Up

- Enable depth testing and double buffering

```
int main(int argc, char **argv)
{
 glutInit(&argc, argv);
 /* double buffering for smooth animation */
 glutInitDisplayMode
 (GLUT_DOUBLE | GLUT_DEPTH | GLUT_RGB);
 ... /* window creation and callbacks here */
 glEnable(GL_DEPTH_TEST);
 glutMainLoop();
 return(0);
}
```

01/21/2003

15-462 Computer Graphics I

32



## Step 3: Install Callbacks

- Create window and set callbacks

```
glutInitWindowSize(500, 500);
glutCreateWindow("cube");
glutReshapeFunc(myReshape);
glutDisplayFunc(display);
glutIdleFunc(spinCube);
glutMouseFunc(mouse);
glutKeyboardFunc(keyboard);
```

01/21/2003

15-462 Computer Graphics I

33

## Step 4: Reshape Callback

- Enclose cube, preserve aspect ratio

```
void myReshape(int w, int h)
{
 GLfloat aspect = (GLfloat) w / (GLfloat) h;
 glViewport(0, 0, w, h);
 glMatrixMode(GL_PROJECTION);
 glLoadIdentity();
 if (w <= h) /* aspect <= 1 */
 glOrtho(-2.0, 2.0, -2.0/aspect, 2.0/aspect, -10.0, 10.0);
 else /* aspect > 1 */
 glOrtho(-2.0*aspect, 2.0*aspect, -2.0, 2.0, -10.0, 10.0);
 glMatrixMode(GL_MODELVIEW);
}
```

01/21/2003

15-462 Computer Graphics I

34

## Step 5: Display Callback

- Clear, rotate, draw, flush, swap

```
GLfloat theta[3] = {0.0, 0.0, 0.0};
void display(void)
{ glClear(GL_COLOR_BUFFER_BIT
 | GL_DEPTH_BUFFER_BIT);
 glLoadIdentity();
 glRotatef(theta[0], 1.0, 0.0, 0.0);
 glRotatef(theta[1], 0.0, 1.0, 0.0);
 glRotatef(theta[2], 0.0, 0.0, 1.0);
 colorcube(); glFlush();
 glutSwapBuffers(); }
```

01/21/2003

15-462 Computer Graphics I

35

## Step 6: Drawing Faces

- Call face(a, b, c, d) with vertex index
- Orient consistently

```
void colorcube(void)
{
 face(0,3,2,1);
 face(2,3,7,6);
 face(0,4,7,3);
 face(1,2,6,5);
 face(4,5,6,7);
 face(0,1,5,4);
}
```

01/21/2003

15-462 Computer Graphics I

36

## Step 7: Drawing a Face

- Use vector form of primitives and attributes

```
void face(int a, int b, int c, int d)
{glBegin(GL_POLYGON);
 glColor3fv(colors[a]);
 glVertex3fv(vertices[a]);
 glColor3fv(colors[b]);
 glVertex3fv(vertices[b]);
 glColor3fv(colors[c]);
 glVertex3fv(vertices[c]);
 glColor3fv(colors[d]);
 glVertex3fv(vertices[d]);
glEnd(); }
```

01/21/2003

15-462 Computer Graphics I

37

## Step 8: Animation

- Set idle callback

```
GLfloat delta = 2.0;
GLint axis = 2;
void spinCube()
{
 /* spin cube delta degrees about selected axis */
 theta[axis] += delta;
 if (theta[axis] > 360.0) theta[axis] -= 360.0;

 /* display result */
 glutPostRedisplay();
}
```

01/21/2003

15-462 Computer Graphics I

38

## Step 9: Change Axis of Rotation

- Mouse callback

```
void mouse(int btn, int state, int x, int y)
{
 if (btn==GLUT_LEFT_BUTTON
 && state == GLUT_DOWN) axis = 0;
 if (btn==GLUT_MIDDLE_BUTTON
 && state == GLUT_DOWN) axis = 1;
 if (btn==GLUT_RIGHT_BUTTON
 && state == GLUT_DOWN) axis = 2;
}
```

01/21/2003

15-462 Computer Graphics I

39

## Step 10: Toggle Rotation or Exit

- Keyboard callback

```
void keyboard(unsigned char key, int x, int y)
{
 if (key=='q' || key == 'Q') exit(0);
 if (key==' ') {stop = !stop;};
 if (stop)
 glutIdleFunc(NULL);
 else
 glutIdleFunc(spinCube);
}
```

01/21/2003

15-462 Computer Graphics I

40

## Summary

- Client/Server Model
- Callbacks
- Double Buffering
- Hidden Surface Removal
- Simple Transformations
- Example

## Announcements

- Please verify access to graphics lab and login
- Follow account setup instruction on web page!
- Check web page for C++ instructions
- First guest lecture on Feb 20 on programmable pixel shaders (Cass Everitt, Nvidia)
- Assignment 1 movie from Fall'02