

As you walk in

Quiz will start at the beginning of lecture

- Have pencil/pen ready
- Don't use your own scratch paper
 - We have some if you need it
- Silence phones



Quiz

Before we start

- Don't open until we start
- Make sure your name and Andrew ID are on the front
- Read instruction page
- No questions (unless clarification on English)
- Typo in one of the versions an “i” should be “in”

Additional info

- 20 min



15-112
Lecture 2

Week 2 Tue
Loops

Instructor: Pat Virtue

From Syllabus

Quizzes (about 8)

10%

Lowest 2 quiz grades are **half-weighted**.

Announcements

Quiz

Grades

- Likely ready Wednesday
 - Superhero TAs!
- Very small impact on final grade

Fix-it Fridays!

- Combined with Friday pre-reading sections
- More information coming on Piazza

Announcements

Weekly Rhythm Assignments/Quizzes

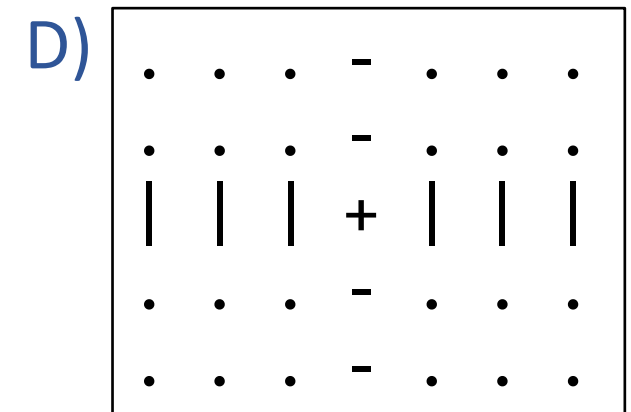
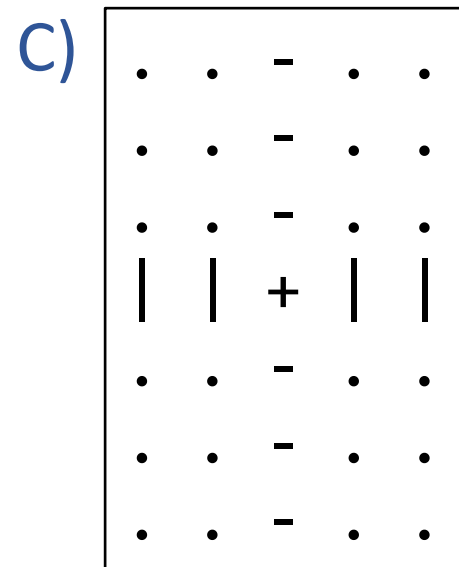
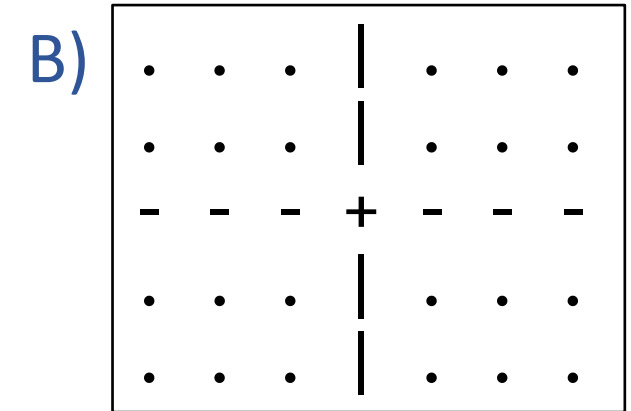
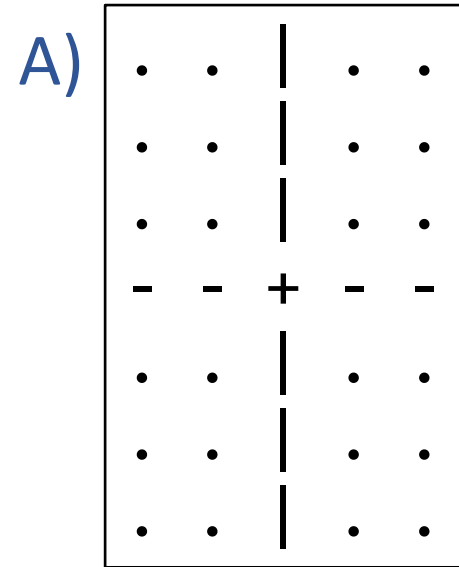
- Today, HW2 released; Week 3 Pre-reading published
- Wed, CP3 released
- Fri, 8 pm: CP3
- Sat, 8 pm: HW2
- Next Tue, in-lec: Quiz2

Loops

Poll 1

What does this code print?

```
def printPlot(xMin, xMax, yMin, yMax):  
    for xGrid in range(xMin, xMax+1):  
        for yGrid in range(yMin, yMax+1):  
            if xGrid == 0 and yGrid == 0:  
                pixel = '+'  
            elif xGrid == 0:  
                pixel = '|'  
            elif yGrid == 0:  
                pixel = '-'  
            else:  
                pixel = '.'  
            print(pixel, end=" ")  
        print()  
  
printPlot(-3, 3, -2, 2)
```



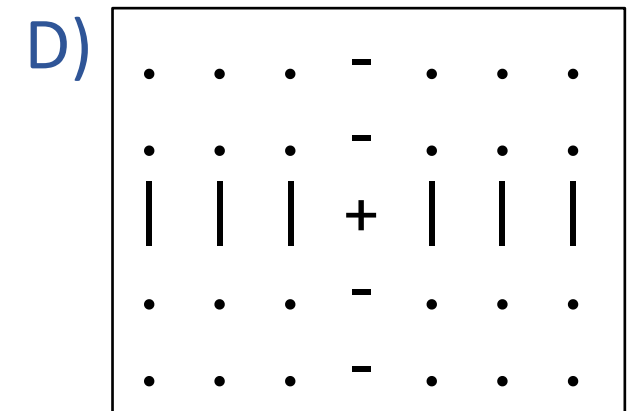
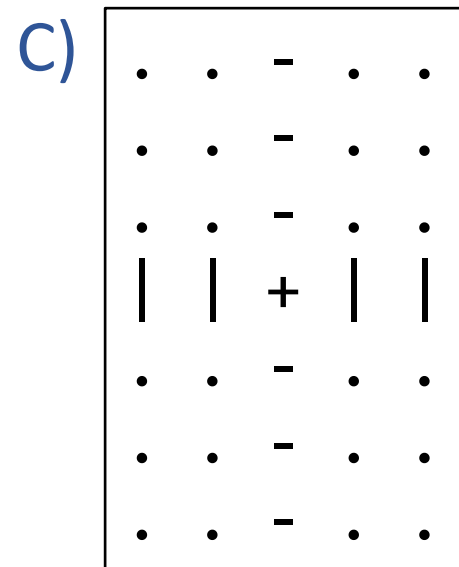
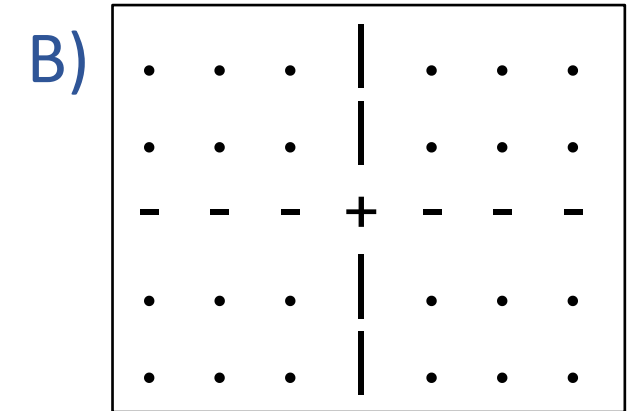
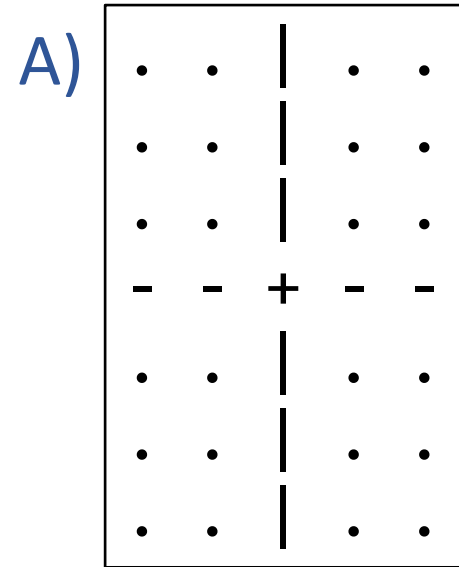
E) I have no idea

Poll 1

What does this code print?

```
def printPlot(xMin, xMax, yMin, yMax):  
    for xGrid in range(xMin, xMax+1):  
        for yGrid in range(yMin, yMax+1):  
            if xGrid == 0 and yGrid == 0:  
                pixel = '+'  
            elif xGrid == 0:  
                pixel = '|'  
            elif yGrid == 0:  
                pixel = '-'  
            else:  
                pixel = '.'  
            print(pixel, end=" ")  
        print()
```

printPlot(-3, 3, -2, 2)



E) I have no idea

Poll 2

Which code is better

A)

```
def sumFromMToN(m, n):  
    total = 0  
    for x in range(m, n+1):  
        total += x  
    return total
```

B)

```
def sumFromMToN(m, n):  
    total = 0  
    x = m  
    while x <= n:  
        total += x  
        x += 1  
    return total
```

For Loops vs While Loops

Often, we can write our code using either

How do we choose

- For loops are often easier to reason about, especially if we're looping over a known sequence
- While loops work well when we don't know how many loops we need to do
- Easier to make mistakes with while loops
 - “Help! I run my code, but it doesn't do anything!!”
 - Infinite loop!!

Tip: Use ctrl-C to interrupt program execution

Tip: Include some print statements to see the loop in action

While Loops

Pick a number between 0 and 1000 (Unknown number of loops)

```
print("Enter first guess: ", end="")
guess = int(input())
numAttempts = 1

while guess != secret:
    if guess > secret:
        print("--- Too high!")
    else:
        print("--- Too low!")
    print("Enter new guess: ", end="")
    guess = int(input())
    numAttempts += 1

print(f"You got it in {numAttempts}! The secret number was {secret}!")
```


Poll 3

What is the n -th prime number when $n=3$?

- A. 2
- B. 3
- C. 4
- D. 5
- E. 6
- F. 7
- G. 8
- H. 9
- I. 10
- J. 11

Pattern: Find the n-th thing

Find the n-th dino



Pattern: Find the n-th thing

Need


- A way to get to the next guess
- A way to check it: `isThing(guess)`

Sketch

Loop from guess to guess until you've found n (well actually n+1) things

if `isThing(guess)`:

`numFound += 1`



Pattern: Find the n-th thing

Find the n-th prime

- NEED: isPrime(number)

1 2 3 4 5 6 7 8 9 10 11 12 13 14 15 16 17

Design: isPrime(n)

Use paper (or equivalent) to design your solutions!

Design: isPrime(n)

Then you can compare your code your paper examples

```
def isPrime(n):  
    if n < 2:  
        return False  
    for factor in range(2,n):  
        if n % factor == 0:  
            return False  
    return True
```

Pattern: Find the n-th thing

Find the n-th prime

- Assume we have `isPrime(number)`

1 2 3 4 5 6 7 8 9 10 11 12 13 14 15 16 17

Pattern: Find the n-th thing

Find the n-th prime

- Assume we have `isPrime(number)`

```
def nthPrime(n):  
    found = 0  
    guess = 0  
    while found <= n: # Note: Does one more loop when found == n !!  
        guess += 1  
        if isPrime(guess):  
            found += 1  
    return guess
```

1 2 3 4 5 6 7 8 9 10 11 12 13 14 15 16 17