

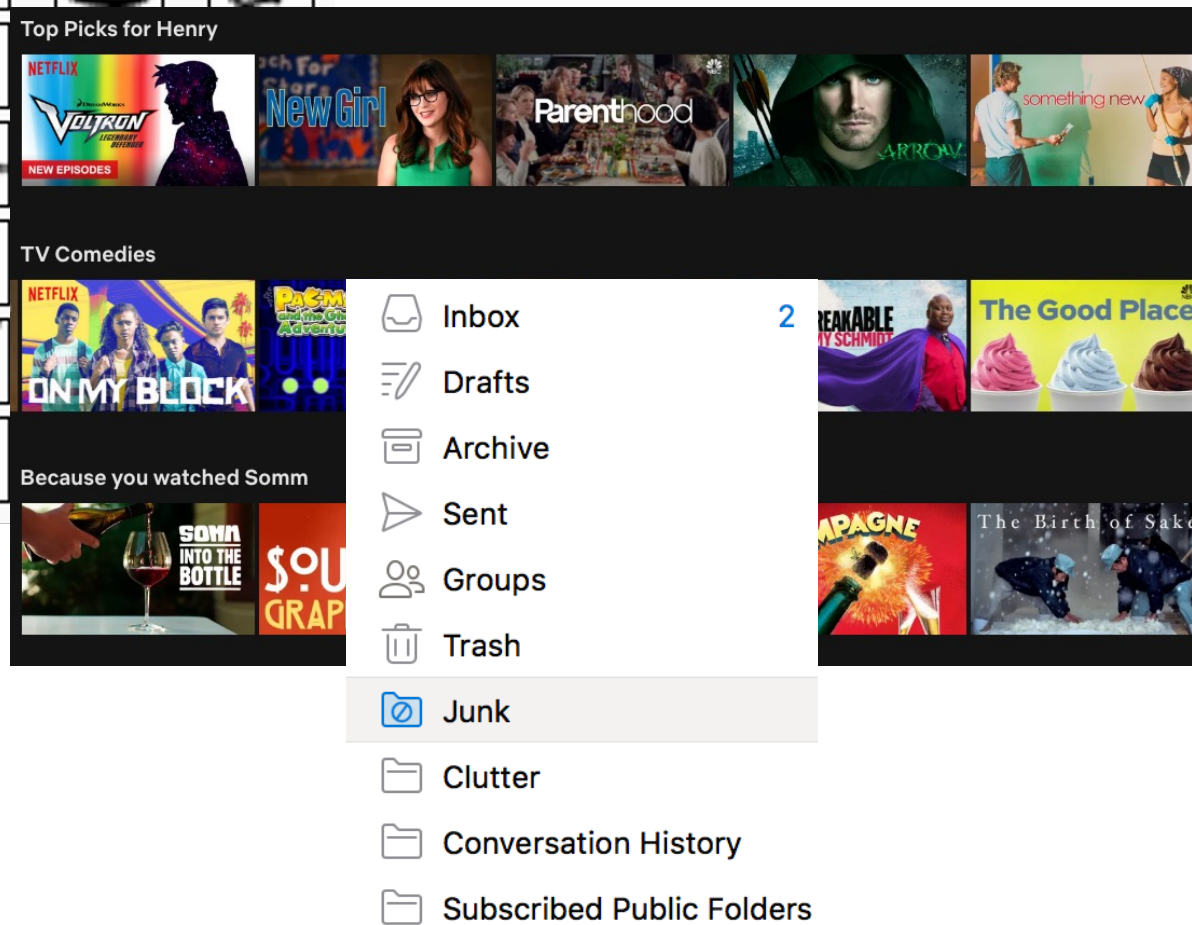

10-701: Introduction to Machine Learning Lecture 1 – Problem Formulation & Notation

Henry Chai

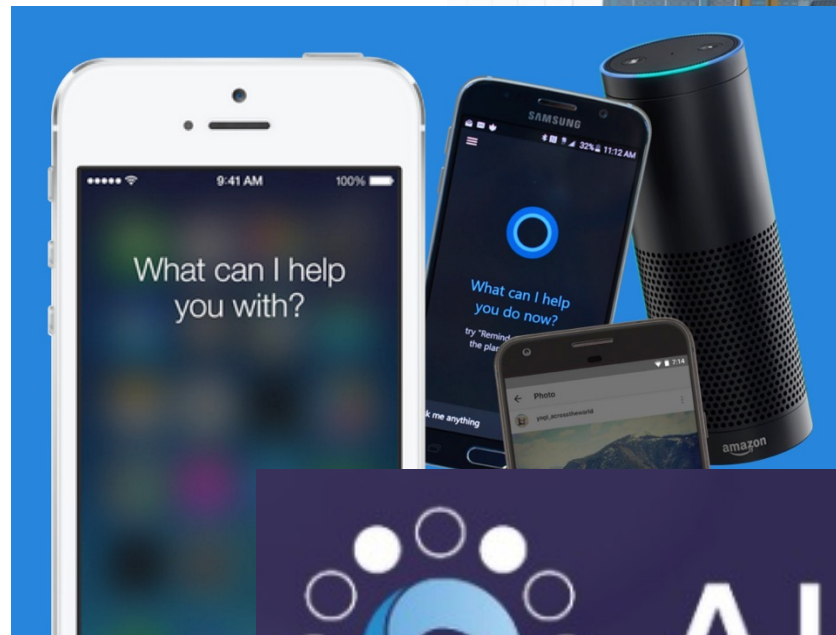
1/17/24

What is Machine Learning?

Machine Learning (A long long time ago...)



Machine Learning (A short time ago...)



Machine Learning (Now)

Machine Learning (Now)

What is Machine Learning 10-701?

- Supervised Models
 - Decision Trees
 - KNN
 - Naïve Bayes
 - Perceptron
 - Logistic Regression
 - Linear Regression
 - Neural Networks
 - SVMs
- Unsupervised Learning
- Ensemble Methods
- Graphical Models
- Learning Theory
- Reinforcement Learning
- Deep Learning
- Generative AI
- Important Concepts
 - Feature Engineering
 - Regularization and Overfitting
 - Experimental Design
 - Societal Implications

Defining a Machine Learning Task (Mitchell, 97)

- A computer program **learns** if its *performance, P* , at some *task, T* , improves with *experience, E* .
- Three components
 - Task, T
 - Performance metric, P
 - Experience, E

Defining a Machine Learning Task: Example

- Learning to approve loans/lines of credit
- Three components
 - Task, T
 - Performance metric, P
 - Experience, E

Defining a Machine Learning Task: Example

- Learning to approve loans/lines of credit
- Three components
 - Task, T
 - Performance metric, P
 - Experience, E

Defining a Machine Learning Task: Example

- Learning to
- Three components
 - Task, T
 - Performance metric, P
 - Experience, E

Defining a Machine Learning Task: Example

- Learning to
- Three components
 - Task, T
 - Performance metric, P
 - Experience, E

Our first Machine Learning Task

- Learning to diagnose heart disease
as a **(supervised) binary classification task**

	features			labels
	Family History	Resting Blood Pressure	Cholesterol	Heart Disease?
data points	Yes	Low	Normal	No
	No	Medium	Normal	No
	No	Low	Abnormal	Yes
	Yes	Medium	Normal	Yes
	Yes	High	Abnormal	Yes

Our first Machine Learning Task

- Learning to diagnose heart disease
as a (supervised) binary classification task

	features			labels
	Family History	Resting Blood Pressure	Cholesterol	Heart Disease?
data points	Yes	Low	Normal	No
	No	Medium	Normal	No
	No	Low	Abnormal	Yes
	Yes	Medium	Normal	Yes
	Yes	High	Abnormal	Yes

Our first Machine Learning Task

- Learning to diagnose heart disease
as a **(supervised) binary classification** task

	features			labels
	Family History	Resting Blood Pressure	Cholesterol	Heart Disease?
data points	Yes	Low	Normal	No
	No	Medium	Normal	No
	No	Low	Abnormal	Yes
	Yes	Medium	Normal	Yes
	Yes	High	Abnormal	Yes

Our first Machine Learning Task

- Learning to diagnose heart disease
as a **(supervised)** classification task

	features			labels
	Family History	Resting Blood Pressure	Cholesterol	Risk
data points	Yes	Low	Normal	Low Risk
	No	Medium	Normal	Low Risk
	No	Low	Abnormal	Medium Risk
	Yes	Medium	Normal	High Risk
	Yes	High	Abnormal	High Risk

Our first Machine Learning Task

- Learning to diagnose heart disease as a **(supervised)** regression task

	features			targets
	Family History	Resting Blood Pressure	Cholesterol	Medical Costs
data points	Yes	Low	Normal	\$0
	No	Medium	Normal	\$20
	No	Low	Abnormal	\$30
	Yes	Medium	Normal	\$100
	Yes	High	Abnormal	\$5000

Our first Machine Learning Classifier

- A **classifier** is a function that takes feature values as input and outputs a label
- Majority vote classifier: always predict the most common label in the dataset

	Family History	Resting Blood Pressure	Cholesterol	Heart Disease?
data points	Yes	Low	Normal	No
	No	Medium	Normal	No
	No	Low	Abnormal	Yes
	Yes	Medium	Normal	Yes
	Yes	High	Abnormal	Yes

Training vs. Testing

- A **classifier** is a function that takes feature values as input and outputs a label
- Majority vote classifier: always predict the most common label in the **training** dataset (Yes)

training dataset

Family History	Resting Blood Pressure	Cholesterol	Heart Disease?
Yes	Low	Normal	No
No	Medium	Normal	No
No	Low	Abnormal	Yes
Yes	Medium	Normal	Yes
Yes	High	Abnormal	Yes

Training vs. Testing

- A **classifier** is a function that takes feature values as input and outputs a label
- Majority vote classifier: always predict the most common label in the **training** dataset (Yes)
- A **test** dataset is used to evaluate a classifier's **predictions**

test dataset

Family History	Resting Blood Pressure	Cholesterol	Heart Disease?	Predictions
No	Low	Normal	No	Yes
No	High	Abnormal	Yes	Yes
Yes	Medium	Abnormal	Yes	Yes

- The **error rate** is the proportion of data points where the prediction is wrong

Training vs. Testing

- A **classifier** is a function that takes feature values as input and outputs a label
- Majority vote classifier: always predict the most common label in the **training** dataset (Yes)
- A **test** dataset is used to evaluate a classifier's **predictions**

test dataset

Family History	Resting Blood Pressure	Cholesterol	Heart Disease?	Predictions
No	Low	Normal	No	Yes
No	High	Abnormal	Yes	Yes
Yes	Medium	Abnormal	Yes	Yes

- The **test error rate** is the proportion of data points in the test dataset where the prediction is wrong (1/3)

A Typical (Supervised) Machine Learning Routine

- Step 1 – training
 - Input: a labelled training dataset
 - Output: a classifier
- Step 2 – testing
 - Inputs: a classifier, a test dataset
 - Output: predictions for each test data point
- Step 3 – evaluation
 - Inputs: predictions from step 2, test dataset labels
 - Output: some measure of how good the predictions are; usually (but not always) error rate

Our first Machine Learning Classifier

- A **classifier** is a function that takes feature values as input and outputs a label
- Majority vote classifier: always predict the most common label in the **training** dataset



- This classifier completely ignores the features...

Our first Machine Learning Classifier

- A **classifier** is a function that takes feature values as input and outputs a label
- Majority vote classifier: always predict the most common label in the **training** dataset

data points

labels

Heart Disease?	Predictions
No	Yes
No	Yes
Yes	Yes
Yes	Yes
Yes	Yes

- The training error rate is $2/5$

Our second Machine Learning Classifier

- A **classifier** is a function that takes feature values as input and outputs a label
- Memorizer: if a set of features exists in the **training** dataset, predict its corresponding label; otherwise, predict the majority vote

Family History	Resting Blood Pressure	Cholesterol	Heart Disease?
Yes	Low	Normal	No
No	Medium	Normal	No
No	Low	Abnormal	Yes
Yes	Medium	Normal	Yes
Yes	High	Abnormal	Yes

Our second Machine Learning Classifier

- A **classifier** is a function that takes feature values as input and outputs a label
- Memorizer: if a set of features exists in the **training** dataset, predict its corresponding label; otherwise, predict the majority vote

Family History	Resting Blood Pressure	Cholesterol	Heart Disease?	Predictions
Yes	Low	Normal	No	No
No	Medium	Normal	No	No
No	Low	Abnormal	Yes	Yes
Yes	Medium	Normal	Yes	Yes
Yes	High	Abnormal	Yes	Yes

- The training error rate is 0!

Notation

- Feature space, \mathcal{X}
- Label space, \mathcal{Y}
- (Unknown) Target function, $c^*: \mathcal{X} \rightarrow \mathcal{Y}$
- Training dataset:

$$\mathcal{D} = \{(\mathbf{x}^{(1)}, c^*(\mathbf{x}^{(1)}) = y^{(1)}), (\mathbf{x}^{(2)}, y^{(2)}) \dots, (\mathbf{x}^{(N)}, y^{(N)})\}$$

- Data point:

$$(\mathbf{x}^{(n)}, y^{(n)}) = (x_1^{(n)}, x_2^{(n)}, \dots, x_D^{(n)}, y^{(n)})$$

- Classifier, $h: \mathcal{X} \rightarrow \mathcal{Y}$
- Goal: find a classifier, h , that best approximates c^*

Notation

- Loss function, $\ell : \mathcal{Y} \times \mathcal{Y} \rightarrow \mathbb{R}$
 - Defines how “bad” predictions, $\hat{y} = h(\mathbf{x})$, are compared to the true labels, $y = c^*(\mathbf{x})$
 - Common choices
 1. Squared loss (for regression): $\ell(y, \hat{y}) = (y - \hat{y})^2$
 2. Binary or 0-1 loss (for classification):

$$\ell(y, \hat{y}) = \mathbb{1}(y \neq \hat{y})$$

- Error rate:

$$err(h, \mathcal{D}) = \frac{1}{N} \sum_{n=1}^N \mathbb{1}(y^{(n)} \neq \hat{y}^{(n)})$$

Notation: Example

x_1 Family History	x_2 Resting Blood Pressure	x_3 Cholesterol	y Heart Disease?	\hat{y} Predictions
Yes	Low	Normal	No	No
$x^{(2)}$ No	Medium	Normal	No	No
No	Low	Abnormal	Yes	Yes
Yes	Medium	Normal	Yes	Yes
Yes	High	Abnormal	Yes	Yes

- $N = 5$ and $D = 3$
- $x^{(2)} = (x_1^{(2)} = \text{“No”}, x_2^{(2)} = \text{“Medium”}, x_3^{(2)} = \text{“Normal”})$

Our third Machine Learning Classifier

- Alright, let's actually (try to) extract a pattern from the data

x_1 Family History	x_2 Resting Blood Pressure	x_3 Cholesterol	y Heart Disease?
Yes	Low	Normal	No
No	Medium	Normal	No
No	Low	Abnormal	Yes
Yes	Medium	Normal	Yes
Yes	High	Abnormal	Yes

- Decision stump: based on a single feature, x_d , predict the most common label in the training dataset among all data points that have the same value for x_d

Our third Machine Learning Classifier: example

- Alright, let's actually (try to) extract a pattern from the data

x_1 Family History	x_2 Resting Blood Pressure	x_3 Cholesterol	y Heart Disease?
Yes	Low	Normal	No
No	Medium	Normal	No
No	Low	Abnormal	Yes
Yes	Medium	Normal	Yes
Yes	High	Abnormal	Yes

- Decision stump on x_1 :

$$h(\mathbf{x}') = h(x'_1, \dots, x'_D) = \begin{cases} ??? & \text{if } x'_1 = \text{"Yes"} \\ ??? & \text{otherwise} \end{cases}$$

Our third Machine Learning Classifier: example

- Alright, let's actually (try to) extract a pattern from the data

x_1 Family History	x_2 Resting Blood Pressure	x_3 Cholesterol	y Heart Disease?
Yes	Low	Normal	No
No	Medium	Normal	No
No	Low	Abnormal	Yes
Yes	Medium	Normal	Yes
Yes	High	Abnormal	Yes

- Decision stump on x_1 :

$$h(\mathbf{x}') = h(x'_1, \dots, x'_D) = \begin{cases} \text{"Yes"} & \text{if } x'_1 = \text{"Yes"} \\ \text{???} & \text{otherwise} \end{cases}$$

Our third Machine Learning Classifier: example

- Alright, let's actually (try to) extract a pattern from the data

x_1 Family History	x_2 Resting Blood Pressure	x_3 Cholesterol	y Heart Disease?
Yes	Low	Normal	No
No	Medium	Normal	No
No	Low	Abnormal	Yes
Yes	Medium	Normal	Yes
Yes	High	Abnormal	Yes

- Decision stump on x_1 :

$$h(\mathbf{x}') = h(x'_1, \dots, x'_D) = \begin{cases} \text{"Yes"} & \text{if } x'_1 = \text{"Yes"} \\ \text{"No"} & \text{otherwise} \end{cases}$$

Our third Machine Learning Classifier: example

- Alright, let's actually (try to) extract a pattern from the data

x_1 Family History	x_2 Resting Blood Pressure	x_3 Cholesterol	y Heart Disease?	\hat{y} Predictions
Yes	Low	Normal	No	Yes
No	Medium	Normal	No	No
No	Low	Abnormal	Yes	No
Yes	Medium	Normal	Yes	Yes
Yes	High	Abnormal	Yes	Yes

Decision Stumps: Questions

1. How can we pick which feature to split on?
2. Why stop at just one feature?

Key Takeaways

- Components of a machine learning problem
- Algorithmic bias
- Components of a labelled dataset for supervised learning
- Training vs. test datasets
- Majority vote classifier
- Decision stumps

Logistics: Course Website

<https://www.cs.cmu.edu/~hchai2/courses/10701/>

Logistics: Course Syllabus

<https://www.cs.cmu.edu/~hchai2/courses/10701/#Syllabus>

- This whole section is **required** reading

Logistics: Grading

<https://www.cs.cmu.edu/~hchai2/courses/10701/#Syllabus>

- 25% midterm & 25% final
- 25% homework assignments
 - First 4 assignments = 5% each
 - HW5 and HW6 are = 2.5% each
- 20% project
 - You must work on the project in groups of 3 or 4
- 5% participation
 - 5% (full credit) for 80% or greater poll participation
 - 3% for 65%-80% poll participation.
 - 1% for 50%-65% poll participation.
 - “Correctness” will not affect your participation grade
 - 50% credit for responses after lecture within 48 hours

Logistics: Late Policy

<https://www.cs.cmu.edu/~hchai2/courses/10701/#Syllabus>

- 6 grace days for use across all homework assignments
- Only 2 grace days may be used per homework
- Late submissions w/o grace days:
 - 1 day late = 50% multiplicative penalty
 - 2 days late = 25% multiplicative penalty
- No submissions accepted more than 2 days late
- Grace days cannot be applied to project deliverables

Logistics: Collaboration Policy

<https://www.cs.cmu.edu/~hchai2/courses/10701/#Syllabus>

- Collaboration on homework assignments is encouraged but must be documented
- **You must always write your own code/answers**
 - You may not re-use code/previous versions of the homework, whether your own or otherwise
- Good approach to collaborating on programming assignments:
 1. Collectively sketch pseudocode on an impermanent surface, then
 2. Disperse, erase all notes and start from scratch

Logistics: Technologies

<https://www.cs.cmu.edu/~hchai2/courses/10701/#Syllabus>

- Piazza, for course discussion:
<https://piazza.com/class/lr0i0sfzjdn2im>
- Gradescope, for submitting homework assignments:
<https://www.gradescope.com/courses/695056>
- Polleverywhere, for in-class participation:
<https://pollev.com/10701polls>
- Canvas, for hosting the gradebook and lecture recordings:
<https://canvas.cmu.edu/courses/39031>

Logistics: Lecture Schedule

<https://www.cs.cmu.edu/~hchai2/courses/10701/#Schedule>

Schedule

Lectures are the primary mode of content delivery in this course. Attending lectures is highly recommended; there will be regular in-class activities and polls which will constitute a small portion of your final grade. Engaging in these real-time activities can greatly improve your understanding of the material. Lectures will be recorded and made available to you after the fact. However, the primary purpose of these recordings is to allow you to refer back to the content; watching recordings in lieu of attending lectures is not encouraged.

Date	Topic	Slides	Readings/Resources
Wed, 1/17	Introduction: Notation & Problem Formulation		
Mon, 1/22	Decision Trees		
Wed, 1/24	KNNs & Model Selection		
Mon, 1/29	Linear Regression		
Wed, 1/31	MLE/MAP		
Mon, 2/5	Naïve Bayes		
Wed, 2/7	Logistic Regression & Regularization		
Mon, 2/12	Neural Networks		

Logistics: Exam Schedule

<https://www.cs.cmu.edu/~hchai2/courses/10701/#Schedule>

Schedule

Lectures are the primary mode of content delivery in this course. Attending lectures is highly recommended; there will be regular in-class activities and polls which will constitute a small portion of your final grade. Engaging in these real-time activities can greatly improve your understanding of the material. Lectures will be recorded and made available to you after the fact. However, the primary purpose of these recordings is to allow you to refer back to the content; watching recordings in lieu of attending lectures is not encouraged.

Date	Topic	Slides	Readings/Resources
	• • •		
Mon, 3/18	Reinforcement Learning: Value & Policy Iteration		
Tue, 3/19	Midterm (Evening Exam: Details TBD)		
Wed, 3/20	Reinforcement Learning: Q-Learning & Deep RL		
	• • •		
Wed, 4/24	Algorithmic Bias		
TBD, TBD	Final to be Scheduled by the Registrar		

Logistics: Recitations

<https://www.cs.cmu.edu/~hchai2/courses/10701/#Recitations>

Recitations

Attendance at recitations is not required, but strongly encouraged. Recitations will be interactive and focus on problem solving; we strongly encourage you to actively participate. A problem sheet will usually be released prior to the recitation. If you are unable to attend one or you missed an important detail, feel free to stop by office hours to ask the TAs about the content that was covered. Of course, we also encourage you to exchange notes with your peers.

Date	Topic	Handout
Fri, 1/19	No Recitation	
Fri, 1/26	Recitation 1: Decision Trees & kNNs	
Fri, 2/2	Recitation 2: Linear Regression & MLE/MAP	
Fri, 2/9	Recitation 3: Naïve Bayes & Logistic Regression	

Logistics: Homework Assignments

<https://www.cs.cmu.edu/~hchai2/courses/10701/#Homework>

Assignments

Our homework assignments are an opportunity for you all to reason about and build/experiment with some of the models that we introduce in class. All programming questions must be completed in Python and you must use LaTeX to typeset your responses to the written questions. You will submit both your code and your written responses using [Gradescope](#); note that each assignment will have separate submissions for the code and the written portion.

Release Date	Topic	Files	Due Date
Wed, 1/24	HW1: Decision Trees & kNNs		Fri, 2/2 at 11:59 PM
Wed, 2/7	HW2: Linear Regression, Naïve Bayes & Logistic Regression		Fri, 2/16 at 11:59 PM
Fri, 2/16	HW3: Neural Networks		Fri, 2/26 at 11:59 PM
Wed, 2/28	HW4: Deep Learning in PyTorch		Fri, 3/15 at 11:59 PM
Fri, 3/22	HW5: Unsupervised Learning & Reinforcement Learning		Mon, 4/1 at 11:59 PM
Wed, 4/10	HW6: Learning Theory & Ensemble Methods		Fri, 4/19 at 11:59 PM

Logistics: Office Hours

<https://www.cs.cmu.edu/~hchai2/courses/10701/#Calendar>

Course Calendar

10-701

Today ◀ ▶ January 2024 Print Week Month Agenda

Sun	Mon	Tue	Wed	Thu	Fri	Sat
31	Jan 1	2	3	4	5	6
7	8	9	10	11	12	13
14	15	16	17	18	19	20
21	22	23	24	25	26	27
28	29	30	31	Feb 1	2	3

Events shown in time zone: Eastern Time - New York