



15-441 Computer Networking

Lecture 18 – More TCP & Congestion Control

Good Ideas So Far...



- Flow control
 - Stop & wait
 - Parallel stop & wait
 - Sliding window (e.g., advertised windows)
- Loss recovery
 - Timeouts
 - Acknowledgement-driven recovery (selective repeat or cumulative acknowledgement)
- Congestion control
 - AIMD → fairness and efficiency
- How does TCP actually implement these?

10-30-2007

Lecture 18: TCP Details

2

Outline



- THE SPOOKY PARTS of TCP
 - If it doesn't scare you now... it will on the final!
- TCP connection setup/data transfer
 - The Candy-exchange Protocol (TCP)
- TCP reliability
 - How to recover your DEAD packets
- TCP congestion avoidance
 - Avoiding the death-traps of overloaded routers

10-30-2007

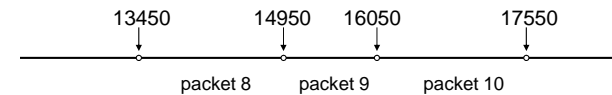
Lecture 18: TCP Details

3

Sequence Number Space



- Each byte in byte stream is numbered.
 - 32 bit value
 - Wraps around
 - Initial values selected at start up time
- TCP breaks up the byte stream into packets.
 - Packet size is limited to the Maximum Segment Size
- Each packet has a sequence number.
 - Indicates where it fits in the byte stream



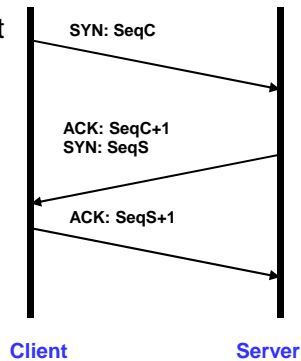
10-30-2007

Lecture 18: TCP Details

4

Establishing Connection: Three-Way handshake

- Each side notifies other of starting sequence number it will use for sending
 - Why not simply chose 0?
 - Must avoid overlap with earlier incarnation
 - Security issues
- Each side acknowledges other's sequence number
 - SYN-ACK: Acknowledge sequence number + 1
- Can combine second SYN with first ACK



10-30-2007

Lecture 18: TCP Details

5

TCP Connection Setup Example

```
09:23:33.042318 IP 128.2.222.198.3123 > 192.216.219.96.80: S
4019802004:4019802004(0) win 65535 <mss 1260,nop,nop,sackOK>
(DF)

09:23:33.118329 IP 192.216.219.96.80 > 128.2.222.198.3123: S
3428951569:3428951569(0) ack 4019802005 win 5840 <mss
1460,nop,nop,sackOK> (DF)

09:23:33.118405 IP 128.2.222.198.3123 > 192.216.219.96.80: . ack
3428951570 win 65535 (DF)
```

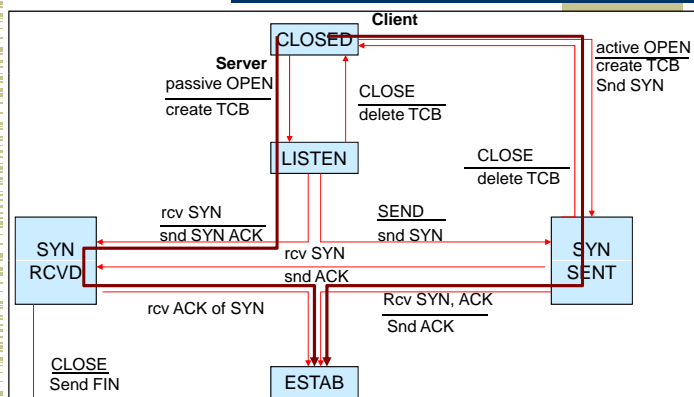
- Client SYN
 - SeqC: Seq. #4019802004, window 65535, max. seq. 1260
- Server SYN-ACK+SYN
 - Receive: #4019802005 (= SeqC+1)
 - SeqS: Seq. #3428951569, window 5840, max. seq. 1460
- Client SYN-ACK
 - Receive: #3428951570 (= SeqS+1)

10-30-2007

Lecture 18: TCP Details

6

TCP State Diagram: Connection Setup



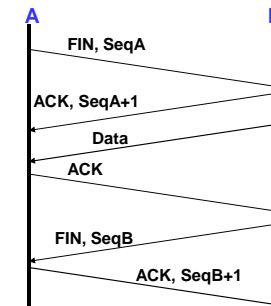
10-30-2007

Lecture 18: TCP Details

7

Tearing Down Connection

- Either side can initiate tear down
 - Send FIN signal
 - "I'm not going to send any more data"
- Other side can continue sending data
 - Half open connection
 - Must continue to acknowledge
- Acknowledging FIN
 - Acknowledge last sequence number + 1



10-30-2007

Lecture 18: TCP Details

8

TCP Connection Teardown Example



```

09:54:17.585396 IP 128.2.222.198.4474 > 128.2.210.194.6616: F
1489294581:1489294581(0) ack 1909787689 win 65434 (DF)

09:54:17.585732 IP 128.2.210.194.6616 > 128.2.222.198.4474: F
1909787689:1909787689(0) ack 1489294582 win 5840 (DF)

09:54:17.585764 IP 128.2.222.198.4474 > 128.2.210.194.6616: . ack
1909787690 win 65434 (DF)
    
```

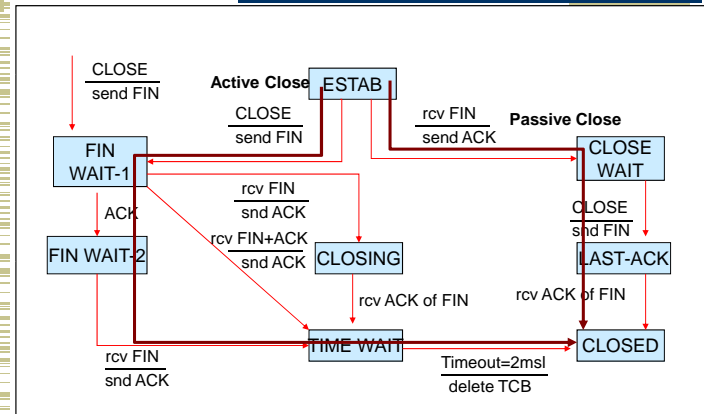
- Session
 - Echo client on 128.2.222.198, server on 128.2.210.194
- Client FIN
 - SeqC: 1489294581
- Server ACK + FIN
 - Ack: 1489294582 (= SeqC+1)
 - SeqS: 1909787689
- Client ACK
 - Ack: 1909787690 (= SeqS+1)

10-30-2007

Lecture 18: TCP Details

9

State Diagram: Connection Tear-down



10-30-2007

Lecture 18: TCP Details

10

Outline



- TCP connection setup/data transfer
- **TCP reliability**
- TCP congestion avoidance

10-30-2007

Lecture 18: TCP Details

11

Reliability Challenges



- Congestion related losses
- Variable packet delays
 - What should the timeout be?
- Reordering of packets
 - How to tell the difference between a delayed packet and a lost one?

10-30-2007

Lecture 18: TCP Details

12

TCP = Go-Back-N Variant



- Sliding window with cumulative acks
 - Receiver can only return a single "ack" sequence number to the sender.
 - Acknowledges all bytes with a lower sequence number
 - Starting point for retransmission
 - Duplicate acks sent when out-of-order packet received
- But: sender only retransmits a single packet.
 - Reason???
 - Only one that it knows is lost
 - Network is congested → shouldn't overload it
- Error control is based on byte sequences, not packets.
 - Retransmitted packet can be different from the original lost packet – Why?

10-30-2007

Lecture 18: TCP Details

13

Round-trip Time Estimation



- Wait at least one RTT before retransmitting
- Importance of accurate RTT estimators:
 - Low RTT estimate
 - unneeded retransmissions
 - High RTT estimate
 - poor throughput
- RTT estimator must adapt to change in RTT
 - But not too fast, or too slow!
- Spurious timeouts
 - "Conservation of packets" principle – never more than a window worth of packets in flight

10-30-2007

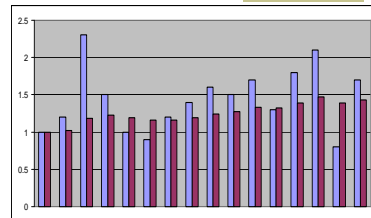
Lecture 18: TCP Details

14

Original TCP Round-trip Estimator



- Round trip times exponentially averaged:
 - $\text{New RTT} = \alpha (\text{old RTT}) + (1 - \alpha) (\text{new sample})$
 - Recommended value for α : 0.8 - 0.9
 - 0.875 for most TCP's
- Retransmit timer set to $(b * \text{RTT})$, where $b = 2$
 - Every time timer expires, RTO exponentially backed-off
- Not good at preventing spurious timeouts
 - Why?

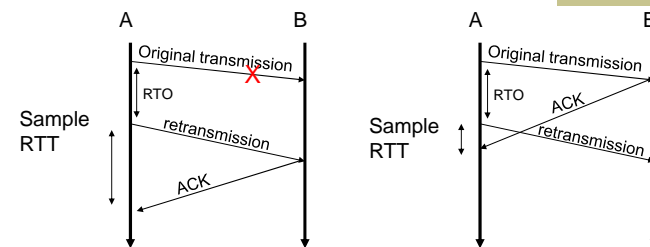


10-30-2007

Lecture 18: TCP Details

15

RTT Sample Ambiguity



- Karn's RTT Estimator
 - If a segment has been retransmitted:
 - Don't count RTT sample on ACKs for this segment
 - Keep backed off time-out for next packet
 - Reuse RTT estimate only after one successful transmission

10-30-2007

Lecture 18: TCP Details

16

Jacobson's Retransmission Timeout



- Key observation:
 - At high loads round trip variance is high
- Solution:
 - Base RTO on RTT and standard deviation
 - $RTO = RTT + 4 * rttvar$
 - $new_rttvar = \beta * dev + (1 - \beta) old_rttvar$
 - Dev = linear deviation
 - Inappropriately named – actually smoothed linear deviation

10-30-2007

Lecture 18: TCP Details

17

Timestamp Extension



- Used to improve timeout mechanism by more accurate measurement of RTT
- When sending a packet, insert current time into option
 - 4 bytes for time, 4 bytes for echo a received timestamp
- Receiver echoes timestamp in ACK
 - Actually will echo whatever is in timestamp
- Removes retransmission ambiguity
 - Can get RTT sample on any packet

10-30-2007

Lecture 18: TCP Details

18

Timer Granularity



- Many TCP implementations set RTO in multiples of 200,500,1000ms
- Why?
 - Avoid spurious timeouts – RTTs can vary quickly due to cross traffic
 - Make timers interrupts efficient
- What happens for the first couple of packets?
 - Pick a very conservative value (seconds)

10-30-2007

Lecture 18: TCP Details

19

Fast Retransmit

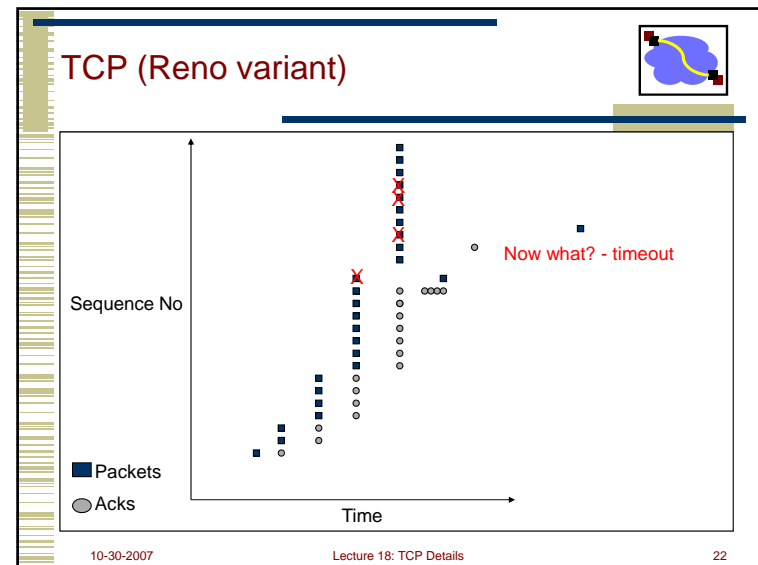
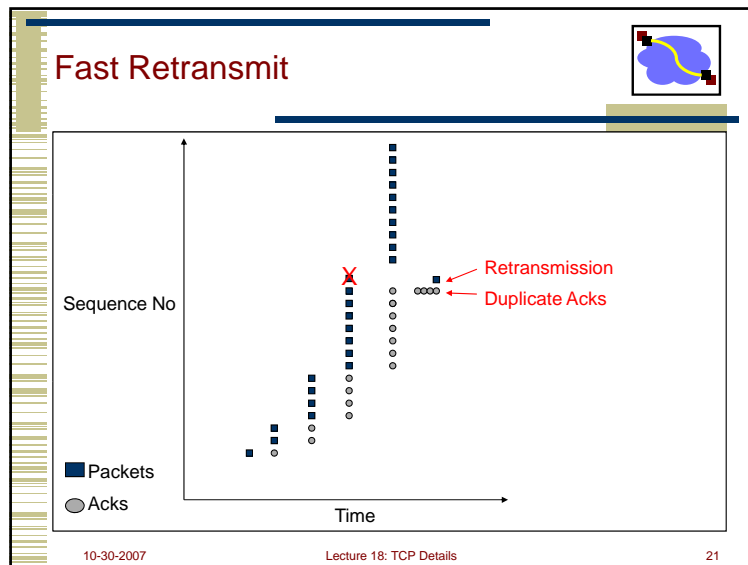


- What are duplicate acks (dupacks)?
 - Repeated acks for the same sequence
- When can duplicate acks occur?
 - Loss
 - Packet re-ordering
 - Window update – advertisement of new flow control window
- Assume re-ordering is infrequent and not of large magnitude
 - Use receipt of 3 or more duplicate acks as indication of loss
 - Don't wait for timeout to retransmit packet

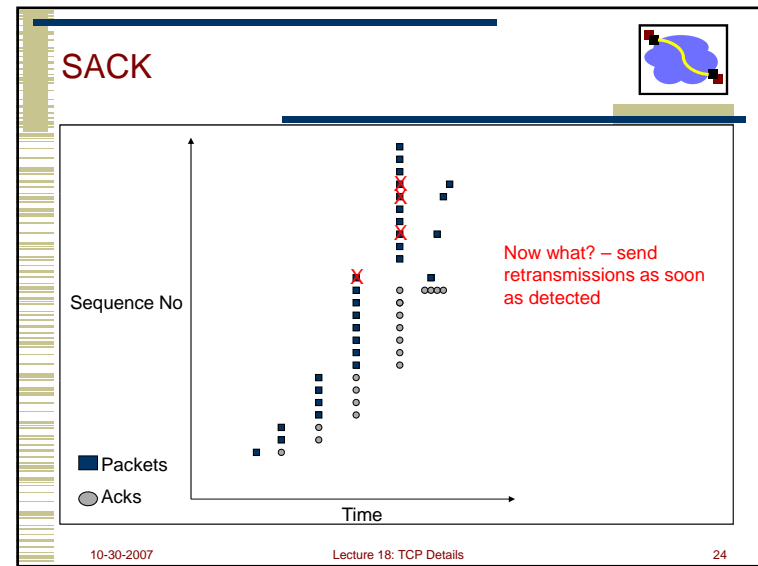
10-30-2007

Lecture 18: TCP Details

20



- ### SACK
- Basic problem is that cumulative acks provide little information
 - Selective acknowledgement (SACK) essentially adds a bitmask of packets received
 - Implemented as a TCP option
 - Encoded as a set of received byte ranges (max of 4 ranges/often max of 3)
 - When to retransmit?
 - Still need to deal with reordering → wait for out of order by 3pkts
- 10-30-2007 Lecture 18: TCP Details 23



Performance Issues



- Timeout \gg fast retransmit
- Need 3 dupacks/sacks
- Not great for small transfers
 - Don't have 3 packets outstanding
- What are real loss patterns like?

10-30-2007

Lecture 18: TCP Details

25

Outline



- TCP connection setup/data transfer
- TCP reliability
- TCP congestion avoidance

10-30-2007

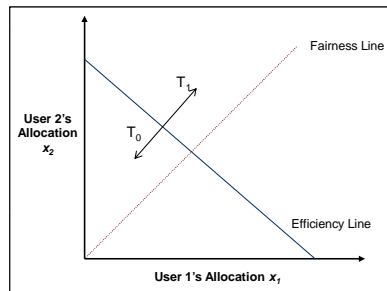
Lecture 18: TCP Details

26

Additive Increase/Decrease



- Both X_1 and X_2 increase/ decrease by the same amount over time
 - Additive increase improves fairness and additive decrease reduces fairness



10-30-2007

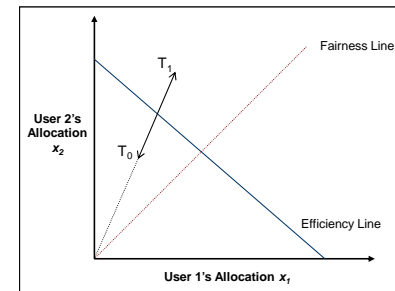
Lecture 18: TCP Details

27

Multiplicative Increase/Decrease



- Both X_1 and X_2 increase by the same factor over time
 - Extension from origin – constant fairness



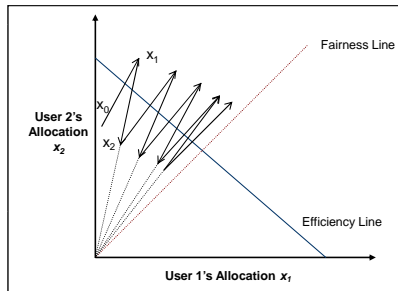
10-30-2007

Lecture 18: TCP Details

28

What is the Right Choice?

- Constraints limit us to AIMD
 - Improves or keeps fairness constant at each step
 - AIMD moves towards optimal point



10-30-2007

Lecture 18: TCP Details

29

TCP Congestion Control

- Changes to TCP motivated by ARPANET congestion collapse
- Basic principles
 - AIMD
 - Packet conservation
 - Reaching steady state quickly
 - ACK clocking

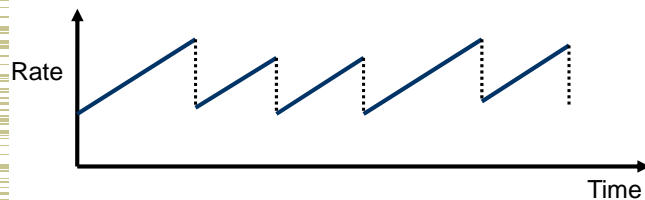
10-30-2007

Lecture 18: TCP Details

30

AIMD

- Distributed, fair and efficient
- Packet loss is seen as sign of congestion and results in a multiplicative rate decrease
 - Factor of 2
- TCP periodically probes for available bandwidth by increasing its rate



10-30-2007

Lecture 18: TCP Details

31

Implementation Issue

- Operating system timers are very coarse – how to pace packets out smoothly?
- Implemented using a congestion window that limits how much data can be in the network.
 - TCP also keeps track of how much data is in transit
- Data can only be sent when the amount of outstanding data is less than the congestion window.
 - The amount of outstanding data is increased on a “send” and decreased on “ack”
 - (last sent – last acked) < congestion window
- Window limited by both congestion and buffering
 - Sender's maximum window = Min (advertised window, cwnd)

10-30-2007

Lecture 18: TCP Details

32

Congestion Avoidance



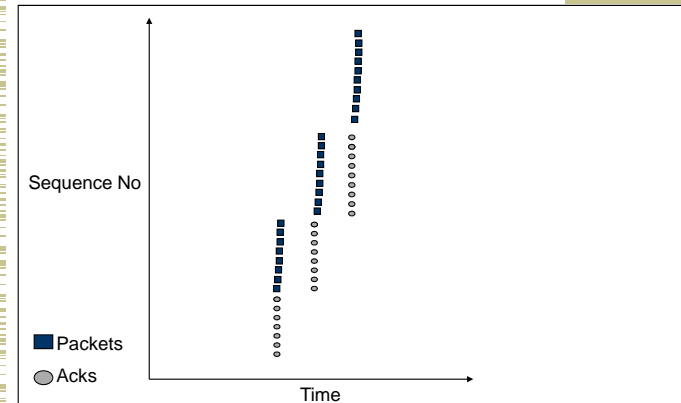
- If loss occurs when $cwnd = W$
 - Network can handle $0.5W \sim W$ segments
 - Set $cwnd$ to $0.5W$ (multiplicative decrease)
- Upon receiving ACK
 - Increase $cwnd$ by $(1 \text{ packet})/cwnd$
 - What is 1 packet? \rightarrow 1 MSS worth of bytes
 - After $cwnd$ packets have passed by \rightarrow approximately increase of 1 MSS
- Implements AIMD

10-30-2007

Lecture 18: TCP Details

33

Congestion Avoidance Sequence Plot

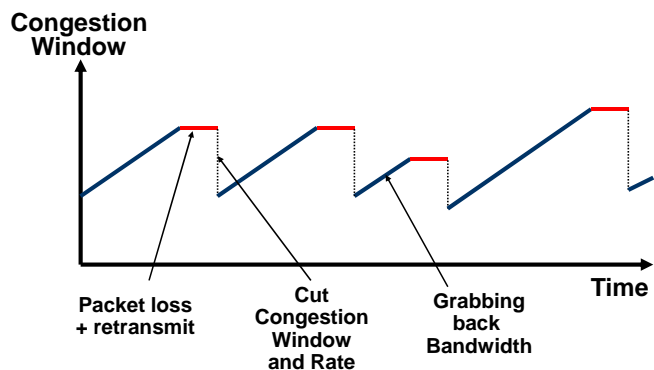


10-30-2007

Lecture 18: TCP Details

34

Congestion Avoidance Behavior



10-30-2007

Lecture 18: TCP Details

35

Important Lessons



- TCP state diagram \rightarrow setup/teardown
- TCP timeout calculation \rightarrow how is RTT estimated
- Modern TCP loss recovery
 - Why are timeouts bad?
 - How to avoid them? \rightarrow e.g. fast retransmit

10-30-2007

Lecture 18: TCP Details

36